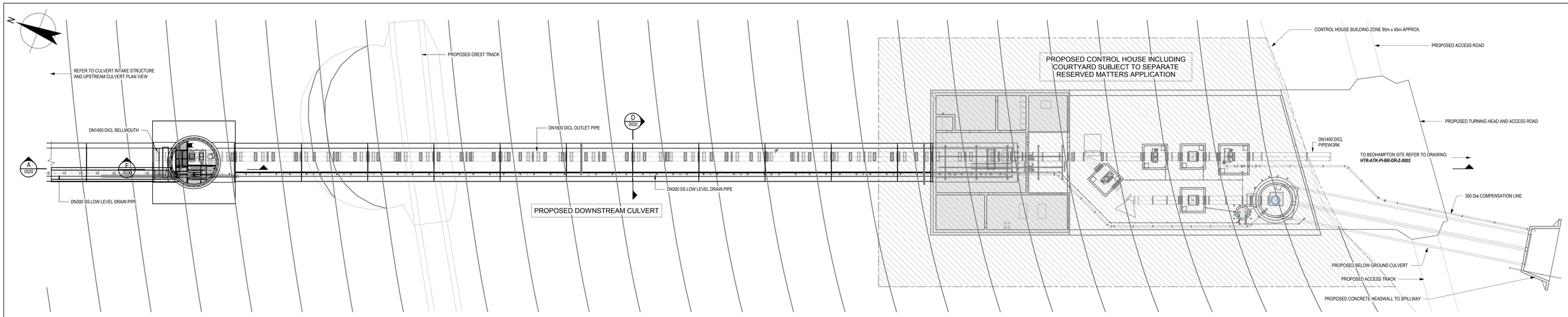

VALVE TOWER, DOWNSTREAM CULVERT AND CONTROL BUILDING PLAN VIEW

SCALE 1 : 250

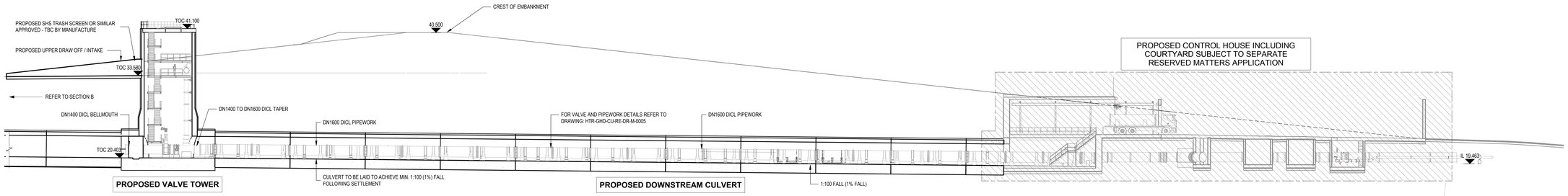

A SECTION
SCALE 1 : 250

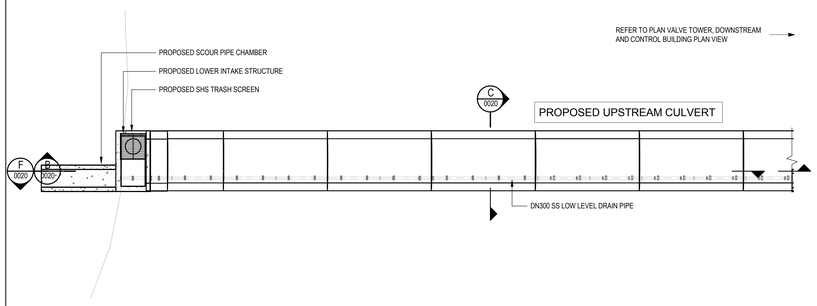

CULVERT INTAKE STRUCTURE AND UPSTREAM CULVERT PLAN VIEW

SCALE 1 : 250

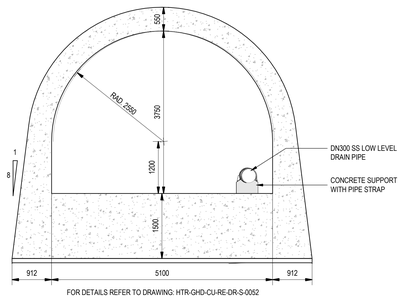

C SECTION
SCALE 1 : 50

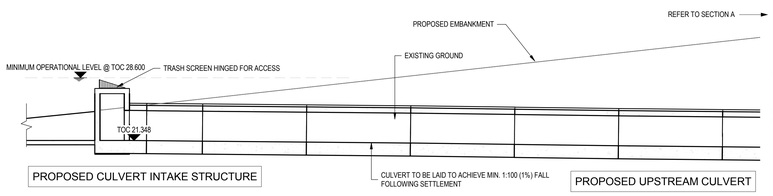

B SECTION
SCALE 1 : 250

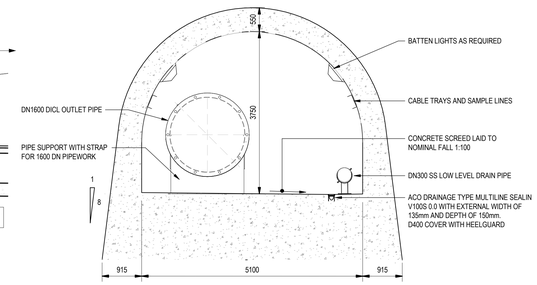

D SECTION
SCALE 1 : 50

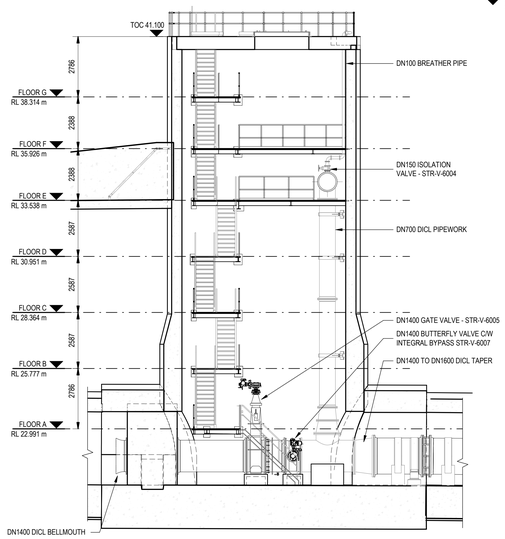

E SECTION
SCALE 1 : 100

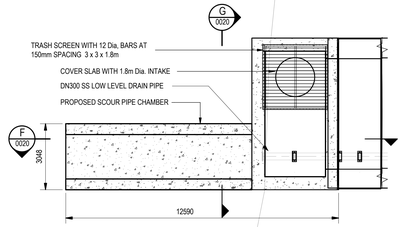

INTAKE STRUCTURE PLAN VIEW

SCALE 1 : 100

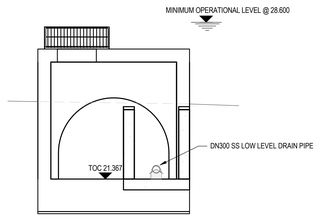

G SECTION
SCALE 1 : 100

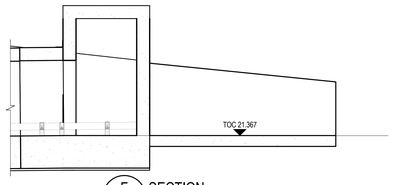

F SECTION
SCALE 1 : 100

0 500 1000 1500 2000 2500 mm
SCALE 1:50 AT ORIGINAL SIZE

0 1000 2000 3000 4000 5000 mm
SCALE 1:100 AT ORIGINAL SIZE

0 2500 5000 7500 10000 12500 mm
SCALE 1:250 AT ORIGINAL SIZE

Rev	Description	Checked	Approved	Date
P07	FOR PLANNING	DR	JH	17.10.24
P06	FOR COMMENTS	AP	TG	15.07.24
P05	FOR REVIEW	SG	TG	08.07.24
P04	FOR COMMENT	AP	TG	30.05.24
P03	S4 FOR APPROVAL	SG	TG	16.04.24
P02	DESIGN AMENDMENTS	SG	TG	12.04.24
P01	FOR COMMENT	AH	TG	09.04.24

Author IA | Drafting Check EH | Reg No.
Designer AP | Design Check KG/NTB | Date 22.03.2024

DRAWING NOTES

1. ALL DIMENSIONS ARE IN mm AND ALL LEVELS ARE IN m UNLESS NOTED OTHERWISE
2. ALL LEVELS SHOWN ARE RELATIVE TO ORDINANCE DATUM

Telephone: Havant (023) 9249 9888
Fax: Havant (023) 9245 3632
Website: www.portsmouthwater.co.uk
Registered Office: PO Box 8 West Street
Havant Hampshire PO9 1LG
REGISTERED IN ENGLAND No. 2536455

Portsmouth Water

Future Water MJJV Ltd

GHD
First Floor, 41-51 Grey Street, Newcastle Upon-Tyne, NE1 6EE, United Kingdom **T** 44 (0)191 731 6100
E UKmail@ghd.com **W** www.ghd.com
www.ghd.com

GHD Limited
Conditions of Use: This document may only be used by GHD's client (and any other person who GHD has agreed can use this document) for the purpose for which it was prepared and must not be used by any other person or for any other purpose.

Project No. 12547181

Client **PORTSMOUTH WATER**

Project **HAVANT THICKET RESERVOIR**

Status **FOR APPROVAL** | Status Code **S4**

Drawing Title **OUTLET WORKS VALVE TOWER & CULVERT GENERAL ARRANGEMENT PLANS AND SECTIONS**

Size **A0**

Drawing No. **HTR-GHD-ZZ-ZZ-DR-T-0020**

Rev **P07**