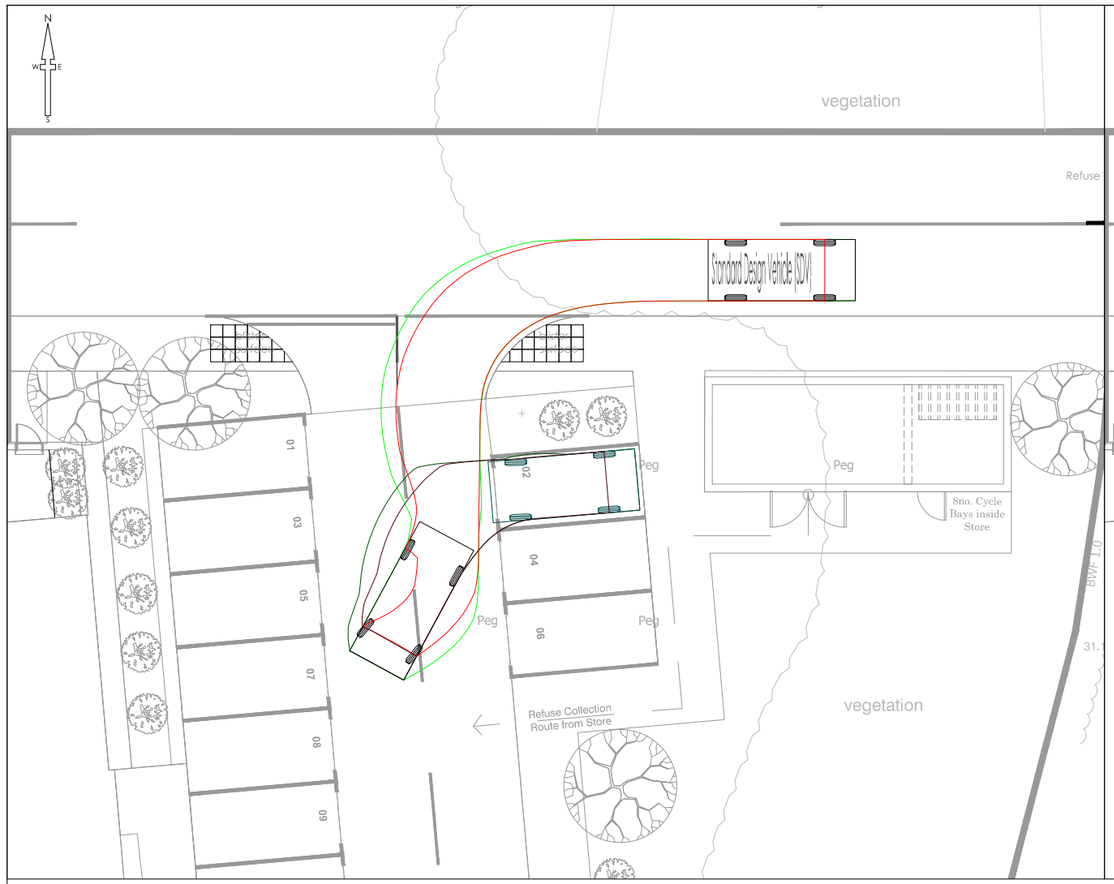
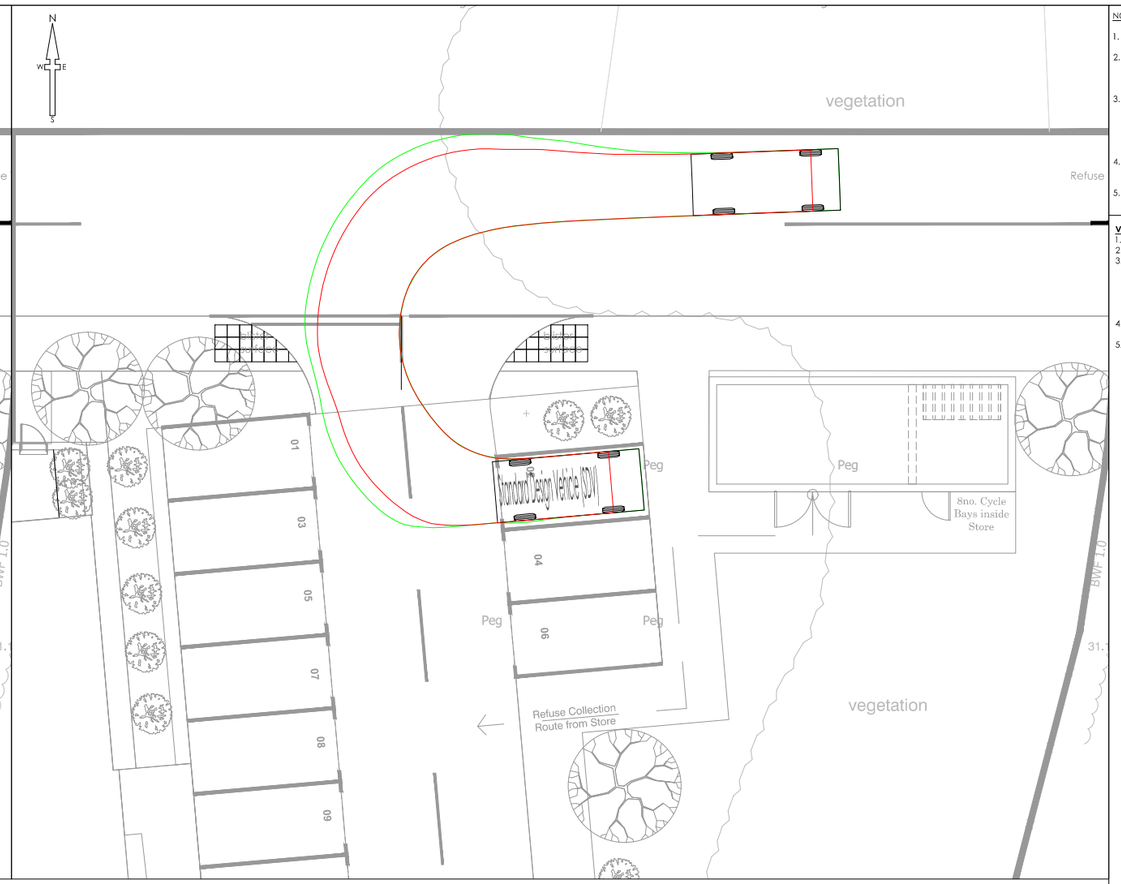




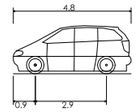
NOTES

1. All dimensions and levels are in metres unless otherwise noted
2. This drawing is to be read in conjunction with the relevant Architect's/Engineer's drawings, specifications and CDM documentation
3. This drawing has been produced electronically and may have been photo reduced or enlarged when copied. Work to figured dimensions only (DO NOT SCALE - EXCEPT FOR PLANNING PURPOSES). All dimensions to be checked on site. Any errors or omissions to be reported to the engineer immediately.
4. This drawing contains coloured lines / information that may not be clear if reproduced in black and white.
5. Digital copies of this plan can only be considered accurate if supplied directly by Infrastruct CS Ltd.

VEHICLE MANOEUVRE NOTES

1. This is not a construction drawing. For illustrative purposes only.
2. The swept path analysis is based on the vehicles shown below.
3. The swept path analysis shown on the drawing has been produced using Autotrack software. These are as accurate as possible using the correct speed and turning rate of real life vehicles, however the exact alignment can not be guaranteed due to the difference between the software operator and the vehicle driver.
4. Please note that the manufacturers of Autotrack offer no warranty as to the results or the performance of the software.
5. Vehicle manoeuvres tracked using a maximum forward design speed of 7mph.





Standard Design Vehicle (SDV)	
Overall Length	4.800m
Overall Width	2.000m
Overall Body Height	1.950m
Min Body Ground Clearance	0.100m
Track Width	2.000m
Lock to lock time	4.00s
Wall to Wall Turning Radius	6.000m

REV	DRAWN	CHECK	REVISION COMMENTS	ISSUE DATE
P02	NJ	MBD	Client's logo updated	04/06/24
P01	NJ	TST	Initial issue	23/01/24

DRAWING TITLE
Swept Path Analysis
Parking Bay No.2 Manoeuvres

SHEET NO.
1/1

PROJECT
New Access Havant Care Home
Bartons Road
Havant, Hampshire

CLIENT
anavogroup

Infrastruct CS Ltd

SCALE @ A3
1:200

DESIGN TST
DRAFT NJ
APPROVED TST

PROJECT NUMBER	STATUS	ISSUE PURPOSE
5244	S4	TECHNICAL APPROVAL

PROJECT	ORIGIN	PHASE	LEVEL	TYPE	ROLE	DWG NO	REVISION
BART	ICS	01	XX	DR	C	0517	P02

This drawing is the property of Infrastruct CS Ltd and is not to be reproduced in whole or in part without written consent.