Front Elevation - 1:100

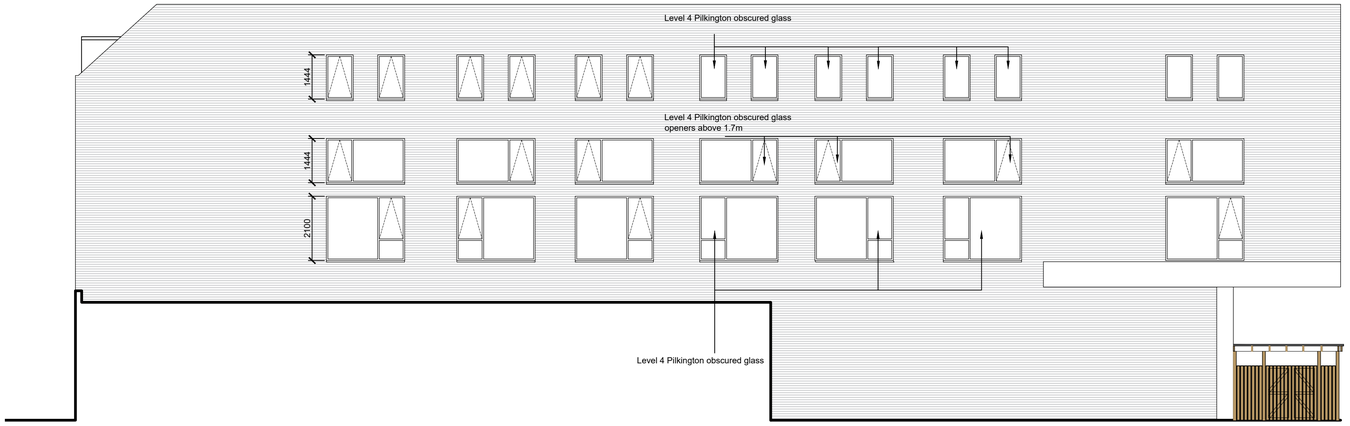

Side Elevation - 1:100

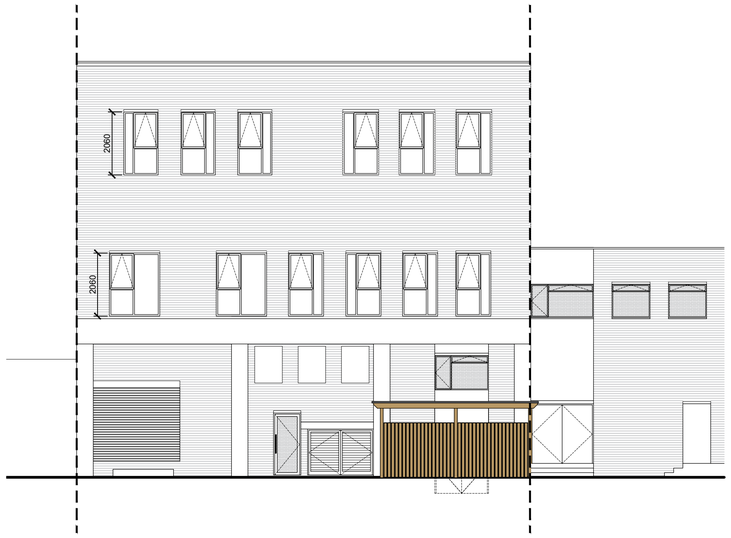

Rear Elevation - 1:100

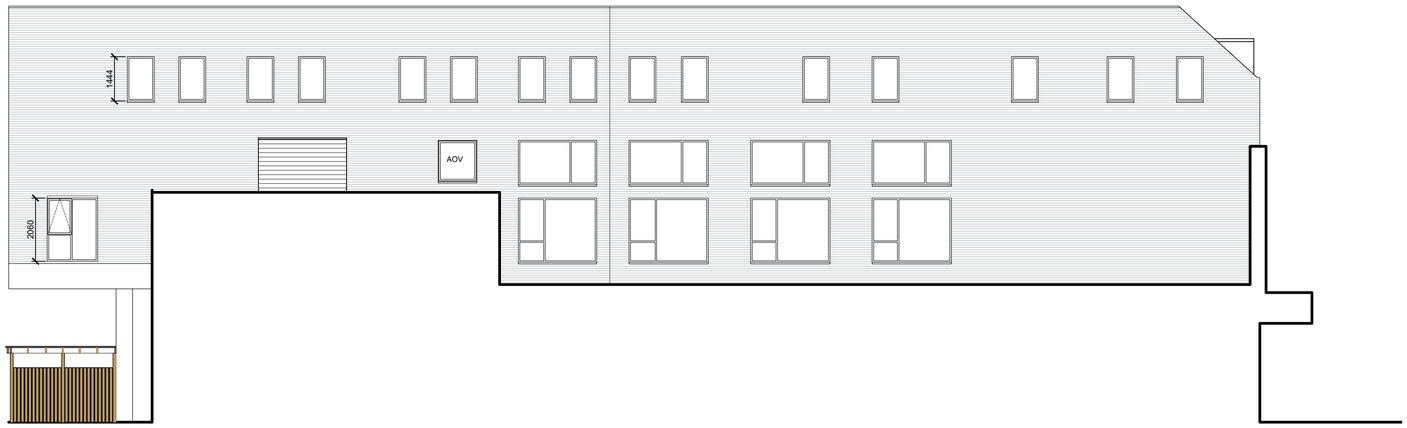

Side Elevation - 1:100

1:100 0m 1m 2m 5m 10m

Notes:

do not scale:
detailed drawings and larger scale drawings take precedence. Figured dimensions only are to be taken from this drawing.

dimensions:
All building and site dimensions, levels and sewer invert levels at connection points are to be checked and verified on site by the contractor before the commencement of works. All dimensions are to be checked prior to the placement of orders for materials or the fabrication of work and any discrepancy, omission or error is to be reported to the Architect immediately for verification.

specification:
The Contractor is to comply with current Building Legislation, British Standard Specifications, Building Regulations etc. whether or not specifically stated on this drawing. This drawing must be checked against and read in conjunction with any structural or other relevant specialist and design documentation provided.

revisions:

PLANNING

client:
Mr Schneck

project:
286–288
London Road
Waterloovile
PO7 7DS

description:
Existing & Proposed Elevations

jdw architects ltd

head office:
the old stone masons, 10 st johns st,
abergavenny, monmouthshire. np7 5rt
*tel: **01873 851125** fax: **01873 851127***

newport:
first floor, 5 gold tops,
newport, south wales. np20 4pg
*tel: **01633 245020***

*e: mail: **info@jdwarchitects.co.uk***
*w: **www.jdwarchitects.co.uk***

drawn:	scale:	
rl	1:100	@A1
date:	sheet	of:
Apr 23	SHEET	OF

job drwg. no: JW1110–124

rev:

this drawing is copyright of the architect and may not be reproduced without licence