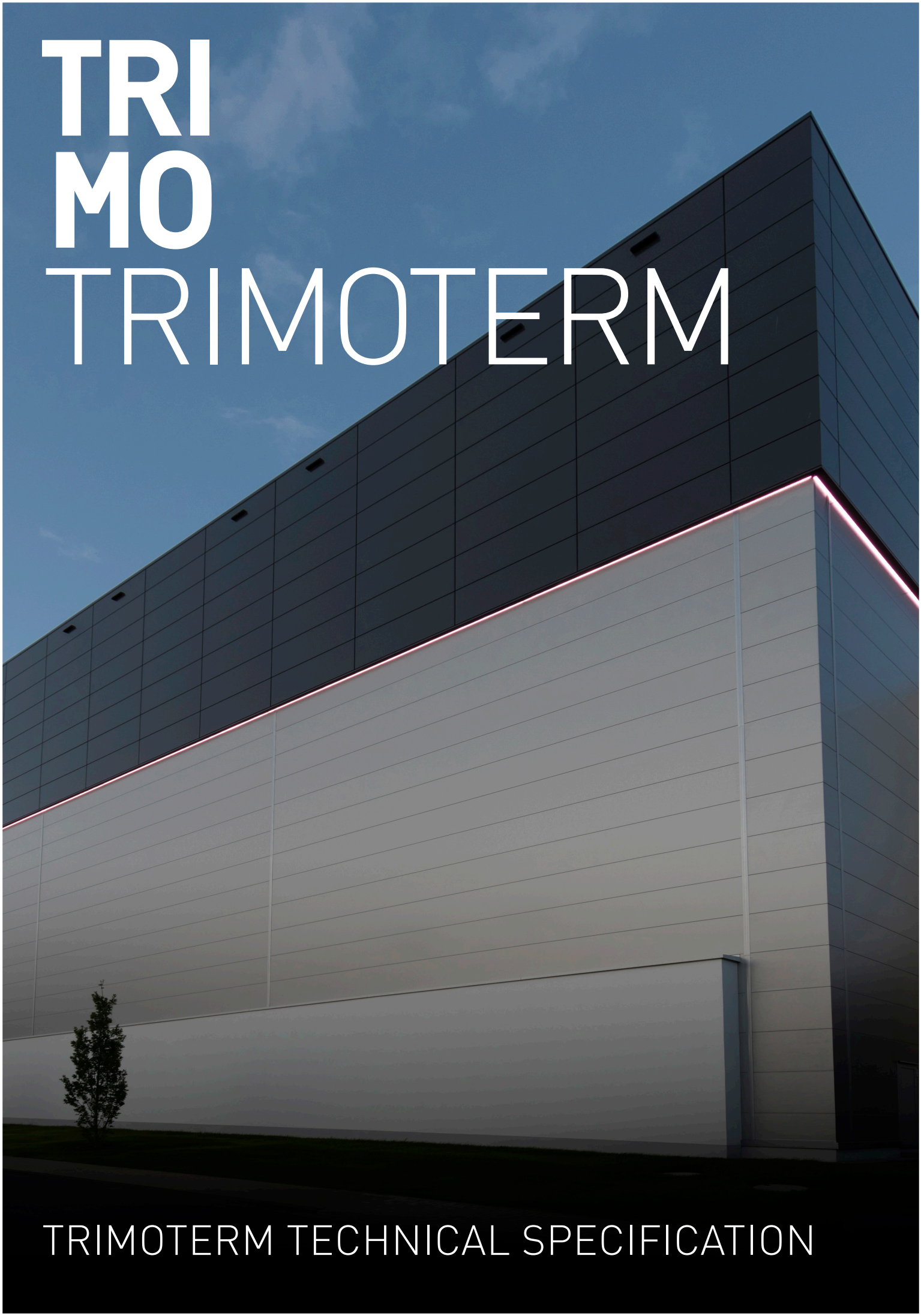

TRIMOTERM

TRIMOTERM TECHNICAL SPECIFICATION

BRAND	PRODUCT FAMILY		PRODUCT TYPE	RENDER	JOINT	REACTION TO FIRE (EN 13501-1)	COMBUSTIBILITY OF MATERIAL CORE (EN 13501-1)	WIDTH (mm)	LENGHT (m)
TRIMOTERM	POWER	T	FTV (façade panel with standard fixing)		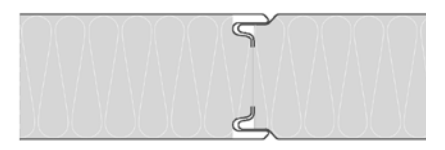	A2-s1, d0 (not valid for PVC and PVCF coating)	Mineral wool non combustible Class A1	600-1200	up to 14
			FTV HL (façade panel with hidden fixing)		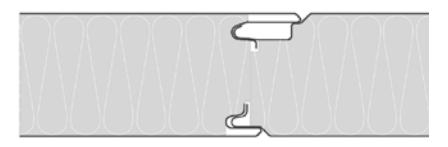			600-1100	
			SNV (roof panel)		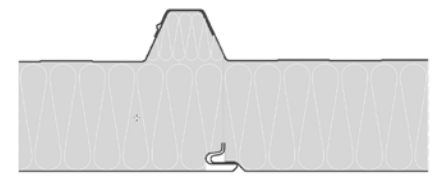			1000	
		S	FTV (façade panel with standard fixing)		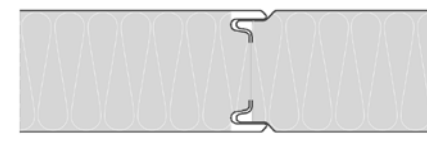			600-1200	
			FTV HL (façade panel with hidden fixing)		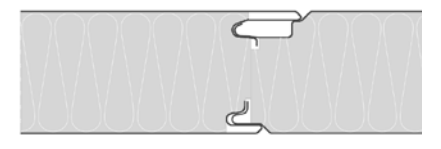			600-1100	
	PERFORM	R	FTV (façade panel with standard fixing)		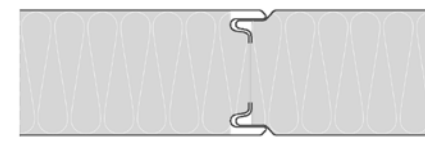			600-1200	
			FTV HL (façade panel with hidden fixing)		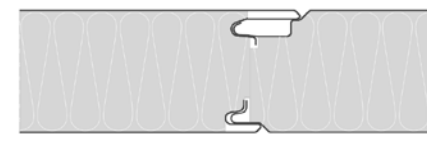			600-1100	
			SNV (roof panel)		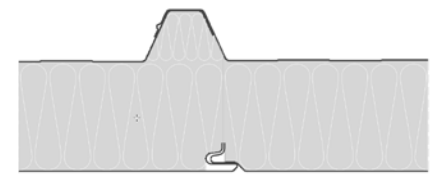			1000	
		C	FTV (façade panel with standard fixing)		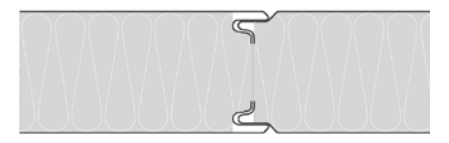			600-1200	
			FTV HL (façade panel with hidden fixing)		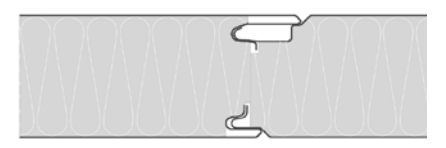			600-1100	
			SNV (roof panel)		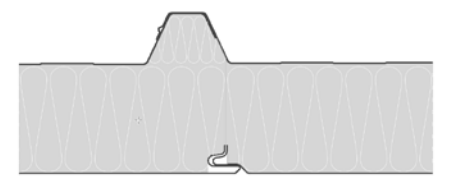			1000	
	SOUND	R	FTV (façade panel with standard fixing)		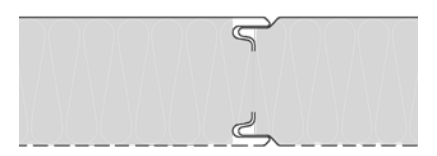 perforated inner side	Bs1d0		1000	
			FTV HL (façade panel with hidden fixing)		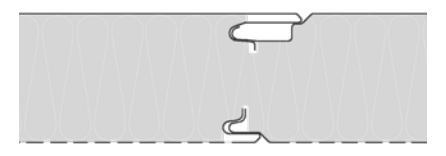 perforated inner side			1000	
			SNV (roof panel)		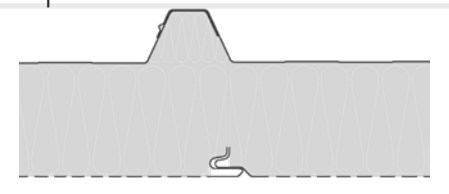 perforated inner side			1000	

MAX. ACHIAVABLE FIRE RESISTANCE (EN 14509)** — PANEL THICKNESS (mm)

Product	60	80	100	120	133	150	172	200	220	240	250*
POWER T FTV	—	—	up to EI90	up to EI120		up to EI180					
POWER T FTV HL	—	up to EI30	up to EI60	up to EI120		up to EI180	up to EI240				
POWER T SNV	—	up to REI30	up to REI120		n/a	up to REI120			on request up to REI120		n/a
POWER S FTV	up to EI30	up to EI60	up to EI120			up to EI180			n/a	up to EI180	n/a
POWER S FTV HL	up to EI30	up to EI60	up to EI120			up to EI180	up to EI240		n/a	up to EI240	n/a
PERFORM R FTV	—	up to EI30	up to EI120			up to EI180		up to EI240	n/a	up to EI240	n/a
PERFORM R FTV HL	—	up to EI60	up to EI120			up to EI180	up to EI240		n/a	up to EI240	n/a
PERFORM R SNV	—	up to REI30	up to REI120		n/a	up to REI120			n/a	n/a	n/a
PERFORM C FTV	up to EI30	up to EI60	up to EI120			up to EI180		up to EI240	n/a	up to EI240	n/a
PERFORM C FTV HL	up to EI30	up to EI60	up to EI120			up to EI180	up to EI240		n/a	up to EI240	n/a
PERFORM C SNV	—	up to REI60	up to REI120		n/a	up to REI180			n/a	n/a	n/a
SOUND R FTV	npd										
SOUND R FTV HL											
SOUND R SNV											

U THERMAL TRANSMITTANCE (W/m^2K)*** — PANEL THICKNESS (mm)

Product	50	60	80	100	120	133	150	172	200	220	240	250*
POWER T FTV	n/a	0,60	0,46	0,37	0,31	0,28	0,25	0,22	0,19	on request 0,17	0,16	0,15
POWER T FTV HL												
POWER T SNV	n/a	0,59	0,45	0,37	0,31	n/a	0,25	0,22	0,19	on request 0,17	on request 0,16	n/a
POWER S FTV	0,77	0,65	0,50	0,41	0,34	0,31	0,28	0,24	0,21	n/a	0,17	n/a
POWER S FTV HL												
PERFORM R FTV	n/a	0,63	0,48	0,39	0,33	0,30	0,26	0,23	0,20	n/a	0,17	n/a
PERFORM R FTV HL												
PERFORM R SNV	n/a	0,62	0,47	0,39	0,32	n/a	0,26	0,23	0,20	n/a	n/a	n/a
PERFORM C FTV	0,75	0,64	0,49	0,40	0,33	0,30	0,27	0,24	0,20	n/a	0,17	n/a
PERFORM C FTV HL												
PERFORM C SNV	n/a	0,63	0,48	0,40	0,33	n/a	0,27	0,24	0,20	n/a	n/a	n/a
SOUND R FTV	n/a	0,63	0,48	0,39	0,33	0,30	0,26	0,23	0,20	n/a	0,17	n/a
SOUND R FTV HL												
SOUND R SNV	n/a	0,64	0,49	0,39	0,33	n/a	0,27	0,23	0,20	n/a	n/a	n/a

AIRBORNE SOUND INSULATION Rw (C;Ctr) dB (EN 14509) — PANEL THICKNESS (mm)

Product	60	80	100	120	133	150	172	200	220	240	250*
POWER T FTV	30 (-2;-4)		31 (-3;-4)						n/a	31 (-3;-4)	
POWER T FTV HL	30 (-1;-3)		31 (-2;-4)						n/a	31 (-2;-4)	
POWER T SNV	—										
POWER S FTV	31 (-2;-3)		32 (-2;-4)						n/a	32 (-2;-4)	n/a
POWER S FTV HL	31 (-1;-3)		31 (-2;-4)						n/a	31 (-2;-4)	n/a
PERFORM R FTV	30 (-2;-4)		31 (-3;-4)						n/a	31 (-3;-4)	n/a
PERFORM R FTV HL	30 (-1;-3)		31 (-2;-4)						n/a	31 (-2;-4)	n/a
PERFORM R SNV	32 (-1;-4)****		33 (-1;-4)****		n/a	33 (-1;-4)****			n/a	n/a	n/a
PERFORM C FTV	31 (-2;-3)		32 (-2;-4)						n/a	32 (-2;-4)	n/a
PERFORM C FTV HL	31 (-1;-3)		31 (-3;-4)						n/a	32 (-2;-4)	n/a
PERFORM C SNV	32 (-1;-4)****		33 (-2;-4)		n/a	32 (-2;-4)			n/a	n/a	n/a
SOUND R FTV / FTV HL	30 (-2:-3) ****	31 (-2;-3) ****	32 (-1;-3)****			32 (-1;-2)****			n/a	32 (-1;-2) ****	n/a
	SOUND ABSORPTION; αw = 0,85										n/a
SOUND R SNV	32 (-1;-4)****		33 (-1;-4)****		n/a	33 (-1;-4)****			n/a	n/a	n/a
	SOUND ABSORPTION; αw = 0,85										n/a

WATER PERMEABILITY (EN 14509) — PANEL THICKNESS (mm)

Product	50	60	80	100	120	133	150	172	200	220	240	250*
POWER T FTV	Class A (1200Pa)											
POWER T FTV HL												
POWER T SNV	Class B (900Pa)					n/a	Class B (900Pa)					n/a
POWER S FTV	Class A (1200Pa)									n/a	Class A (1200Pa)	n/a
POWER S FTV HL												
PERFORM R FTV	Class A (1200Pa)									n/a	Class A (1200Pa)	n/a
PERFORM R FTV HL												
PERFORM R SNV	Class B (900Pa)					n/a	Class B (900Pa)			n/a	n/a	n/a
PERFORM C FTV	Class A (1200Pa)									n/a	Class A (1200Pa)	n/a
PERFORM C FTV HL												
PERFORM C SNV	Class B (900Pa)					n/a	Class B (900Pa)			n/a	n/a	n/a
SOUND R FTV	n/a											
SOUND R FTV HL												
SOUND R SNV												

WEIGHT (Fe 0,55/0,5) [kg/m^2] — PANEL THICKNESS (mm)

Product	50	60	80	100	120	133	150	172	200	220	240	250*
POWER T FTV	n/a	14,4	16,2	18,0	19,8	21,0	22,5	24,5	27,0	n/a	30,6	31,50
POWER T FTV HL	n/a	14,6	16,4	18,2	20,0	21,2	22,7	24,7	27,2	n/a	30,8	31,70
POWER T SNV	n/a	15,7	17,5	19,3	21,1	n/a	23,9	25,9	28,4	on request 30,2	on request 32,0	n/a
POWER S FTV	16,1	17,3	19,7	22,1	24,5	26,1	28,1	30,8	34,2	n/a	39,0	n/a
POWER S FTV HL	16,3	17,5	20,0	22,4	24,8	26,3	28,4	31,1	34,4	n/a	39,2	n/a
PERFORM R FTV	n/a	15,0	17,0	19,0	21,0	22,3	24,0	26,2	29,0	n/a	33,0	n/a
PERFORM R FTV HL	n/a	15,2	17,2	19,2	21,2	22,5	24,2	26,4	29,2	n/a	33,2	n/a
PERFORM R SNV	n/a	16,3	18,3	20,3	22,3	n/a	25,3	27,6	30,3	n/a	n/a	n/a
PERFORM C FTV	14,9	16,1	18,5	20,9	23,3	24,9	27,0	29,7	33,0	n/a	37,8	n/a
PERFORM C FTV HL	15,1	16,3	18,7	21,1	23,5	25,1	27,1	29,8	33,2	n/a	38,0	n/a
PERFORM C SNV	n/a	17,5	19,9	22,3	24,7	n/a	28,3	31,0	34,3	n/a	n/a	n/a
SOUND R FTV	13,4	14,4	16,4	18,4	20,4	22,0	23,4	25,6	28,4	n/a	32,4	n/a
SOUND R FTV HL	13,5	14,5	16,5	18,5	20,5	22,1	23,5	25,8	28,5	n/a	32,6	n/a
SOUND R SNV	n/a	15,5	17,6	19,6	21,6	n/a	24,6	26,8	29,6	n/a	n/a	n/a

<u>* FOR FRENCH OR GERMAN MARKET CONSULT TRIMO'S TECHNICAL SUPPORT TO COMPLY WITH REGIONAL LEGISLATION.</u>
<u>** REQUEST FOR FIRE RESISTANCE MUST BE CLEARLY SPECIFIED BY CUSTOMER.</u>
EXACT FIRE RATING WITH REGARDS TO SYSTEM, ORIENTATION AND SPAN CAN BE FOUND UNDER THE CERTIFICATION SUBPAGE ON TRIMO WEB PAGE:
https://www.trimo-group.com/en/downloads/certificates-and-data-sheets/certificates

*** VALUES VALID ONLY FOR FEATURED APPLICATION IN THE CENTRE OF PANEL
**** ACCORDING TO EN ISO 140-3 AND EN ISO 354

BRAND, PRODUCT FAMILY, PRODUCT TYPE			CERTIFICATES
TRIMOTERM	POWER	T	FTV (façade panel with standard fixing)
			FTV HL (façade panel with hidden fixing)
			SNV (roof panel)
		S	FTV (façade panel with standard fixing)
			FTV HL (façade panel with hidden fixing)
	PERFORM	R	FTV (façade panel with standard fixing)
			FTV HL (façade panel with hidden fixing)
			SNV (roof panel)
		C	FTV (façade panel with standard fixing)
			FTV HL (façade panel with hidden fixing)
			SNV (roof panel)
	SOUND	R	FTV (façade panel with standard fixing)
			FTV HL (façade panel with hidden fixing)
			SNV (roof panel)

CE EN 14509 · LPCB Cert. No. 650a to LPS 1208, Cert. No. 650b to LPS 1181, Cert. No. 650d to LPS 1181 · FM APPROVED · SBSC CERTIFIED PRODUCT

PROFILE TYPES - EXTERNAL

G, M, M2, M3, M8, S, V, V2, TRAPEZOID



PROFILE TYPES - INTERNAL

G, S, M, M2, M8, V, V2, S (PERFORATED)

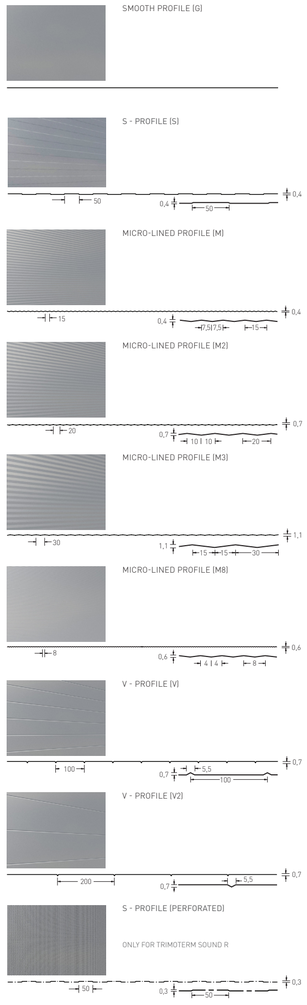

NOTES: The internal and external Trimoterm profiles seen in this document present the main range of profile options. Some combinations are mutually exclusive depending on the type of profile and product. For the approval of the requested profile combination please contact Trimo's technical support team. The arrangement of V profile (and all others) typically starts on the middle (centred) of panel steel sheet prior to forming stage. Module end, grove and the distance from the panel edge depends on Trimoterm panel module and may vary. Any other V profile arrangements are declared as non-standard and a subject of individual order. The arrangement of S profile typically starts on the middle (centred) of the Trimoterm panel module. Module end and the distance from the panel edge depends on Trimoterm panel module and may vary. Smooth profile (G) - to ensure an optimal smooth surface for building façades external side of the panel 0,7 mm steel sheet thickness must be used in lieu of standard 0,55 mm.

PANEL MARKING

Panel marking (Trimoterm Perform R FTV-60/1000 MS)

Trimoterm Perform R	FTV	60	1000	M	S
insulation structural	panel type	thickness	module	A side	B side

SPECIFICATION TEXT:
Trimoterm Perform R FTV-80/1000 MS
external: 0,55 mm SP 25 µm ANTHRACITE
internal: 0,50 mm SP 25 µm GREY WHITE

COLOURS

WHITE (R9010)		SILVER (R9006)	
GREY WHITE (R9002)		DARK SILVER (R9007)	
CREAM (R1015)		TRAFFIC RED (R3020)	
LIGHT GREY (R7035)		MOSS GREEN (R6005)	
AGATE GREY (R7038)		GENTIAN BLUE (R5010)	
TELE GREY 2 (R7046)		ANTHRACITE (R7016)	

Colours may slightly deviate due to different monitors and prints compared to original colours.
Trimo can send you a metal swatch upon request.
Colour range does not in any case define delivery terms or any other terms of specific skin colour.
Colour range presented shows only a fraction of most usable colours within the variety of colours available.

CORNER ELEMENTS

SHARP-EDGED CORNER ELEMENTS

HORIZONTAL
Transversal sharp-edged corner element



HORIZONTAL
Double transversal sharp-edged corner element



VERTICAL
Longitudinal sharp-edged corner element

ROUNDED CORNER ELEMENTS

VERTICAL
Longitudinal curved corner



VERTICAL
Double longitudinal curved corner

SEGMENTED PANELS

HORIZONTAL
Convex panel

HORIZONTAL
Concave panel



COMPANY PROFILE

Trimo is a one of the leading European companies developing original and complete building envelope solutions in the areas of fire-proof façades and roofs .

Located in Trebnje, Slovenia, Trimo sells products and services under its own brand cross more than 100 countries worldwide and has a sales network in almost 30 countries. We are a reliable, trustworthy global supplier of innovative, flexible, energy-efficient and environmentally friendly architectural building solutions.

Our customers are at the heart of our operations as we deeply understand their needs and provide them with the highest level of service and product quality. The list of outstanding and reputable partners such as Airbus, London Heathrow, Nestle, Philips, DHL, Porsche, IKEA, Prologis, Mercedes Benz, Coca Cola and many others is a true reflection of our passion, responsibility and committment to our work.

ISO 9001
ISO 14001
ISO 45001
BUREAU VERITAS
Certification

Mitglied des:
IFBS Industrieverband für Bausysteme im Metallleichtbau

TRI
MO

TRIMO D.O.O.
PRIJATELJEVA CESTA 12,
8210 TREBNJE, SLOVENIA
T: +386 (0)7 34 60 200
F: +386 (0)7 34 60 127
TRIMO@TRIMO-GROUP.COM
WWW.TRIMO-GROUP.COM

Trimo Group holds full copyrights on the information and details provided on this media, therefore any unauthorized reproduction and distribution is strictly prohibited. Professional care has been taken to ensure that information/details are accurate, correct and completed and not misleading, however Trimo, including its subsidiaries, does not accept responsibility or liability for errors or information, which is found to be misleading. Information/details on this media are for general purposes only. Use of it is on your own initiative and responsibility for compliance with local laws. Any deviations in details and project solutions are user responsibility. In no event, will we be liable for any loss or damage including without limitation, indirect or consequential loss or damage, or any loss or damage whatsoever arising from loss profits arising out of or in connection with, the use of this media. All information issued by Trimo Group is subject to continuous development and information/details contained on this media are current at date of issue. It is user`s responsibility to obtain most up-to-date information from Trimo when information/details are used for project. The last version of the document is available on www.trimo-group.com. Latest version of published document in English language prevails over other translated language documents.
For information about the delivery of panels see Trimo's General conditions (https://www.trimo-group.com/en/general-conditions-of-sales).

Published by: TRIMO d.o.o., EN, 02/2023