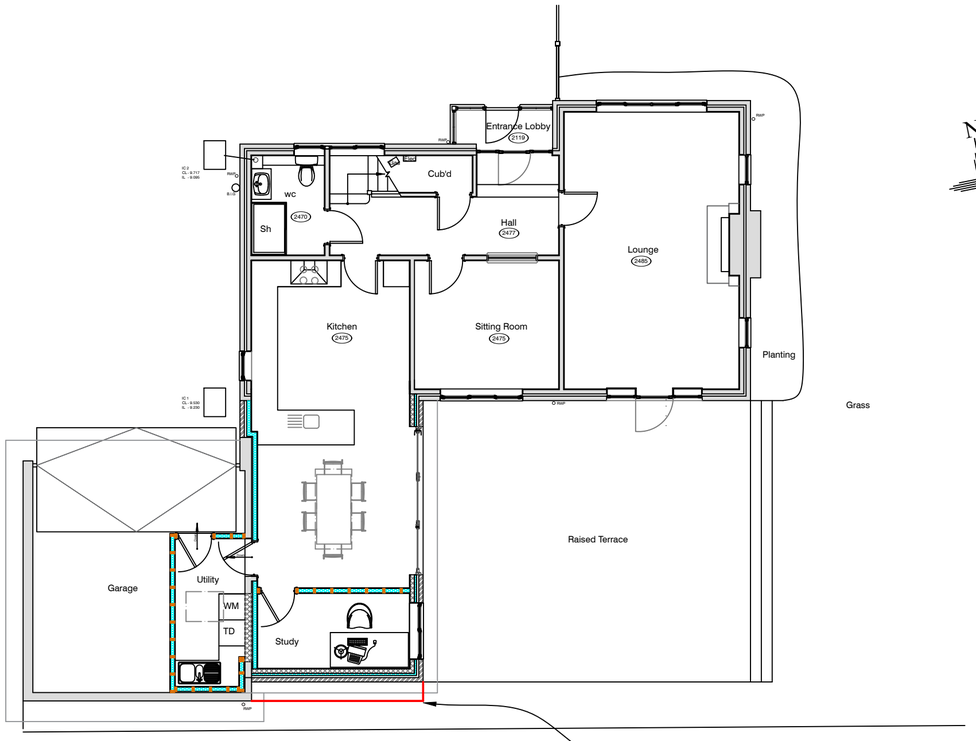

GROUND FLOOR PLAN AS APPROVED

Red line denotes extent of original rear wall

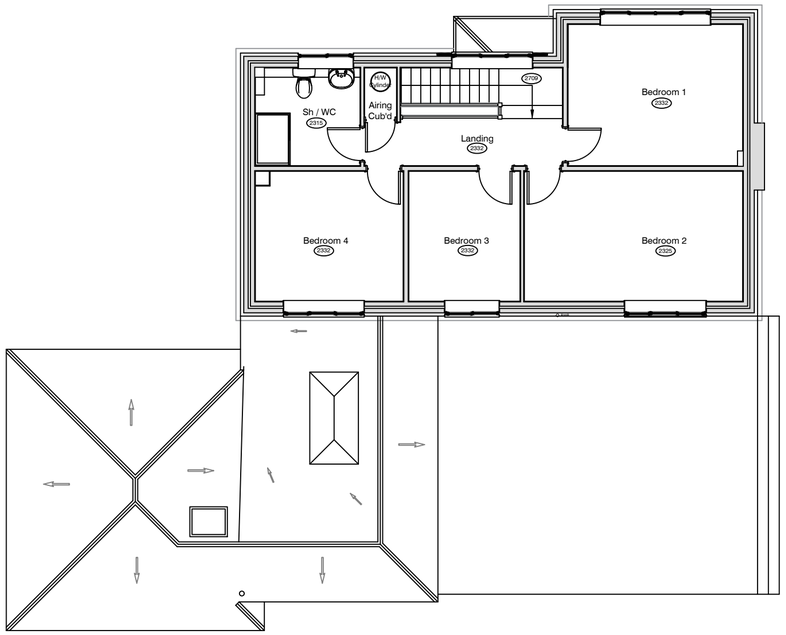

FIRST FLOOR PLAN AS APPROVED

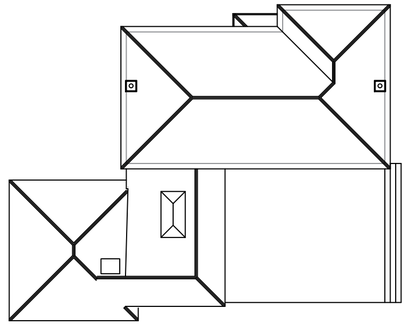

ROOF PLAN AS APPROVED

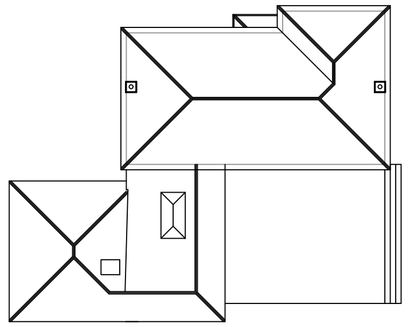

ROOF PLAN AS-BUILT

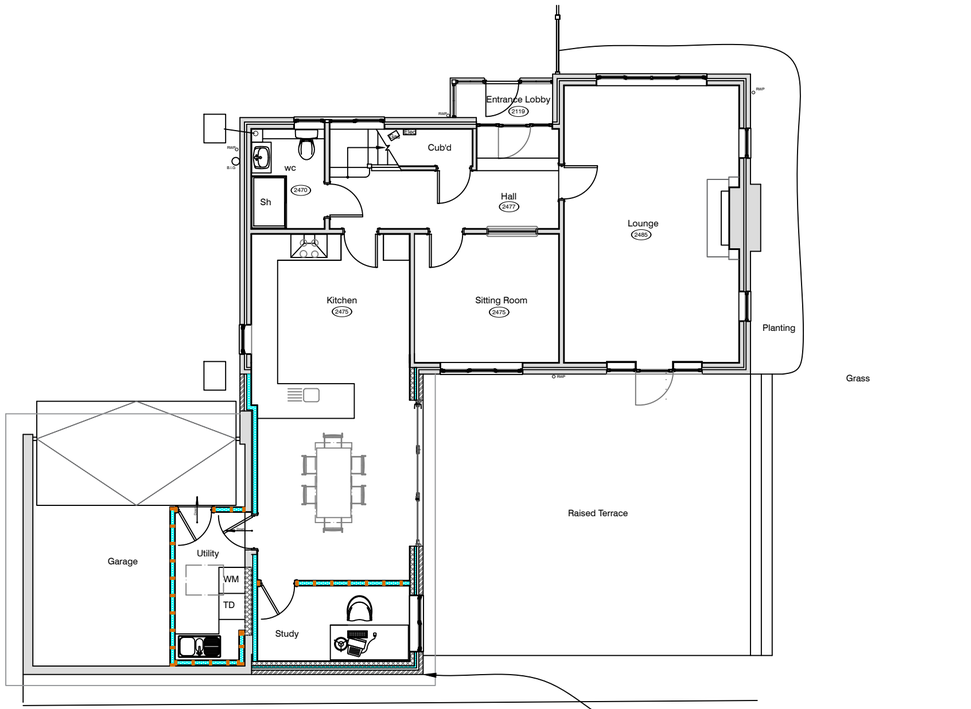

GROUND FLOOR PLAN AS-BUILT

Replacement extension follows
rear line of original extension wall

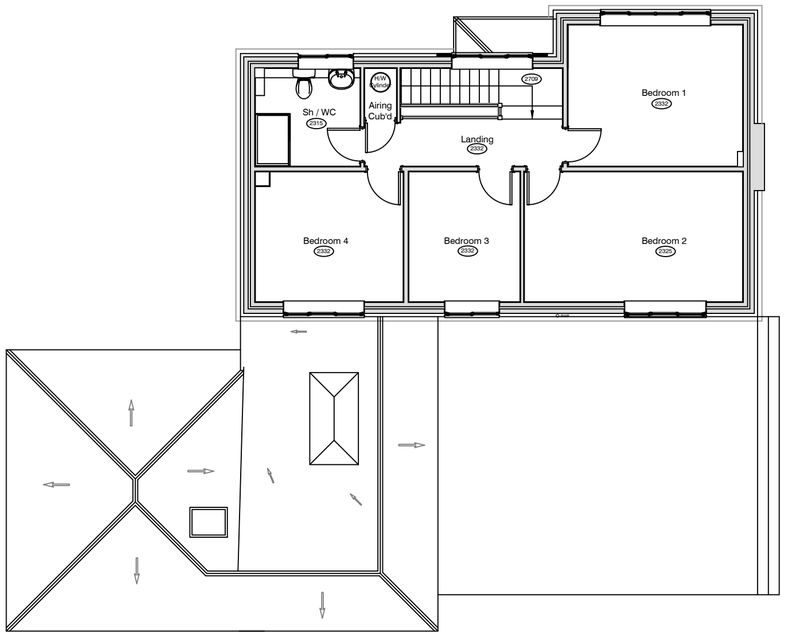

FIRST FLOOR PLAN AS-BUILT

0 5 10

SCALE BAR 1:100

REVISIONS

Ordnance Survey Licence number 100062725
(c) Crown copyright 2022 . All rights reserved.

Notes

1. These are computerised drawings for the purposes of obtaining planning & building regulations approvals & are based on certain overall measurements. They do not constitute working drawings.
2. Distortion and uneven walls etc. have been ignored with some average measurements.
3. Dimensions shown must not be relied upon and must be checked on site and verified prior to commencement of work.
4. Where applicable this drawing is to be read in conjunction with other consultants' drawings & calculations.
5. Do not scale from these drawings, except for planning purposes
6. Any Work undertaken prior to Planning and Building Regulations Approval is done so entirely at the Client/Contractors own risk
7. The client is reminded of their obligations under the Party Wall etc. Act 1997 where appropriate.

(c) 2022 - A.H.Sutcliff

SUTCLIFF CONSULTANTS Ltd
Chartered Building Engineers,
Surveyors & Architectural Consultants
11 Crossbush Road
Felpham, Bognor Regis
West Sussex, PO22 7LS
Tel: 01243 586004
Fax: 08708 793194
Mob: 07799 393250
cabe Email: mail@sutcliffconsultants.co.uk

PROJECT DETAIL
5 Willow Close
Havant
PO9 2SX

Rear Extension and internal alterations

FOR: Pearce

DRAWING SCALE: 1:100, 1:200 @A2
Existing and proposed floor and roof plans
DATE: Sept 2023
DRAWN: A. H. Sutcliff C Build.E FCABE
DRAWING: 2136-NMA/02 REVISION: