EXISTING FLOOR LAYOUT
SCALE 1 : 50

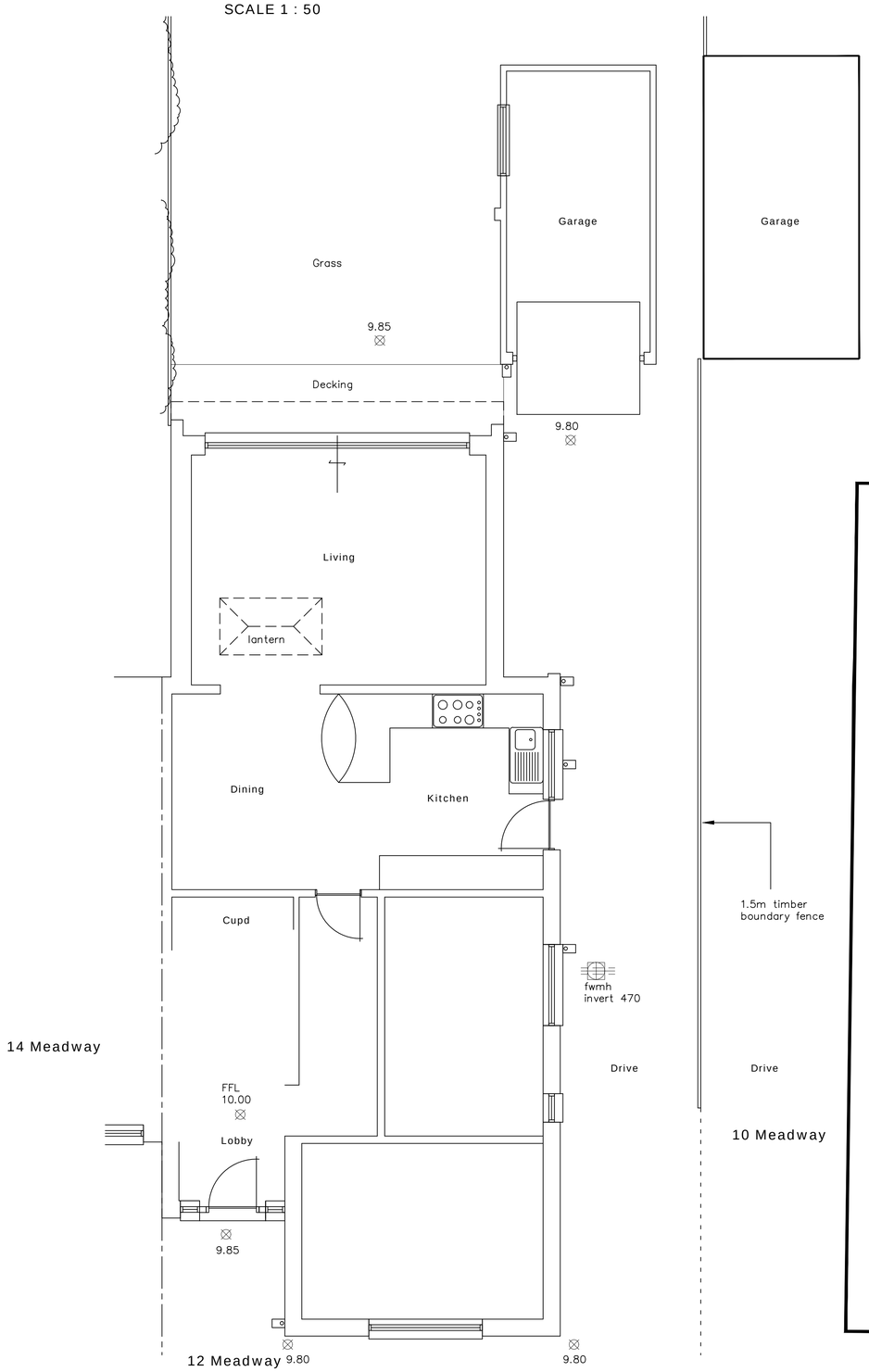

EXISTING ELEVATIONS
SCALE 1 : 100

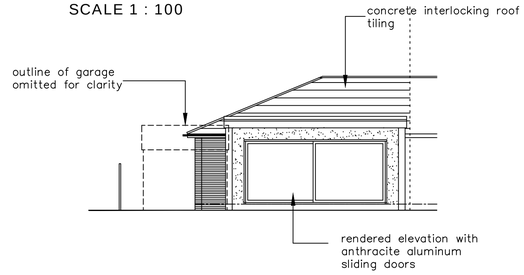

SOUTH EAST ELEVATION

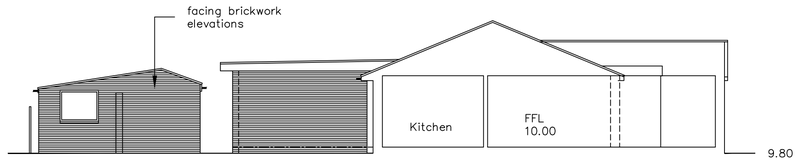

NORTH EAST ELEVATION / SITE SECTION

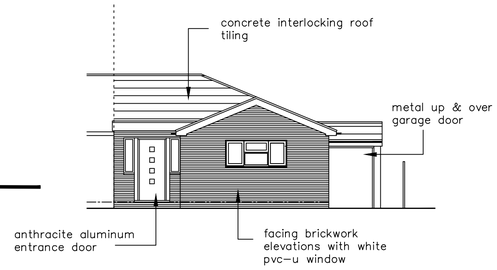

NORTH WEST ELEVATION

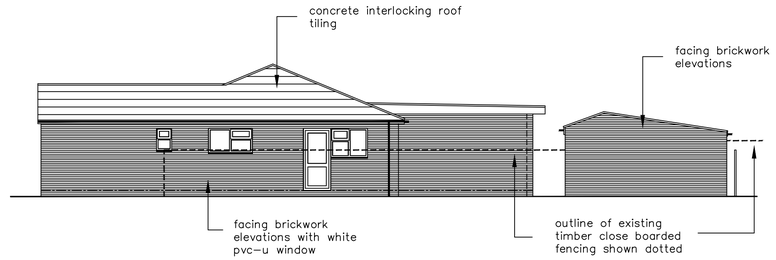

SOUTH WEST ELEVATION

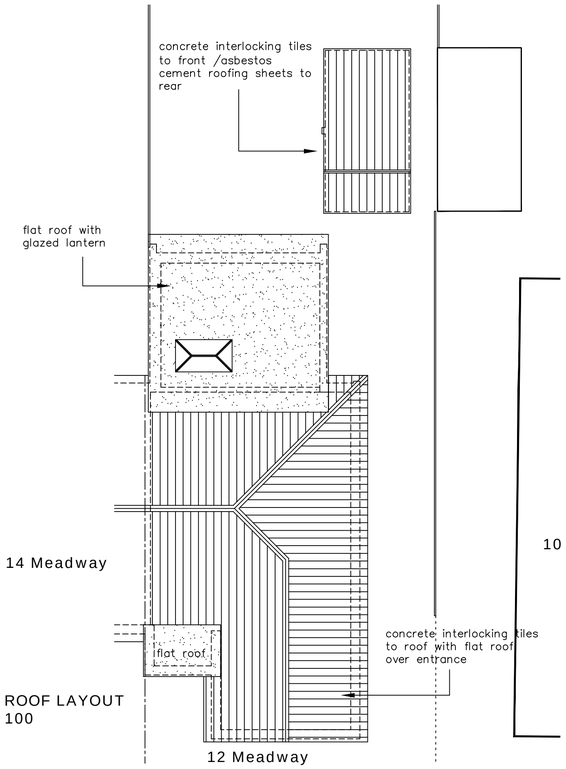

EXISTING ROOF LAYOUT
SCALE 1 : 100

KEY:
- Blockwork
- External brickwork
- Timber/metal framed stud walling
- (X) Mains Powered Extract Fan
- (SD) Mains Powered interconnecting smoke detectors
- SVP Soil & vent pipe
- SS Stub stack
- RWP Rain water pipe
- Spot levels

NOTES:
The design and construction of this project shall be in accordance with the current Building Regulations & NHBC Standards. These notes & drawings have been prepared solely for the purpose of Planning & Building Regulation approval.

Do not scale from this drawing unless for Planning purposes. All dimensions to be checked on-site and any alterations to be approved by the Architect and/or client prior to any work commencing.

Ordnance Survey Licence No: 100047591

This drawing to be copyright and to be read in conjunction with all other drawings

AMENDMENTS:

KEY:

Scale in Metres 1:100
0 1 2 3 4 5 10

Scale in Metres 1:50
0 1 2 3 4 5

CLIENT NAME & ADDRESS
Mr R Small & Ms P Cooke
12 Meadway
Waterlooville
PO7 7QL

PROJECT ADDRESS
12 Meadway
Waterlooville
PO7 7QL

DRAWING DETAILS
PLANNING DRAWING

Existing Floor Layout, Section, Elevations & Roof Layout

PROJECT No	DWG No	REV No
952	1	
SCALE 1:100 1:50 @ A1	DRAWN BWH	DATE 17/02/21

B H
ARCHITECTURE Ltd
Heath Cottage
Newlands Lane
Purbrook
Waterlooville
Hants
PO7 5SQ
Tel: 023 9223 2322
Mob: 07747 771808
E-mail:bernard@bernardharding.com