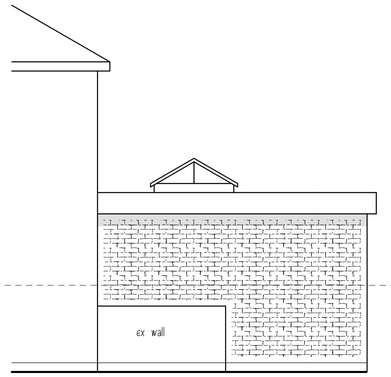
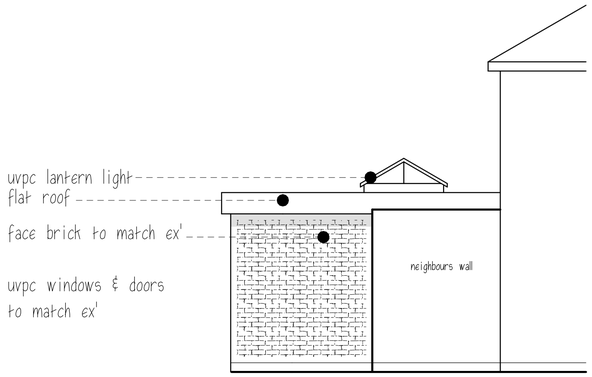


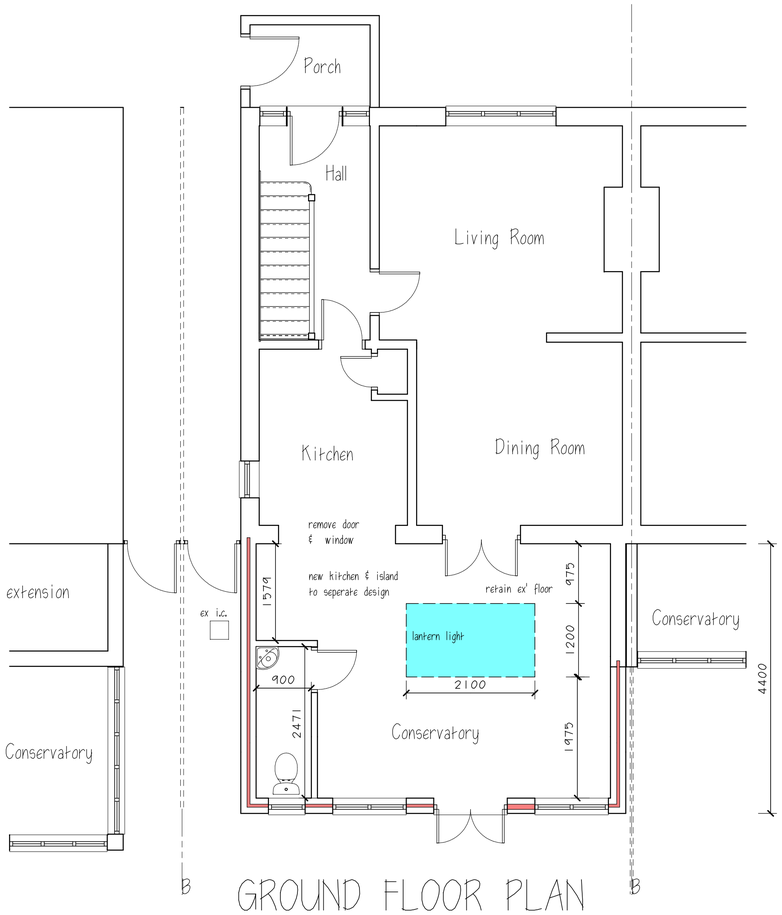
REAR ELEVATION (N)



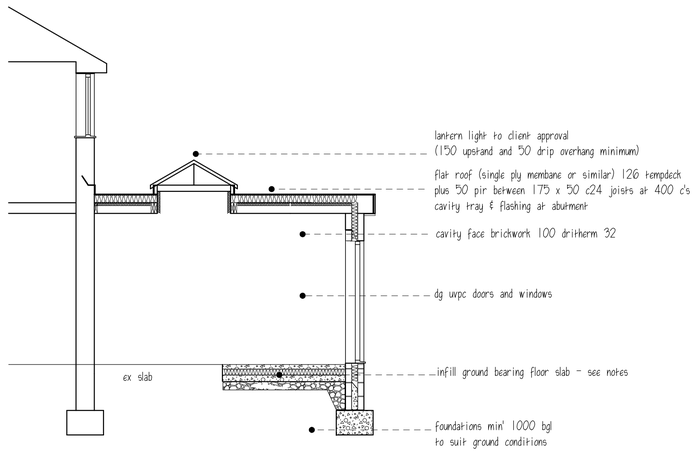
SIDE ELEVATION (E)



SIDE ELEVATION (W)



GROUND FLOOR PLAN



SECTION

NOTES:

-

DRAWING NOTES
ALL DRAWINGS TO BE PRINTED AT 100 SCALE. DO NOT FIT TO PRINTER WINDOW WHEN PRINTING.
1. This drawing is copyright of BLOCK DESIGN LTD. Reproduction is only to take place with written authority.
2. These plans are subject to Planning & Building Regulation Approval or any other statutes in law before building work commences. Refer to any specification and structural calculations in addition to these plans.
3. Any structural work where mentioned on this drawing is subject to a structural engineers details & calculations before building work commences.
4. All boundaries are assumed. To be confirmed on site before building work commences.
5. All drawings marked preliminary are not to be built or manufactured from.
6. Only Local Authority Planning Departments may scale dimensions from the drawings.
7. If any discrepancies are found in the drawings these are to be brought to the attention of BLOCK DESIGN LTD
8. Any existing building details and drawings shown are as recorded on our measured survey. Whilst every effort is made to ensure the details provided are accurate, Contractors reading this drawing should visit site and make their own assessment that the existing building and drawings has upon the required construction works, refer to BLOCK DESIGN LTD standard terms and Conditions (All details available on request)

CDM REGULATIONS 2015

CDM Regulations 2015 may apply to this work.
The project may require notification to the HSE.
The Principal Contractor must ensure that so far as is reasonably practicable during
design and where hazards could not be avoided the designers have reduced the risks associated.
The remaining hazards and foreseeable risks that could not be designed out of the project have been
identified as below:

FALLS from heights during installation of new roof dormers windows, fascias, soffits and general
high level decoration - refer to Contractor's method statement and risk assessment specific to the
works.
HAZARDOUS MATERIALS i.e. asbestos - to be removed as necessary by specialist, if you suspect
you have located asbestos, or have suspicion that an area has asbestos, stop works and obtain
specialist advice to confirm removal requirements.
EQUIPMENT ensure there are controls and training in place regarding the use and suitability of all
equipment.
MANUAL HANDLING Site materials, small equipment - plan safe lifting routes on site and do not
exceed 25kg per person. All operatives to be educated of safe lifting practices prior to commencing
works on site.
PROTECTION site operatives are to be protected at all times. Refer to Contractor's method
statement and risk assessment specific to the works for the necessary PPE required and how to
avoid potential risks prior to commencing works on site.
ACCESS & EGRESS ensure that all access routes within their exact position adhered. The
contractor is to ascertain the location of all services prior to the commencement of works on site.
SCAFFOLDING
A scaffolding designed by a competent person specialist.
Contractorsto ascertain exact detail always check that the boards are installed, and that suitable
hand rails are in place. Ensure that working from height Work is carried out in the Contractor's method
statement and risk assessment specific to the works. Ensure that all operatives working from
scaffolding has been checked and has been deemed safe to work from by a competent person
specialist. When working from heights the contractor and site operatives should ensure that suitable
body harnesses and fall protection is in place beneath where you are working such that if you were to
fall you would be be protected.

PLEASE NOTE: In respect of the The CDM regulations 2015 BLOCK DESIGN LTD are not
the Principal Designer, and has the Client is reminded to ascertain their responsibilities under
the CDM regulations 2015 for the taking of the role, and to appoint the Main Contractor the
responsibilities of Principal Designer and Principal Contractor, as they are best suited to advise design
considerations for safe working practices for their own staff on site.

© COPYRIGHT EXISTS ON THE DESIGNS AND INFORMATION SHOWN ON THIS DRAWING. DO NOT SCALE FROM THIS DRAWING EXCEPT FOR PLANNING PURPOSES. THE CONTRACTOR MUST VERIFY ALL DIMENSIONS ON SITE BEFORE MAKING SHOP DRAWINGS OR COMMENCING WORK OF ANY KIND.

REV.	DATE	REVISIONS:
A	13.12.19	draft planning & Bregs drawings for client approval
B	30.12.19	minor client revisions
C	03.03.20	client revision - add 1m to depth of extension. Revised planning & bregs

CLIENT: STEPHEN TANDY
10 ROMAN WAY BEDHAMPTON PO9 3PS

PROJECT: SINGLE STOREY EXTENSION TO REAR

DRAWING: PROPOSED PLANS & ELEVATIONS

DATE: 13.12.19

DWG No. BDC 182 02

SCALE: 1:50 @ A1: 1:100 @ A3 (A1 ORIGINAL)

0 1 2 3 4m

BLOCK DESIGN LTD
ARCHITECTURAL & PLANNING
blockdesignltd@gmail.com
M: 07824 166462