idPARTNERSHIP SOUTHERN

BARRATT HOMES

Land at Sinah Lane, South Hayling

Housetype Booklet

2 April 2020

MATERIAL KEY

- FACING BRICKWORK
- TIMBER CLADDING
- TILE HANGING

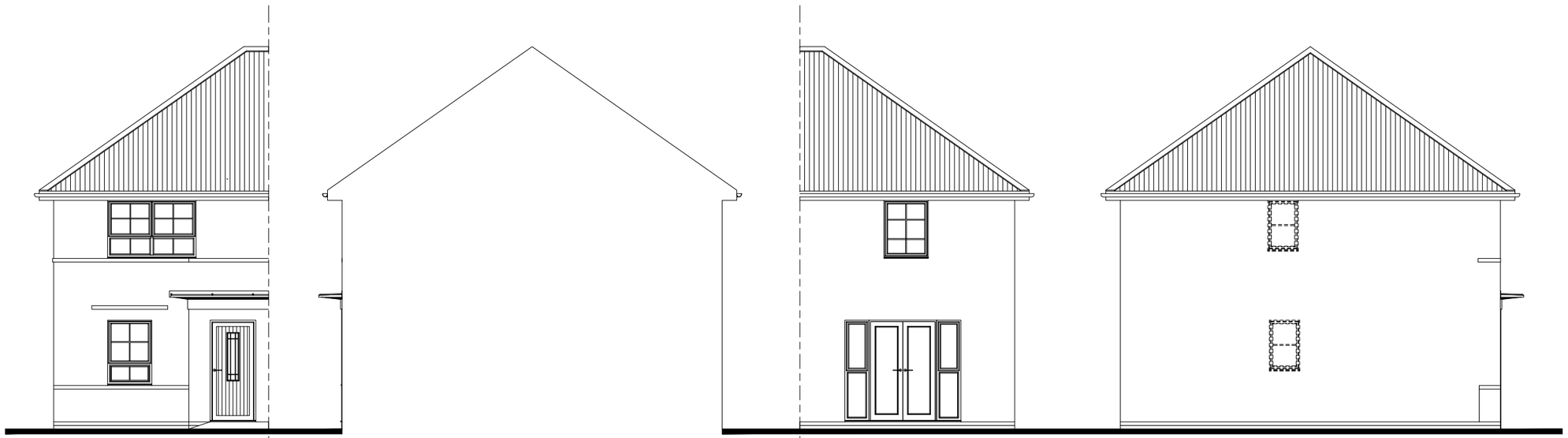

FRONT ELEVATION | SECTION / SIDE ELEVATION | REAR ELEVATION | SIDE ELEVATION

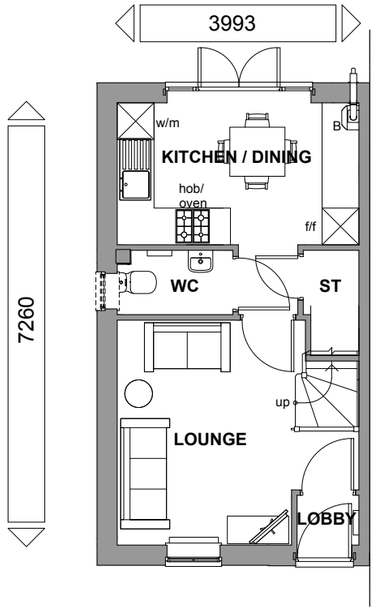

GROUND FLOOR PLAN

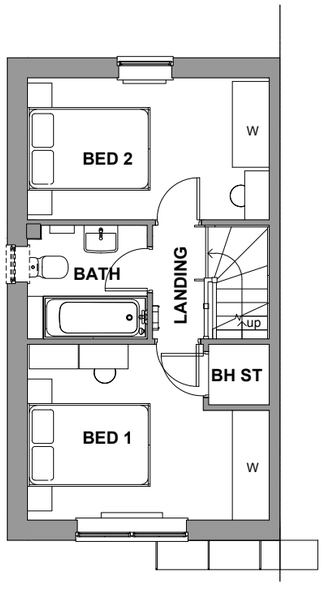

FIRST FLOOR PLAN

PLOT NUMBERS:
AS: 9, 25, 30, 36, 100, 115, 135, 146, 156, 167, 169, 177, 184
OPP: 8, 24, 31, 37, 99, 114, 134, 144, 154, 166, 168, 176, 182

NOTE: ALL FLUES, METERS & EXTRACT POSITIONS TO BE CONFIRMED.

SOLAR PANELS TYPE, SIZE & ORIENTATION TO BE AGREED. PLOT SPECIFIC

KENLEY
TERRACE END
BEDROOM ALLOCATION 2B/4P
2 STOREY
FLOOR AREA: 615sqft/57.1m² (GIFA)

M 1:100

0 1 2 3 4 5 6 7 8 9 10 (m)

KENLEY - TERRACE END - PLANS & ELEVATIONS 1:100 @ A3

BARRATT HOMES

idPARTNERSHIP
IAN DARBY PARTNERSHIP
NORTHERN

MATERIAL KEY

- FACING BRICKWORK
- TIMBER CLADDING
- TILE HANGING

FRONT ELEVATION

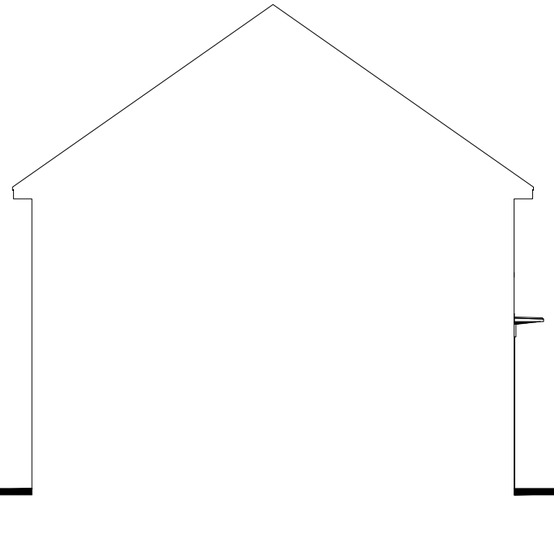

SECTION / SIDE ELEVATION 1

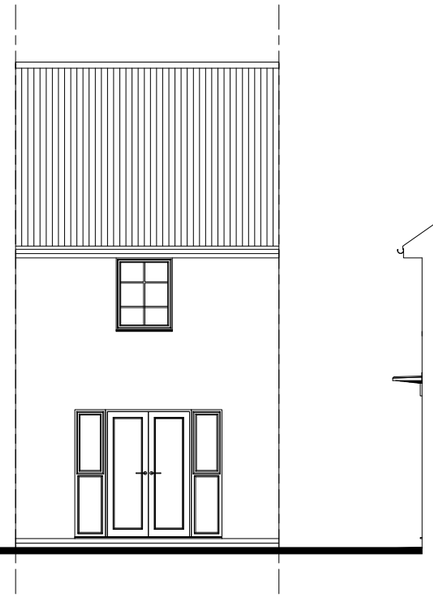

REAR ELEVATION

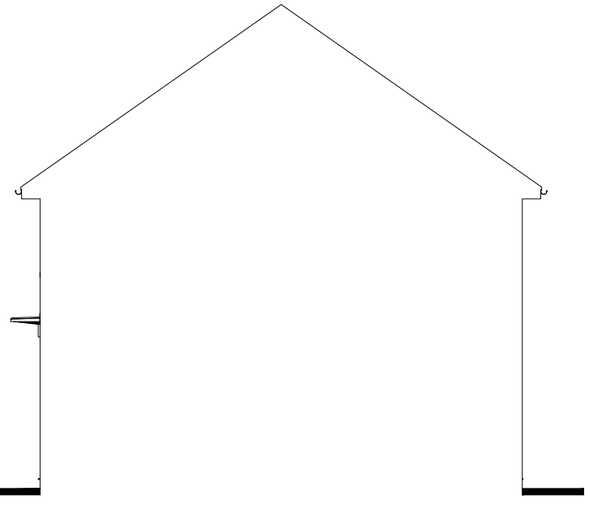

SECTION / SIDE ELEVATION 2

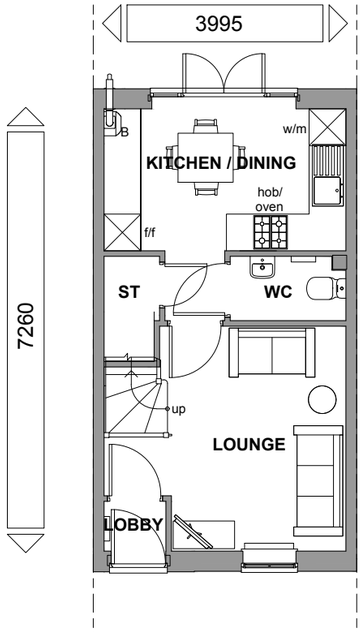

GROUND FLOOR PLAN

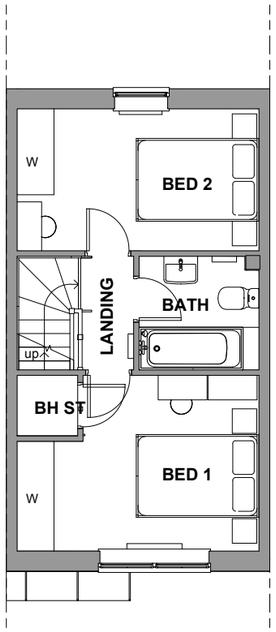

FIRST FLOOR PLAN

PLOT NUMBERS:
AS: 145, 155, 183
OPP:

NOTE: ALL FLUES, METERS & EXTRACT POSITIONS TO BE CONFIRMED.

SOLAR PANELS TYPE, SIZE & ORIENTATION TO BE AGREED. PLOT SPECIFIC

KENLEY
TERRACE MID
BEDROOM ALLOCATION 2B/4P
2 STOREY
FLOOR AREA: 615sqft/57.1m² (GIFA)

M 1:100

0 1 2 3 4 5 6 7 8 9 10 (m)

KENLEY - TERRACE MID - PLANS & ELEVATIONS 1:100 @ A3

BARRATT HOMES

idP ARTNERSHIP
IAN DARBY PARTNERSHIP
NORTHERN

MATERIAL KEY

- FACING BRICKWORK
- TIMBER CLADDING
- TILE HANGING

FRONT ELEVATION



SECTION / SIDE ELEVATION

REAR ELEVATION

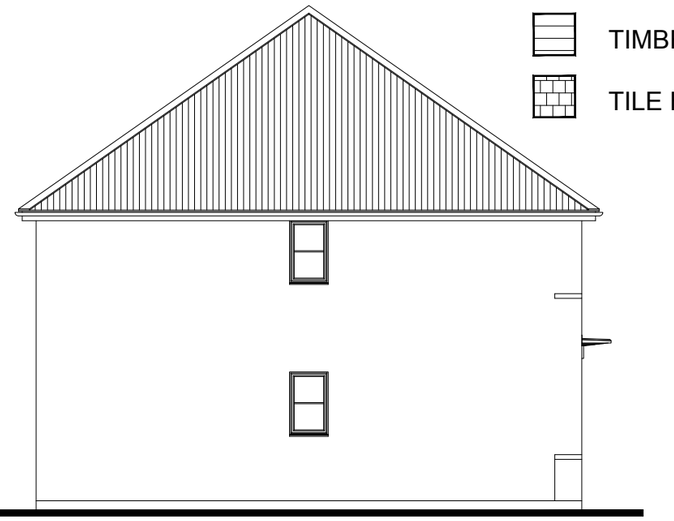

SIDE ELEVATION

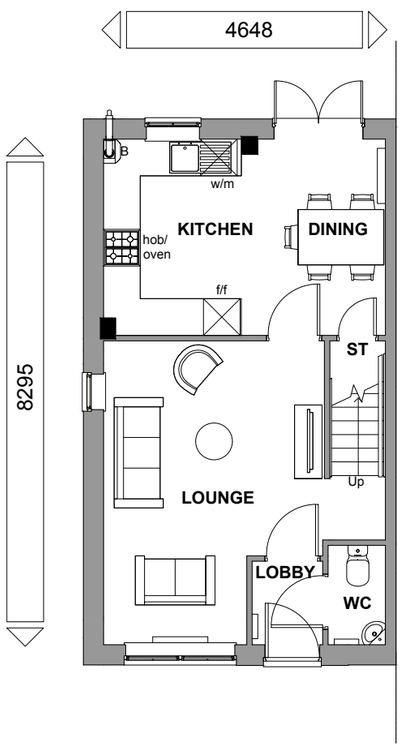

GROUND FLOOR PLAN

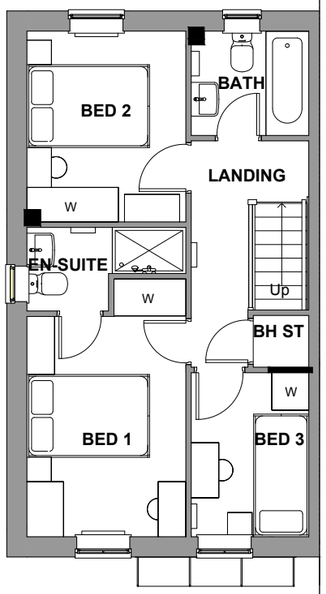

FIRST FLOOR PLAN

PLOT NUMBERS:
AS: 32, 40, 42, 47, 62, 67, 70, 73, 79, 81, 83, 86, 98, 106, 108, 118, 122, 141, 148, 159, 165, 179
OPP: 28, 35, 39, 41, 44, 69, 74, 78, 80, 82, 85, 97, 107, 117, 121, 140, 147, 164, 178

NOTE: ALL FLUES, METERS & EXTRACT POSITIONS TO BE CONFIRMED.

SOLAR PANELS TYPE, SIZE & ORIENTATION TO BE AGREED. PLOT SPECIFIC

MAIDSTONE
TERRACE END
BEDROOM ALLOCATION 3B/5P
2 STOREY
FLOOR AREA: 829sqft/77.1m² (GIFA)

M 1:100

0 1 2 3 4 5 6 7 8 9 10 (m)

MAIDSTONE - TERRACE END - PLANS & ELEVATIONS 1:100 @ A3

BARRATT HOMES

idP ARTNERSHIP
IAN DARBY PARTNERSHIP
NORTHERN

MATERIAL KEY

- FACING BRICKWORK
- TIMBER CLADDING
- TILE HANGING

FRONT ELEVATION



SECTION / SIDE ELEVATION

REAR ELEVATION

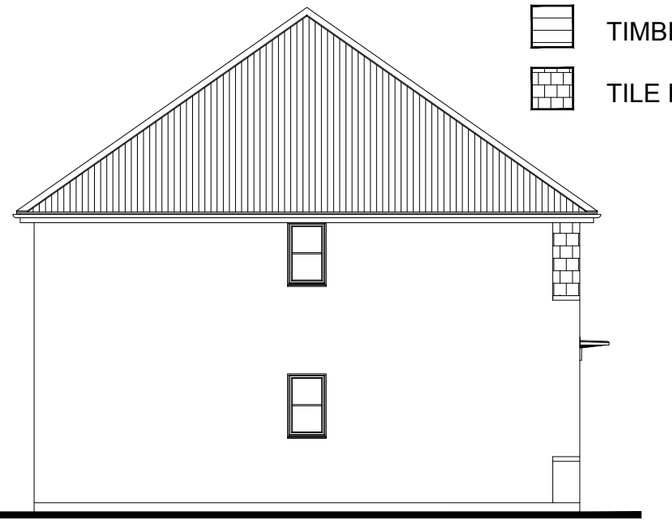

SIDE ELEVATION

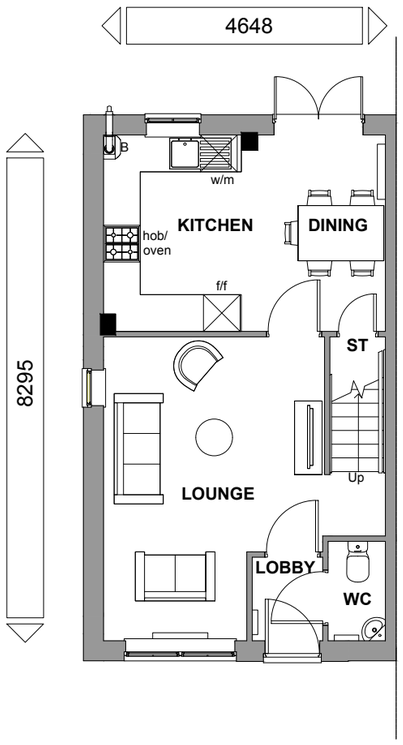

GROUND FLOOR PLAN

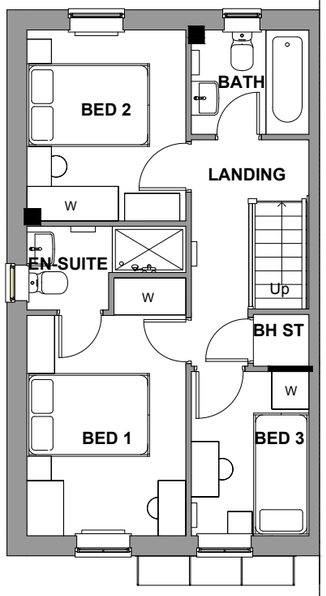

FIRST FLOOR PLAN

PLOT NUMBERS:
AS: 95, 189
OPP: 94, 188

NOTE: ALL FLUES, METERS & EXTRACT POSITIONS TO BE CONFIRMED.

SOLAR PANELS TYPE, SIZE & ORIENTATION TO BE AGREED. PLOT SPECIFIC

MAIDSTONE VARIANT 1
TERRACE END
BEDROOM ALLOCATION 3B/5P
2 STOREY
FLOOR AREA: 829sqft/77.1m² (GIFA)

M 1:100

0 1 2 3 4 5 6 7 8 9 10 (m)

MAIDSTONE VARIANT 1- TERRACE END - PLANS & ELEVATIONS 1:100 @ A3

BARRATT HOMES

idP ARTNERSHIP
IAN DARBY PARTNERSHIP
NORTHERN

MATERIAL KEY

- FACING BRICKWORK
- TIMBER CLADDING
- TILE HANGING

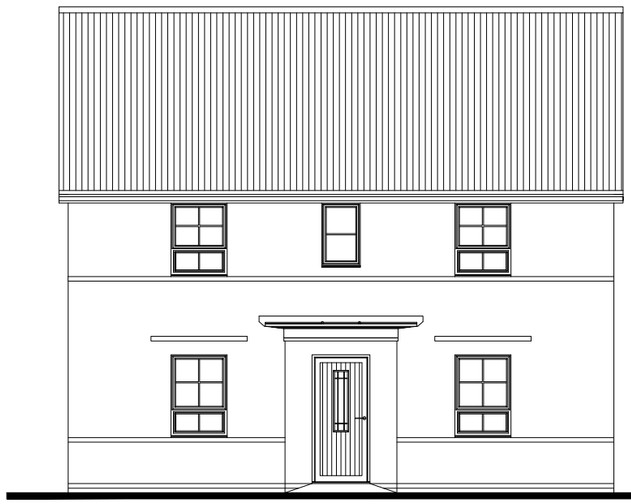

FRONT ELEVATION

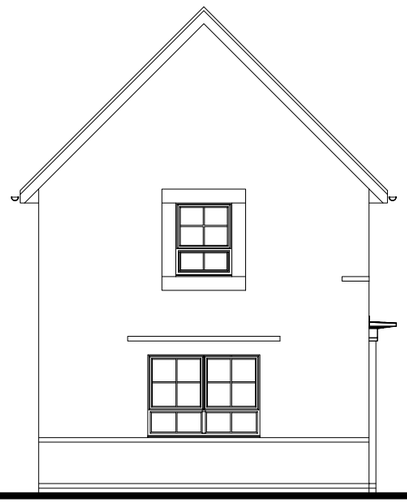

SIDE ELEVATION 1

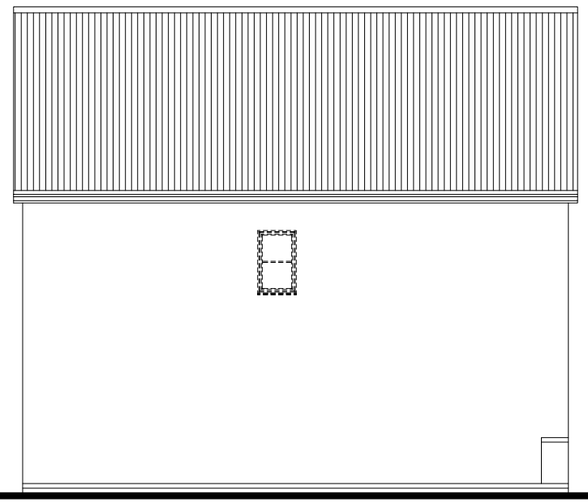

REAR ELEVATION

SIDE ELEVATION 2

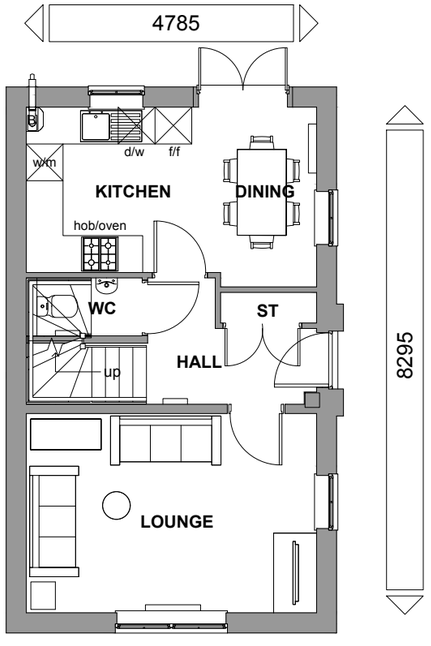

GROUND FLOOR PLAN

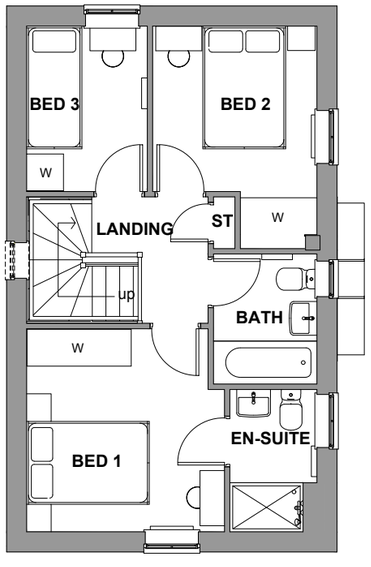

FIRST FLOOR PLAN

PLOT NUMBERS:
AS:
OPP: 60, 110

NOTE: ALL FLUES, METERS & EXTRACT POSITIONS TO BE CONFIRMED.

SOLAR PANELS TYPE, SIZE & ORIENTATION TO BE AGREED. PLOT SPECIFIC

MORESBY
DETACHED
BEDROOM ALLOCATION 3B/5P
2 STOREY
FLOOR AREA: 855sqft/79.4m² (GIFA)

M 1:100

0 1 2 3 4 5 6 7 8 9 10 (m)

MORESBY DETACHED - PLANS & ELEVATIONS 1:100 @ A3

BARRATT HOMES

idP ARTNERSHIP
IAN DARBY PARTNERSHIP
NORTHERN

MATERIAL KEY

- FACING BRICKWORK
- TIMBER CLADDING
- TILE HANGING

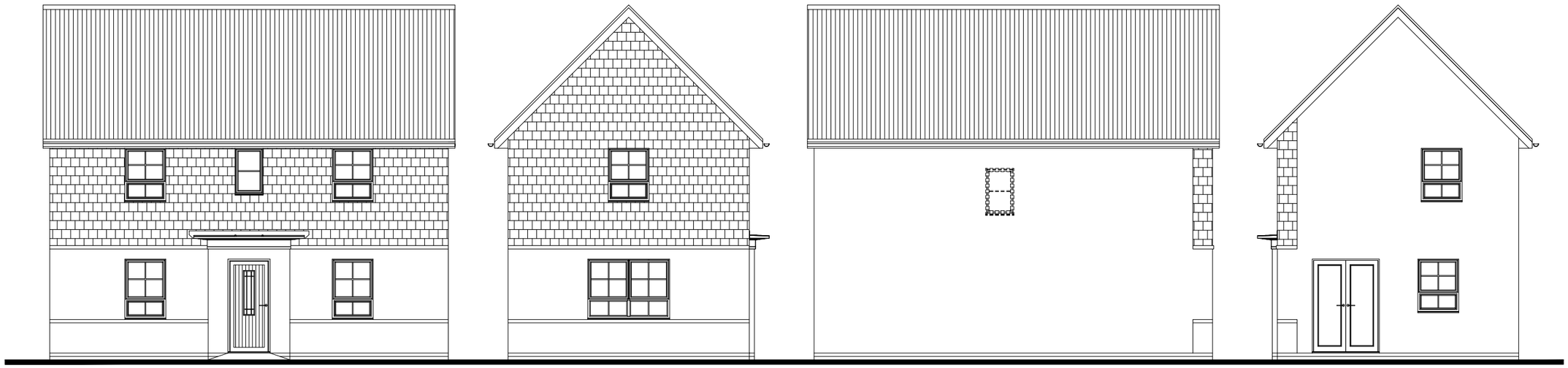

FRONT ELEVATION

SIDE ELEVATION 1

REAR ELEVATION

SIDE ELEVATION 2

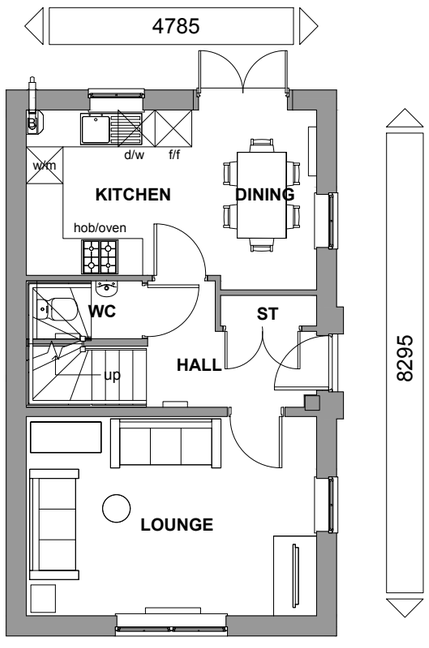

GROUND FLOOR PLAN

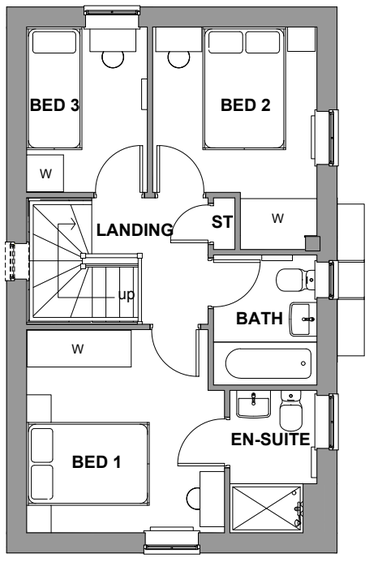

FIRST FLOOR PLAN

PLOT NUMBERS:
AS: 139
OPP: 26, 65, 87

NOTE: ALL FLUES, METERS & EXTRACT POSITIONS TO BE CONFIRMED.

SOLAR PANELS TYPE, SIZE & ORIENTATION TO BE AGREED. PLOT SPECIFIC

MORESBY VARIANT 1
DETACHED
BEDROOM ALLOCATION 3B/5P
2 STOREY
FLOOR AREA: 855sqft/79.4m² (GIFA)

M 1:100

0 1 2 3 4 5 6 7 8 9 10 (m)

MORESBY VARIANT 1 - DETACHED - PLANS & ELEVATIONS 1:100 @ A3

BARRATT HOMES

idP ARTNERSHIP
IAN DARBY PARTNERSHIP
NORTHERN

MATERIAL KEY

- FACING BRICKWORK
- TIMBER CLADDING
- TILE HANGING

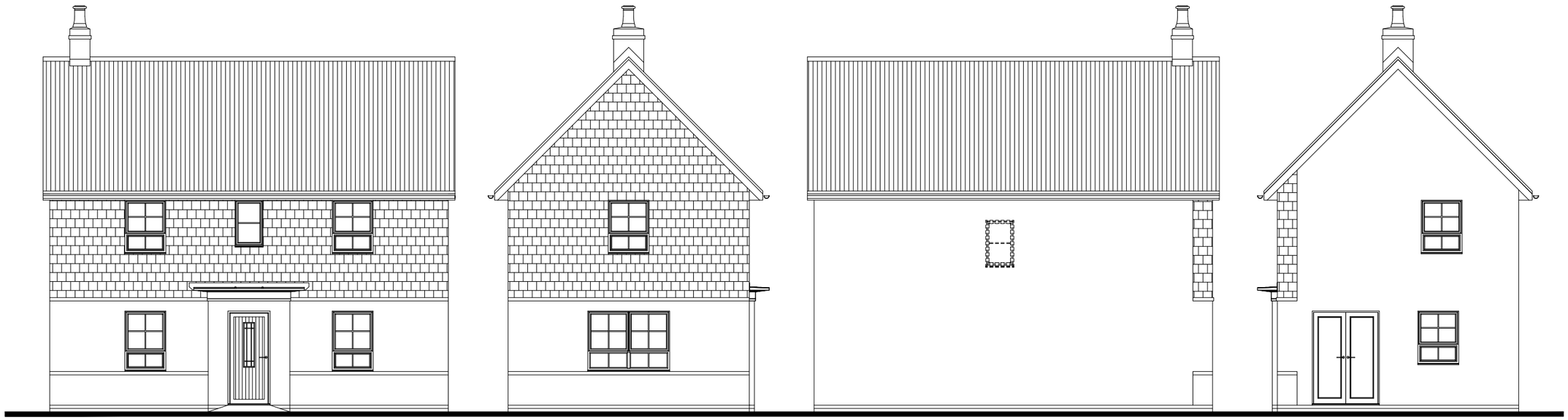

FRONT ELEVATION

SIDE ELEVATION 1

REAR ELEVATION

SIDE ELEVATION 2

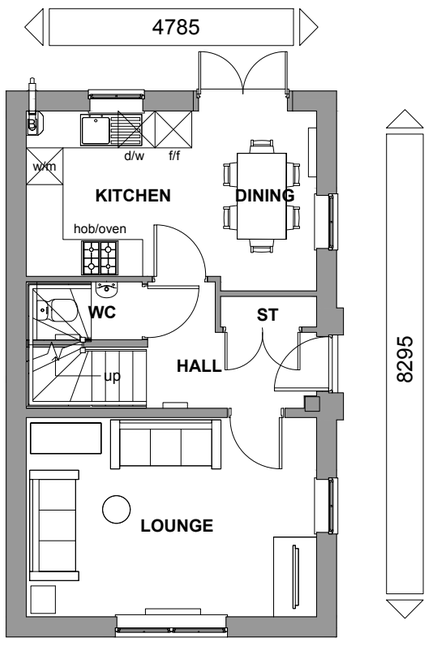

GROUND FLOOR PLAN

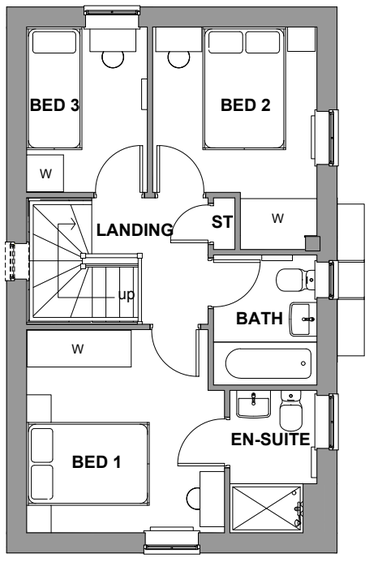

FIRST FLOOR PLAN

PLOT NUMBERS:
AS: 3, 55, 84, 133
OPP: 157, 195

NOTE: ALL FLUES, METERS & EXTRACT POSITIONS TO BE CONFIRMED.

SOLAR PANELS TYPE, SIZE & ORIENTATION TO BE AGREED. PLOT SPECIFIC

MORESBY VARIANT 2
DETACHED
BEDROOM ALLOCATION 3B/5P
2 STOREY
FLOOR AREA: 855sqft/79.4m² (GIFA)

M 1:100

0 1 2 3 4 5 6 7 8 9 10 (m)

MORESBY VARIANT 2 - DETACHED - PLANS & ELEVATIONS 1:100 @ A3

BARRATT HOMES

idP ARTNERSHIP
IAN DARBY PARTNERSHIP
NORTHERN

MATERIAL KEY

- FACING BRICKWORK
- TIMBER CLADDING
- TILE HANGING

FRONT ELEVATION

SIDE ELEVATION

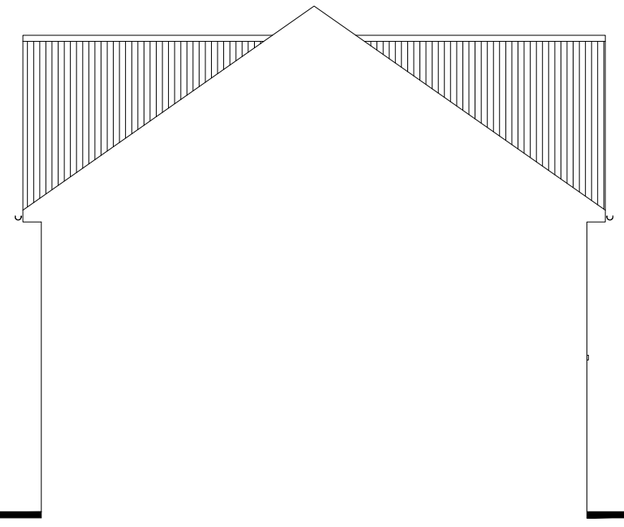

SECTION / SIDE ELEVATION

REAR ELEVATION

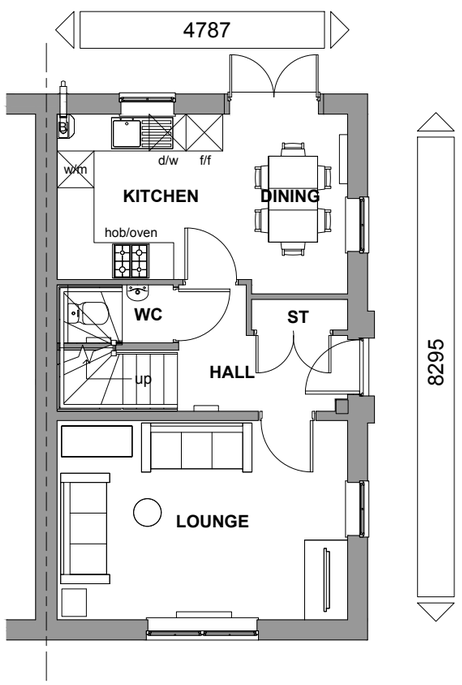

GROUND FLOOR PLAN

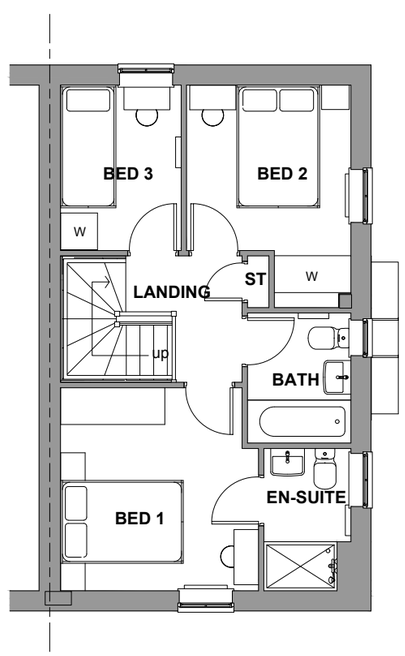

FIRST FLOOR PLAN

PLOT NUMBERS:
AS: 46, 158
OPP: 29

NOTE: ALL FLUES, METERS & EXTRACT POSITIONS TO BE CONFIRMED.

SOLAR PANELS TYPE, SIZE & ORIENTATION TO BE AGREED. PLOT SPECIFIC

MORESBY
TERRACE END
BEDROOM ALLOCATION 3B/5P
2 STOREY
FLOOR AREA: 855sqft/79.4m² (GIFA)

M 1:100

0 1 2 3 4 5 6 7 8 9 10 (m)

MORESBY - TERRACE END - PLANS & ELEVATIONS 1:100 @ A3

BARRATT HOMES

idP ARTNERSHIP
IAN DARBY PARTNERSHIP
NORTHERN

MATERIAL KEY

- FACING BRICKWORK
- TIMBER CLADDING
- TILE HANGING

FRONT ELEVATION

SIDE ELEVATION

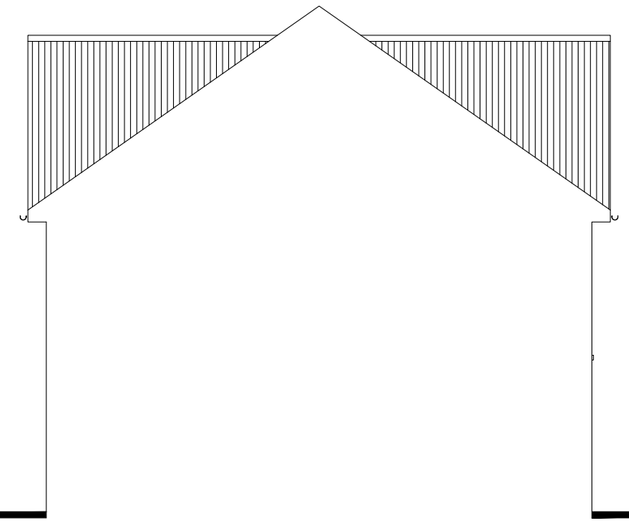

SECTION / SIDE ELEVATION

REAR ELEVATION

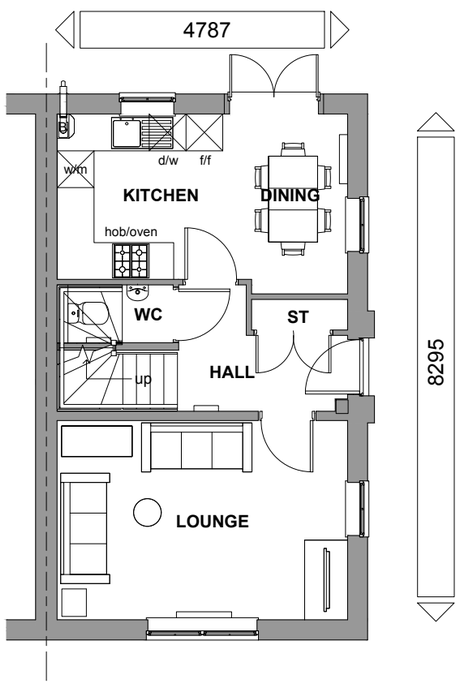

GROUND FLOOR PLAN

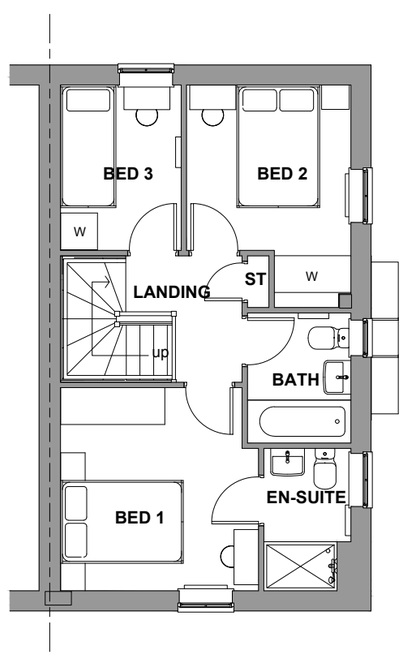

FIRST FLOOR PLAN

PLOT NUMBERS:
AS: 33, 61, 66, 72
OPP: 34

NOTE: ALL FLUES, METERS & EXTRACT POSITIONS TO BE CONFIRMED.

SOLAR PANELS TYPE, SIZE & ORIENTATION TO BE AGREED. PLOT SPECIFIC

MORESBY VARIANT 1
TERRACE END
BEDROOM ALLOCATION 3B/5P
2 STOREY
FLOOR AREA: 855sqft/79.4m² (GIFA)

M 1:100

0 1 2 3 4 5 6 7 8 9 10 (m)

MORESBY VARIANT 1 - TERRACE END - PLANS & ELEVATIONS 1:100 @ A3

BARRATT HOMES

idP ARTNERSHIP
IAN DARBY PARTNERSHIP
NORTHERN

MATERIAL KEY

- FACING BRICKWORK
- TIMBER CLADDING
- TILE HANGING

FRONT ELEVATION

SIDE ELEVATION

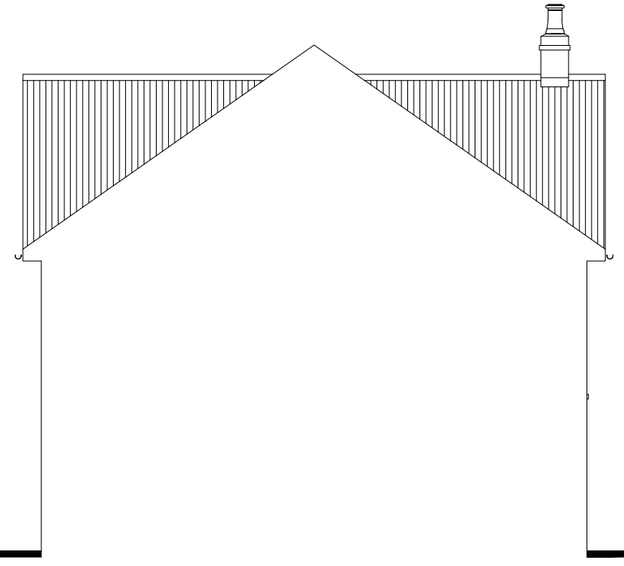

SECTION / SIDE ELEVATION

REAR ELEVATION

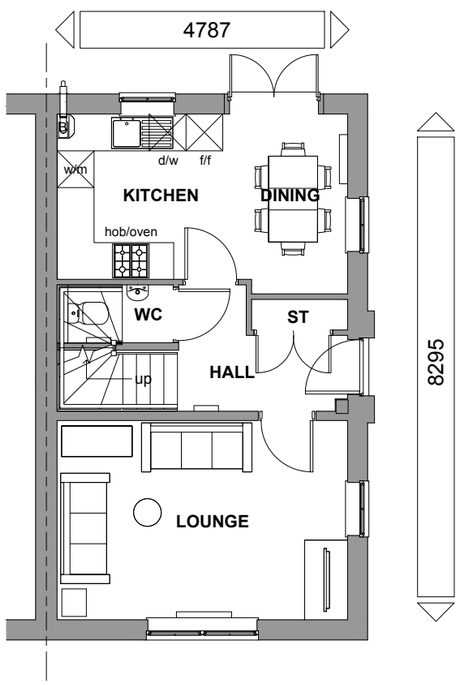

GROUND FLOOR PLAN

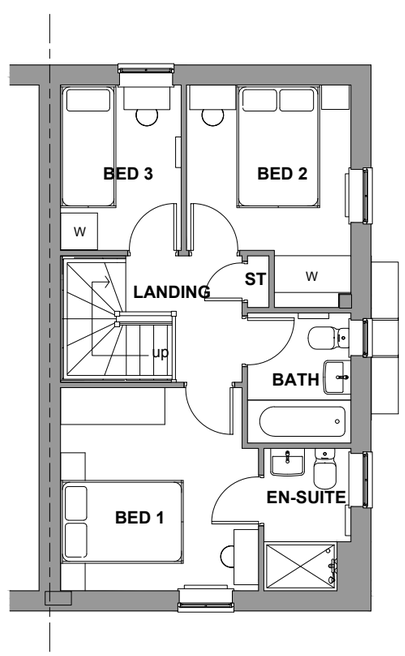

FIRST FLOOR PLAN

PLOT NUMBERS:
AS: 105
OPP: 45, 75

NOTE: ALL FLUES, METERS & EXTRACT POSITIONS TO BE CONFIRMED.

SOLAR PANELS TYPE, SIZE & ORIENTATION TO BE AGREED. PLOT SPECIFIC

MORESBY VARIANT 2
TERRACE END
BEDROOM ALLOCATION 3B/5P
2 STOREY
FLOOR AREA: 855sqft/79.4m² (GIFA)

M 1:100

0 1 2 3 4 5 6 7 8 9 10 (m)

MORESBY VARIANT 2 - TERRACE END - PLANS & ELEVATIONS 1:100 @ A3

BARRATT HOMES

idP ARTNERSHIP
IAN DARBY PARTNERSHIP
NORTHERN

MATERIAL KEY

- FACING BRICKWORK
- TIMBER CLADDING
- TILE HANGING

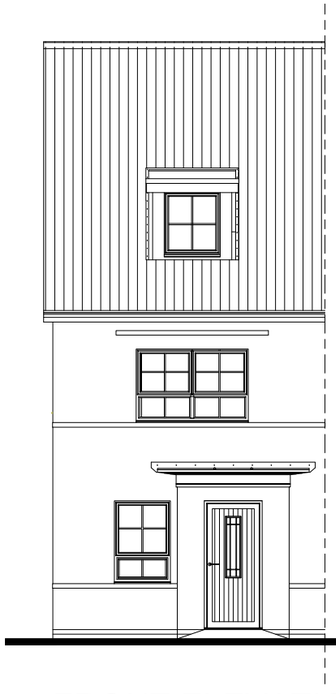

FRONT ELEVATION

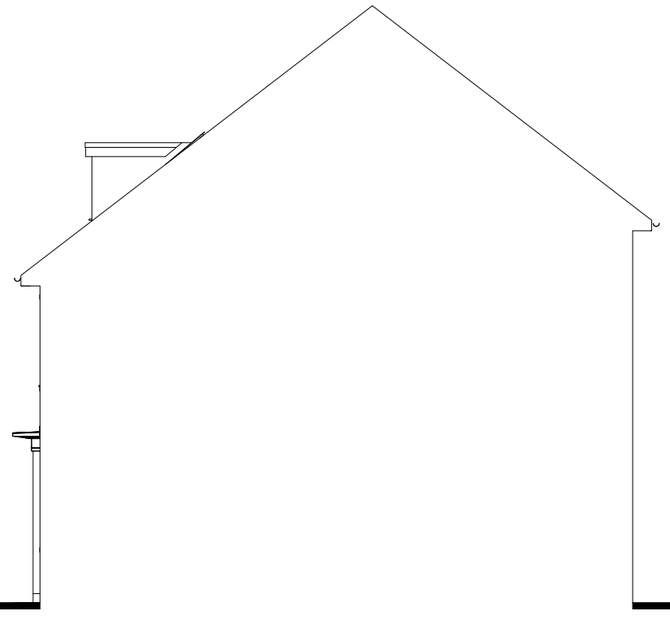

SIDE ELEVATION / SECTION

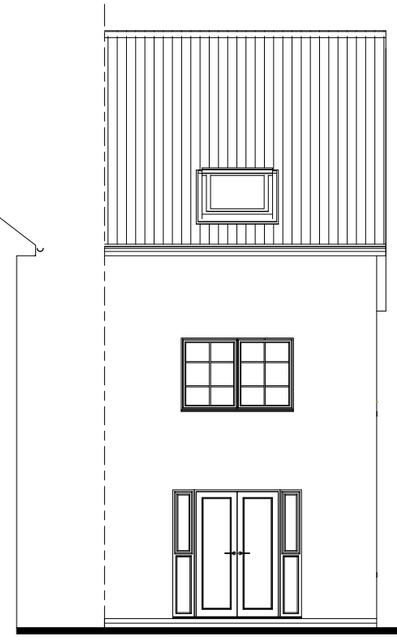

REAR ELEVATION

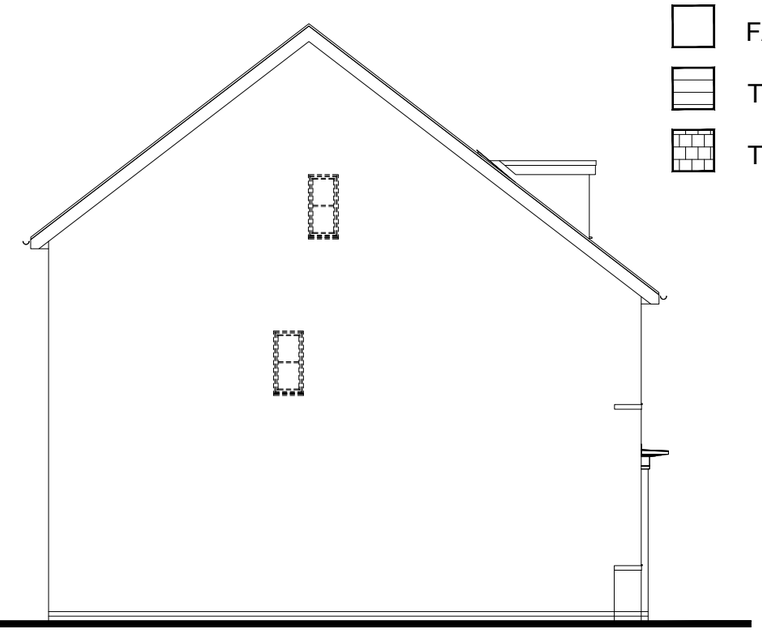

SIDE ELEVATION 2

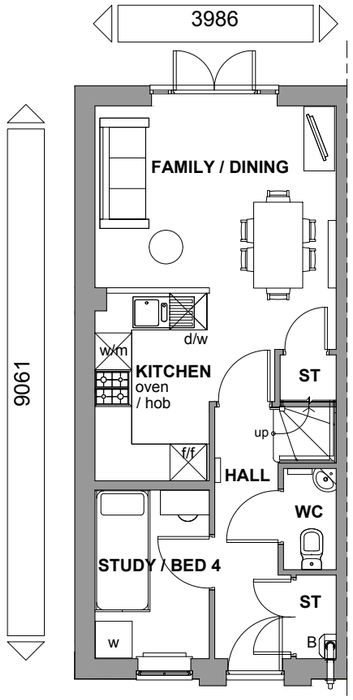

GROUND FLOOR PLAN

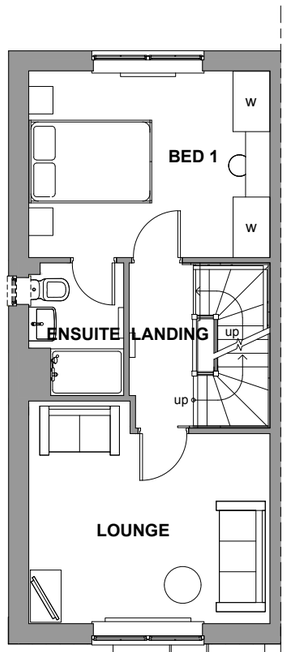

FIRST FLOOR PLAN

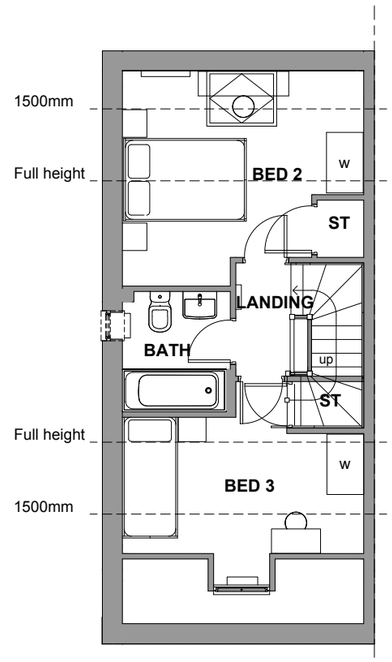

SECOND FLOOR PLAN

PLOT NUMBERS:
AS: 5, 57, 59, 143
OPP: 4, 56, 58, 142

NOTE: ALL FLUES, METERS & EXTRACT POSITIONS TO BE CONFIRMED.

SOLAR PANELS TYPE, SIZE & ORIENTATION TO BE AGREED. PLOT SPECIFIC

KINGSVILLE
TERRACE END
BEDROOM ALLOCATION 3B/5P
2.5 STOREY
FLOOR AREA: 1072sqft/99.6m² (GIFA)

M 1:100

0 1 2 3 4 5 6 7 8 9 10 (m)

KINGSVILLE - TERRACE END - PLANS & ELEVATIONS 1:100 @ A3

BARRATT HOMES

idP ARTNERSHIP
IAN DARBY PARTNERSHIP
NORTHERN

MATERIAL KEY

- FACING BRICKWORK
- TIMBER CLADDING
- TILE HANGING

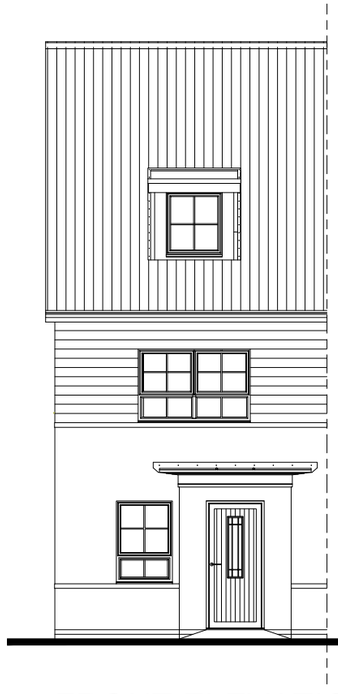

FRONT ELEVATION

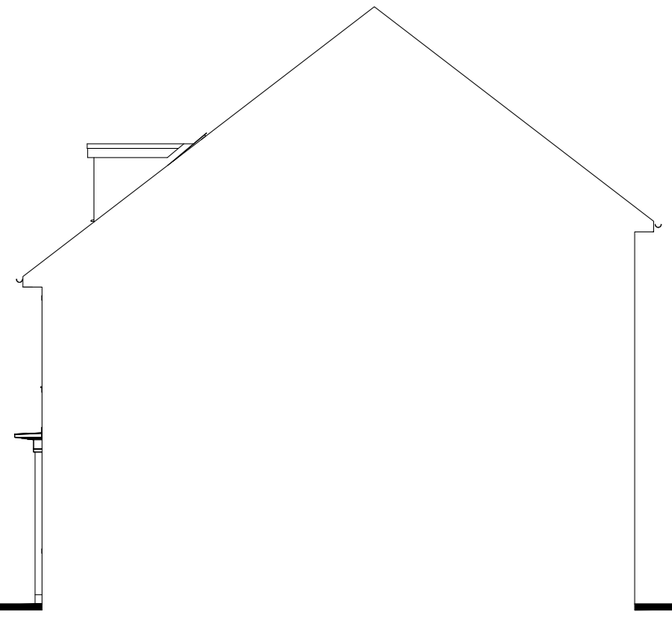

SIDE ELEVATION / SECTION

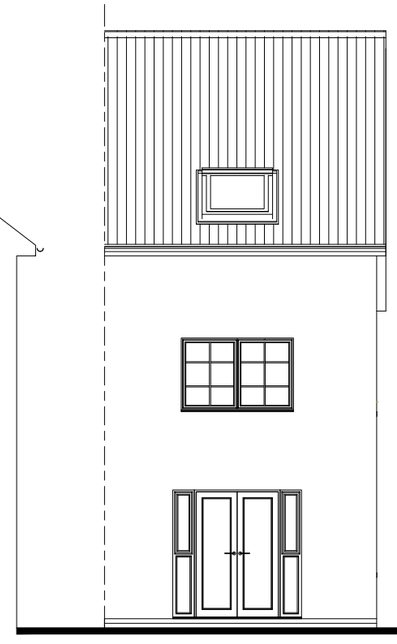

REAR ELEVATION

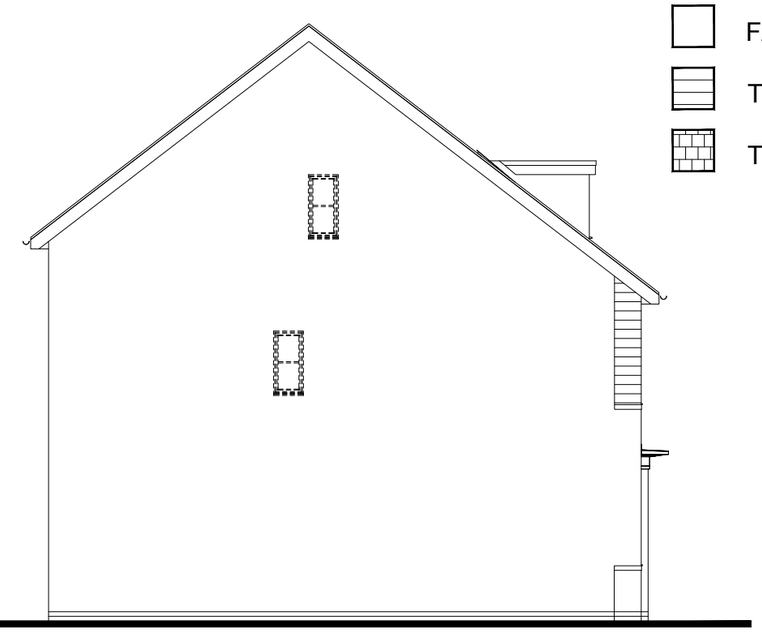

SIDE ELEVATION 2

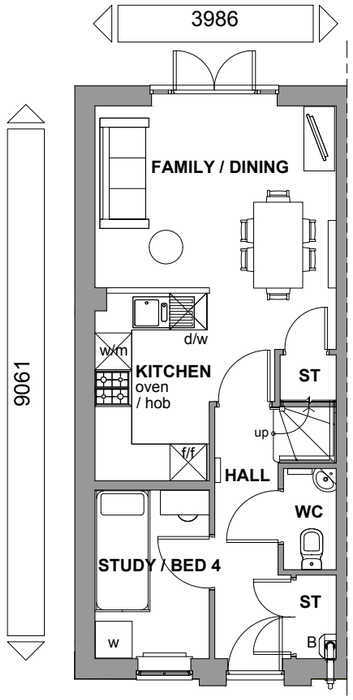

GROUND FLOOR PLAN

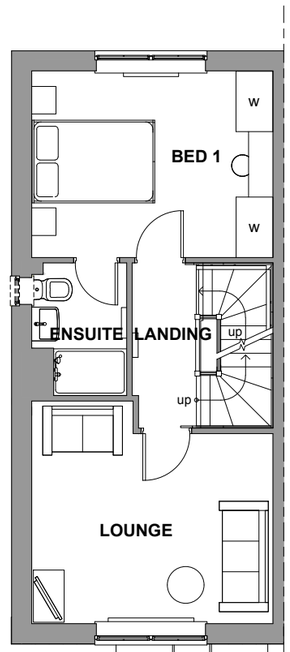

FIRST FLOOR PLAN

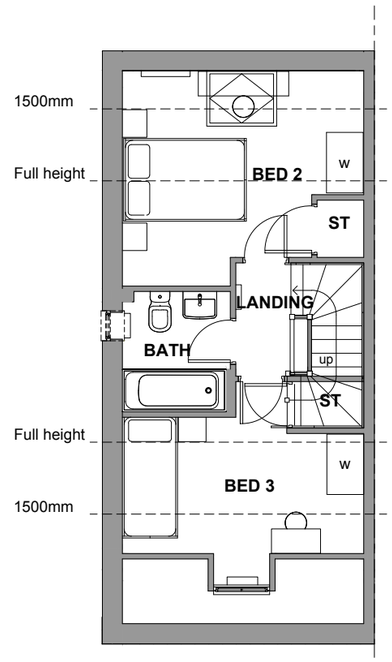

SECOND FLOOR PLAN

PLOT NUMBERS:
AS: 7, 120
OPP: 6, 119

NOTE: ALL FLUES, METERS & EXTRACT POSITIONS TO BE CONFIRMED.

SOLAR PANELS TYPE, SIZE & ORIENTATION TO BE AGREED. PLOT SPECIFIC

KINGSVILLE VARIANT 1
TERRACE END
BEDROOM ALLOCATION 3B/5P
2.5 STOREY
FLOOR AREA: 1072sqft/99.6m² (GIFA)

M 1:100

0 1 2 3 4 5 6 7 8 9 10 (m)

KINGSVILLE VARIANT 1 - TERRACE END - PLANS & ELEVATIONS 1:100 @ A3

BARRATT HOMES

idP ARTNERSHIP
IAN DARBY PARTNERSHIP
NORTHERN

MATERIAL KEY

- FACING BRICKWORK
- TIMBER CLADDING
- TILE HANGING



FRONT ELEVATION

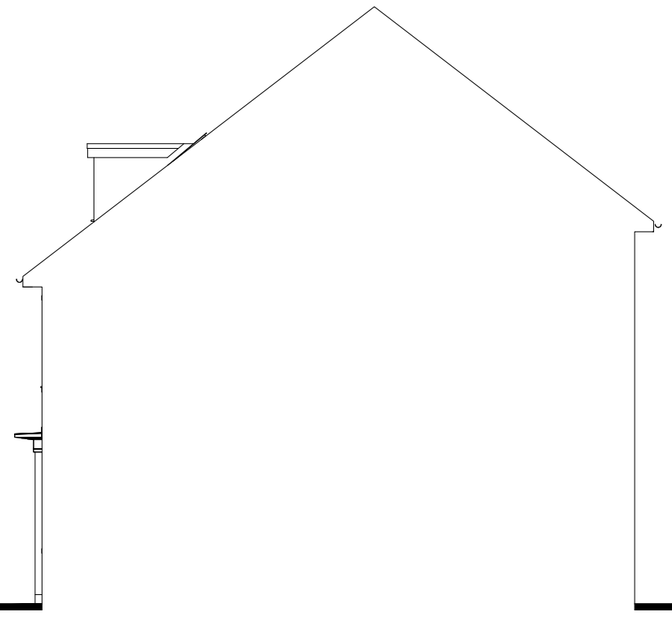

SIDE ELEVATION / SECTION

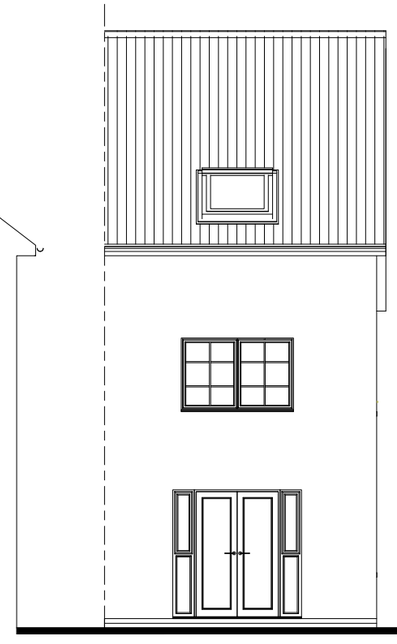

REAR ELEVATION

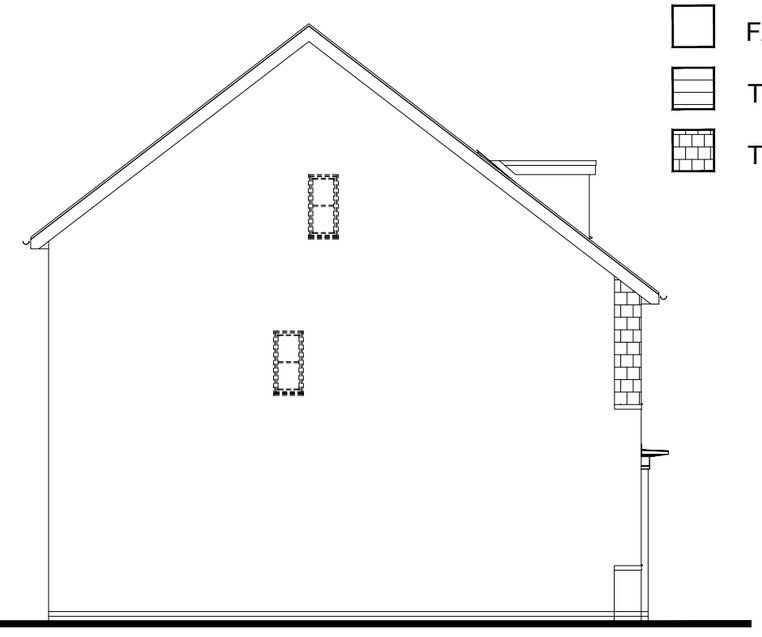

SIDE ELEVATION 2

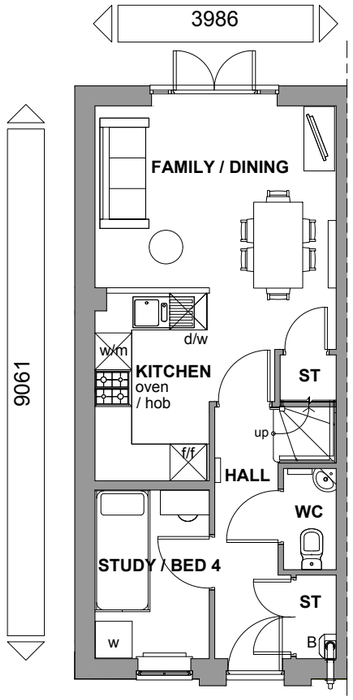

GROUND FLOOR PLAN

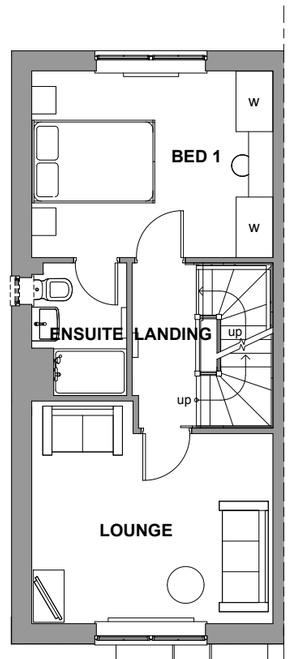

FIRST FLOOR PLAN

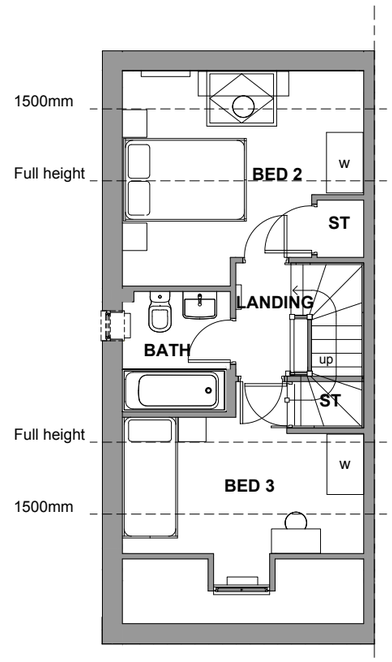

SECOND FLOOR PLAN

PLOT NUMBERS:
AS: 181
OPP: 180

NOTE: ALL FLUES, METERS & EXTRACT POSITIONS TO BE CONFIRMED.

SOLAR PANELS TYPE, SIZE & ORIENTATION TO BE AGREED. PLOT SPECIFIC

KINGSVILLE VARIANT 2
TERRACE END
BEDROOM ALLOCATION 3B/5P
2.5 STOREY
FLOOR AREA: 1072sqft/99.6m² (GIFA)

M 1:100

0 1 2 3 4 5 6 7 8 9 10 (m)

KINGSVILLE VARIANT 2 - TERRACE END - PLANS & ELEVATIONS 1:100 @ A3

BARRATT HOMES

idP ARTNERSHIP
IAN DARBY PARTNERSHIP
NORTHERN

MATERIAL KEY

- FACING BRICKWORK
- TIMBER CLADDING
- TILE HANGING

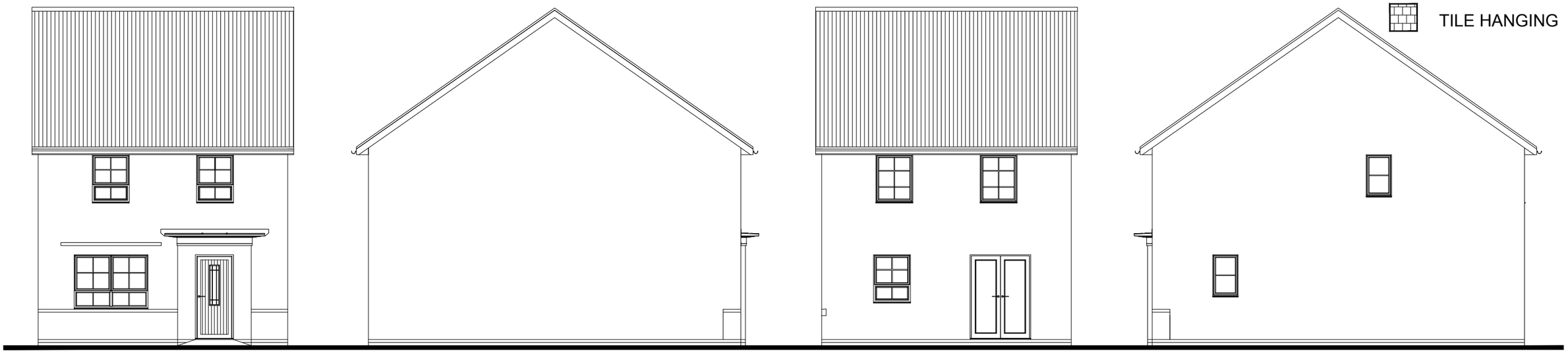

FRONT ELEVATION

SIDE ELEVATION 1

REAR ELEVATION

SIDE ELEVATION 2

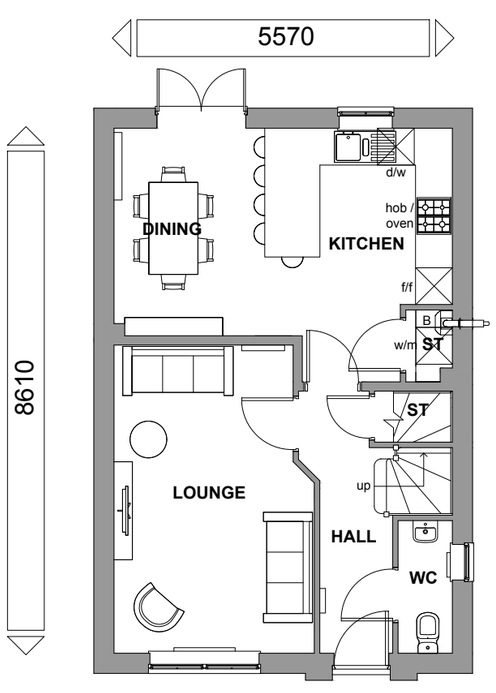

GROUND FLOOR PLAN

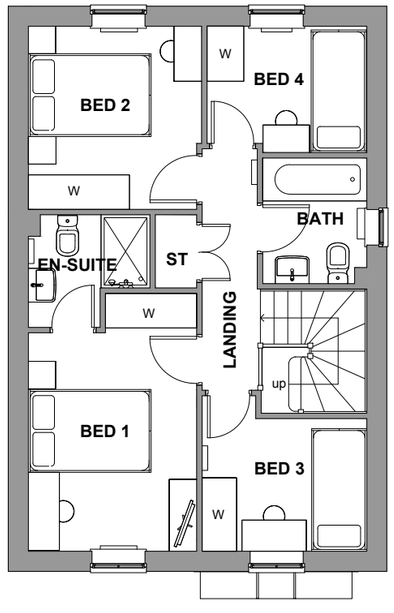

FIRST FLOOR PLAN

PLOT NUMBERS:
AS: 2, 27, 38, 64, 71, 111, 193
OPP: 43, 63, 92, 96, 109, 116, 124, 125, 190, 194

NOTE: ALL FLUES, METERS & EXTRACT POSITIONS TO BE CONFIRMED.

SOLAR PANELS TYPE, SIZE & ORIENTATION TO BE AGREED. PLOT SPECIFIC

CHESTER
DETACHED
BEDROOM ALLOCATION 4B/6P
2 STOREY
FLOOR AREA: 1032sqft/95.9m² (GIFA)

M 1:100

0 1 2 3 4 5 6 7 8 9 10 (m)

CHESTER - DETACHED - PLANS & ELEVATIONS 1:100 @ A3

BARRATT HOMES

idP ARTNERSHIP
IAN DARBY PARTNERSHIP
NORTHERN

MATERIAL KEY

- FACING BRICKWORK
- TIMBER CLADDING
- TILE HANGING

FRONT ELEVATION

SIDE ELEVATION 1

REAR ELEVATION

SIDE ELEVATION 2

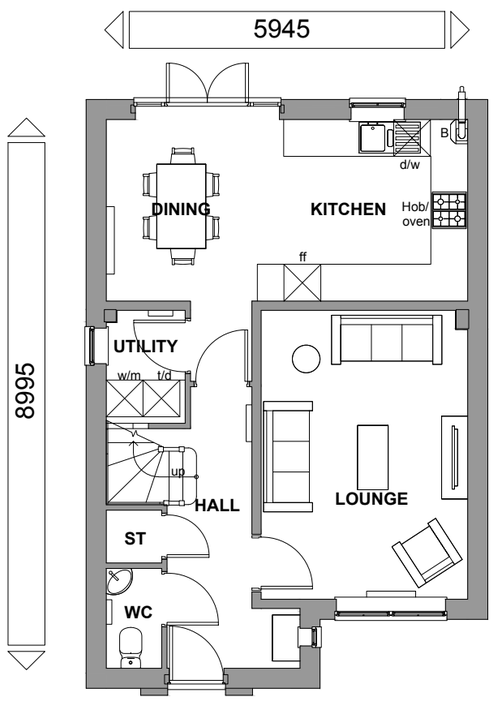

GROUND FLOOR PLAN

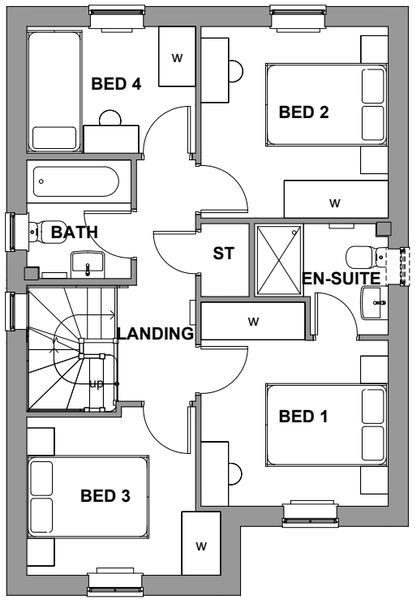

FIRST FLOOR PLAN

PLOT NUMBERS:
AS: 1, 68, 192
OPP: 93, 191

NOTE: ALL FLUES, METERS & EXTRACT POSITIONS TO BE CONFIRMED.

SOLAR PANELS TYPE, SIZE & ORIENTATION TO BE AGREED. PLOT SPECIFIC

KINGSLEY
DETACHED
BEDROOM ALLOCATION 4B/7P
2 STOREY
FLOOR AREA: 1085sqft/100.8m² (GIFA)

M 1:100

0 1 2 3 4 5 6 7 8 9 10 (m)

KINGSLEY - DETACHED - PLANS & ELEVATIONS 1:100 @ A3

BARRATT HOMES

idP ARTNERSHIP
IAN DARBY PARTNERSHIP
NORTHERN

MATERIAL KEY

- FACING BRICKWORK
- TIMBER CLADDING
- TILE HANGING

FRONT ELEVATION

SIDE ELEVATION 1

REAR ELEVATION

SIDE ELEVATION 2

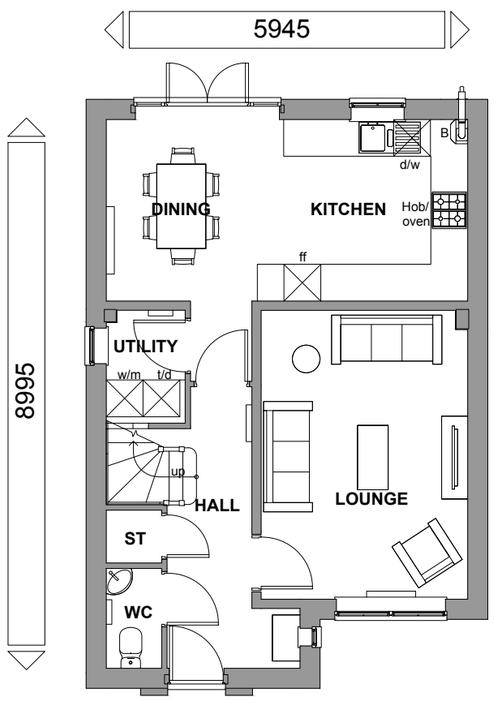

GROUND FLOOR PLAN

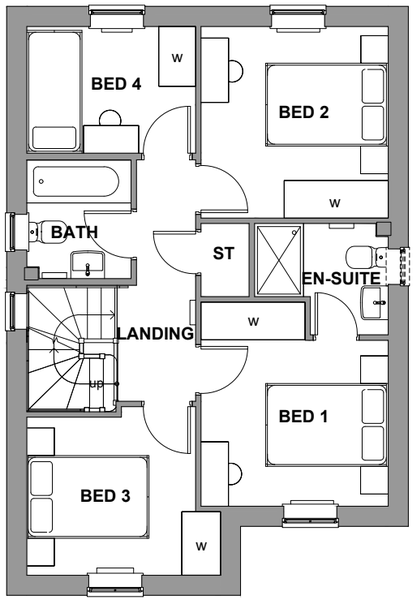

FIRST FLOOR PLAN

PLOT NUMBERS:
AS: 123
OPP: 126

NOTE: ALL FLUES, METERS & EXTRACT POSITIONS TO BE CONFIRMED.

SOLAR PANELS TYPE, SIZE & ORIENTATION TO BE AGREED. PLOT SPECIFIC

KINGSLEY VARIANT 1
DETACHED
BEDROOM ALLOCATION 4B/7P
2 STOREY
FLOOR AREA: 1085sqft/100.8m² (GIFA)

M 1:100

0 1 2 3 4 5 6 7 8 9 10 (m)

KINGSLEY VARIANT 1 - DETACHED - PLANS & ELEVATIONS 1:100 @ A3

BARRATT HOMES

idP ARTNERSHIP
IAN DARBY PARTNERSHIP
NORTHERN

MATERIAL KEY

- FACING BRICKWORK
- TIMBER CLADDING
- TILE HANGING

FRONT ELEVATION | SIDE ELEVATION 1 | REAR ELEVATION | SIDE ELEVATION 2

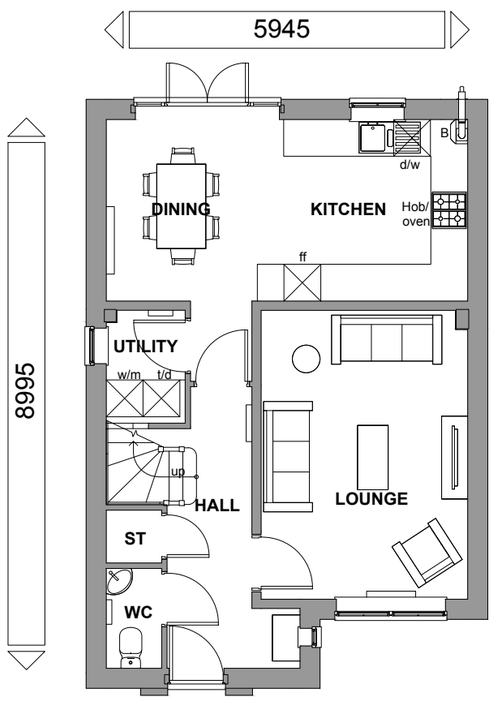

GROUND FLOOR PLAN

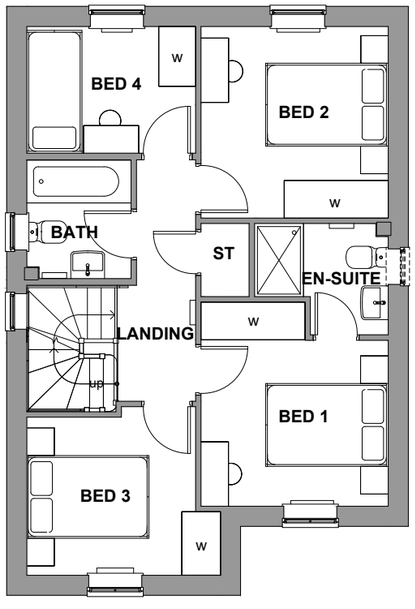

FIRST FLOOR PLAN

PLOT NUMBERS:
AS: 113
OPP: 112

NOTE: ALL FLUES, METERS & EXTRACT POSITIONS TO BE CONFIRMED.

SOLAR PANELS TYPE, SIZE & ORIENTATION TO BE AGREED. PLOT SPECIFIC

KINGSLEY VARIANT 2
DETACHED
BEDROOM ALLOCATION 4B/7P
2 STOREY
FLOOR AREA: 1085sqft/100.8m² (GIFA)

M 1:100

0 1 2 3 4 5 6 7 8 9 10 (m)

KINGSLEY VARIANT 2 - DETACHED - PLANS & ELEVATIONS 1:100 @ A3

BARRATT HOMES

idP ARTNERSHIP
IAN DARBY PARTNERSHIP
NORTHERN

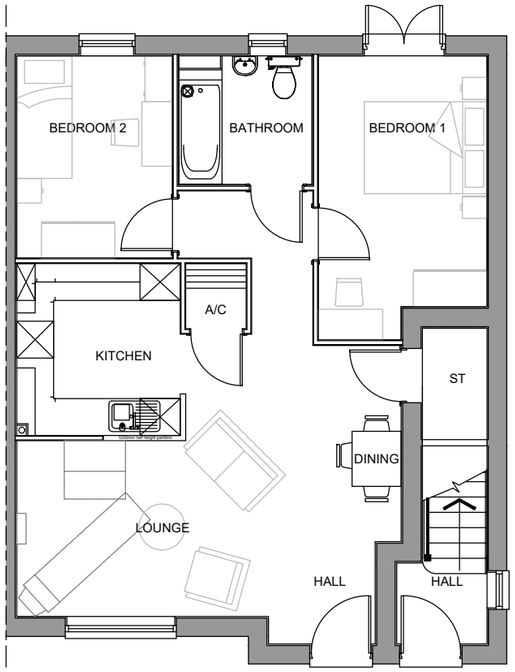

GROUND FLOOR PLAN

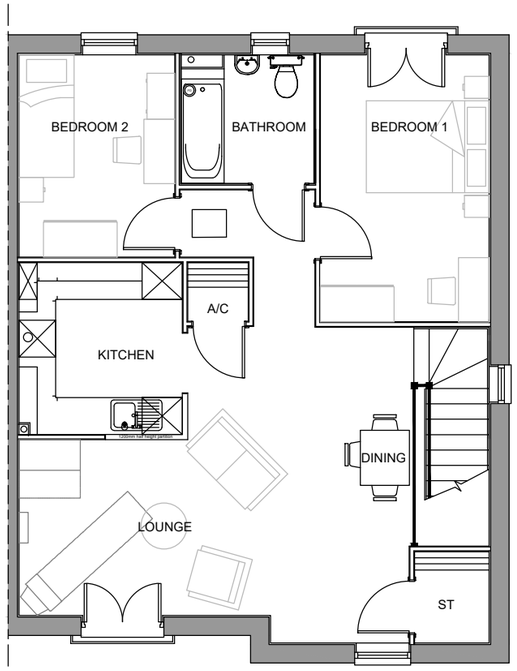

FIRST FLOOR PLAN

PLOT NUMBERS:
AS: 170, 171
OPP: 172, 173

NOTE: ALL FLUES, METERS & EXTRACT POSITIONS TO BE CONFIRMED.

SOLAR PANELS TYPE, SIZE & ORIENTATION TO BE AGREED. PLOT SPECIFIC

HT1 & HT2 APARTMENTS
TERRACED END
HT1 GROUND FLOOR BEDROOM ALLOCATION 2B/3P
HT1 GROUND FLOOR FLOOR AREA: 722sqft/67.1m² (GIFA)
HT2 FIRST FLOOR BEDROOM ALLOCATION 2B/3P
HT2 GROUND FLOOR FLOOR AREA: 825sqft/76.6m² (GIFA)
2 STOREY

M 1:100
0 1 2 3 4 5 6 7 8 9 10 (m)

HT1 & HT2 - TERRACED END - PLANS 1:100 @ A3

BARRATT HOMES

idPARTNERSHIP
IAN DARBY PARTNERSHIP
NORTHERN

MATERIAL KEY

- FACING BRICKWORK
- TIMBER CLADDING
- TILE HANGING

FRONT ELEVATION

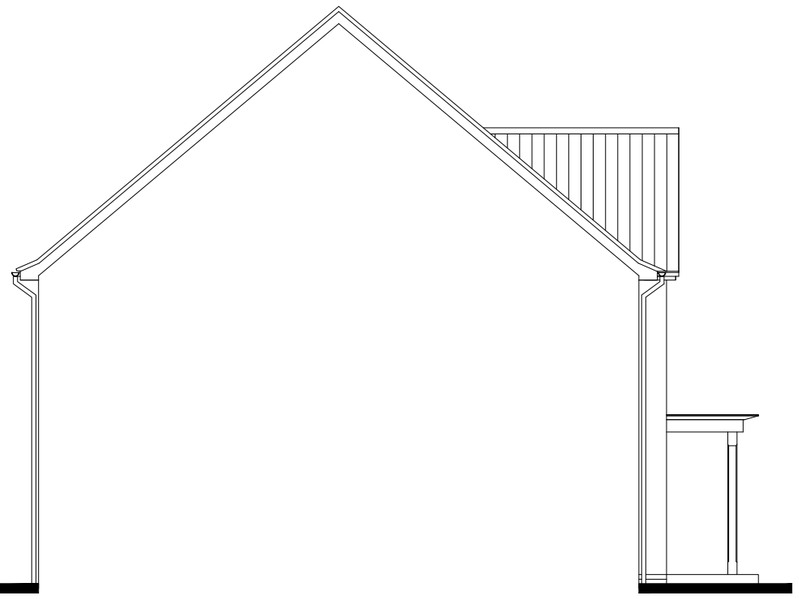

SIDE ELEVATION / SECTION

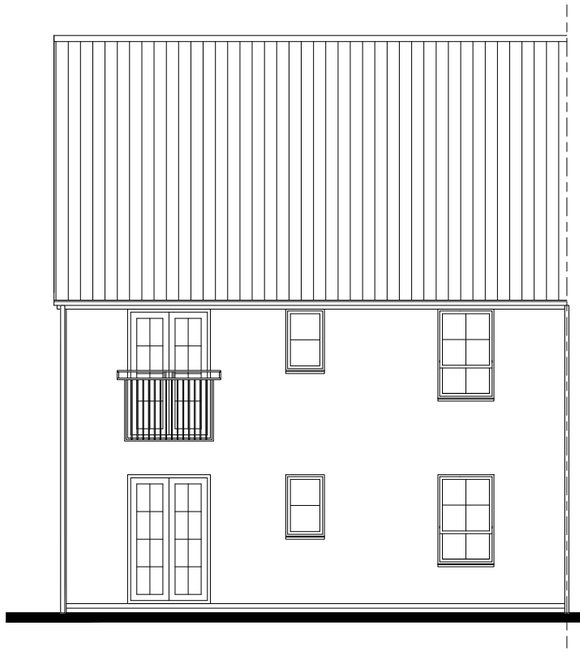

REAR ELEVATION

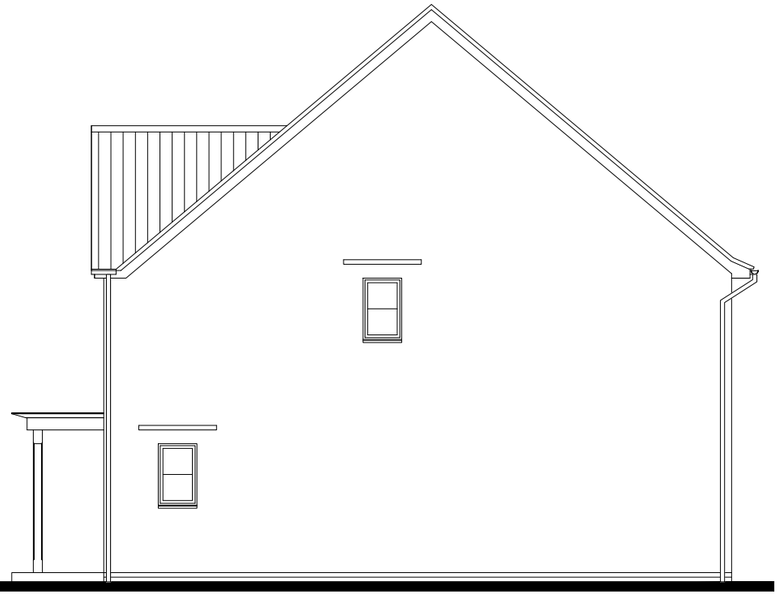

SIDE ELEVATION 2

M 1:100

0 1 2 3 4 5 6 7 8 9 10 (m)

HT1 & HT2 - TERRACED END - ELEVATIONS 1:100 @ A3

BARRATT HOMES

idP ARTNERSHIP
IAN DARBY PARTNERSHIP
NORTHERN

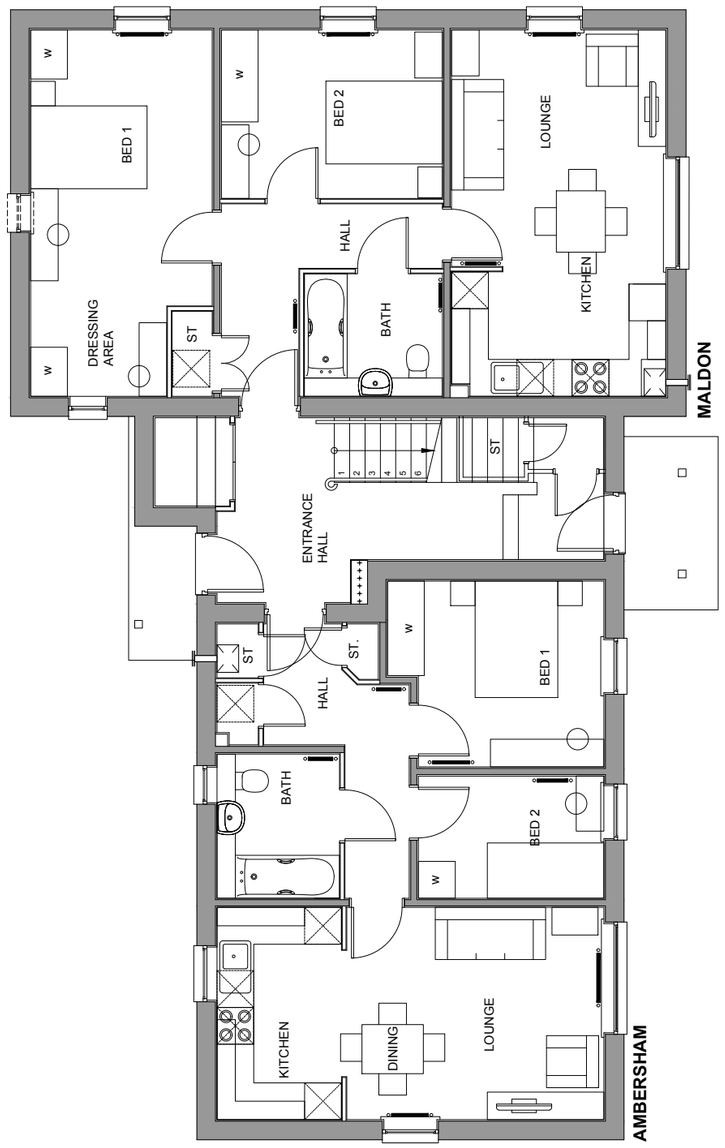

GROUND FLOOR PLAN

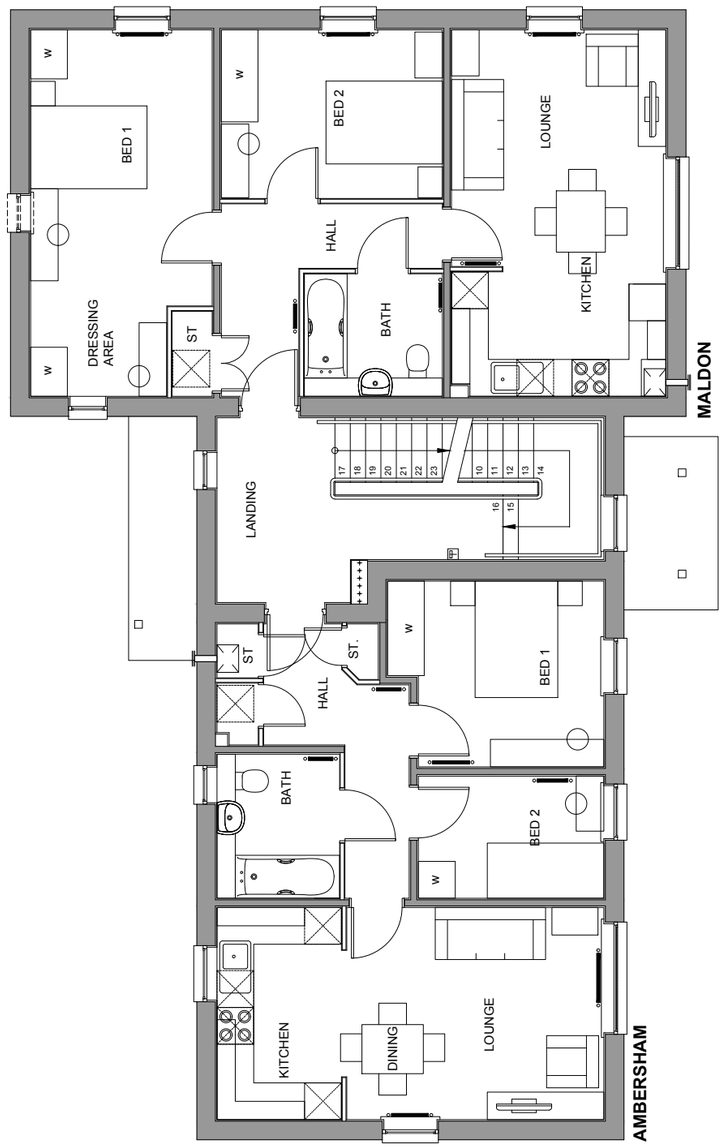

FIRST FLOOR PLAN

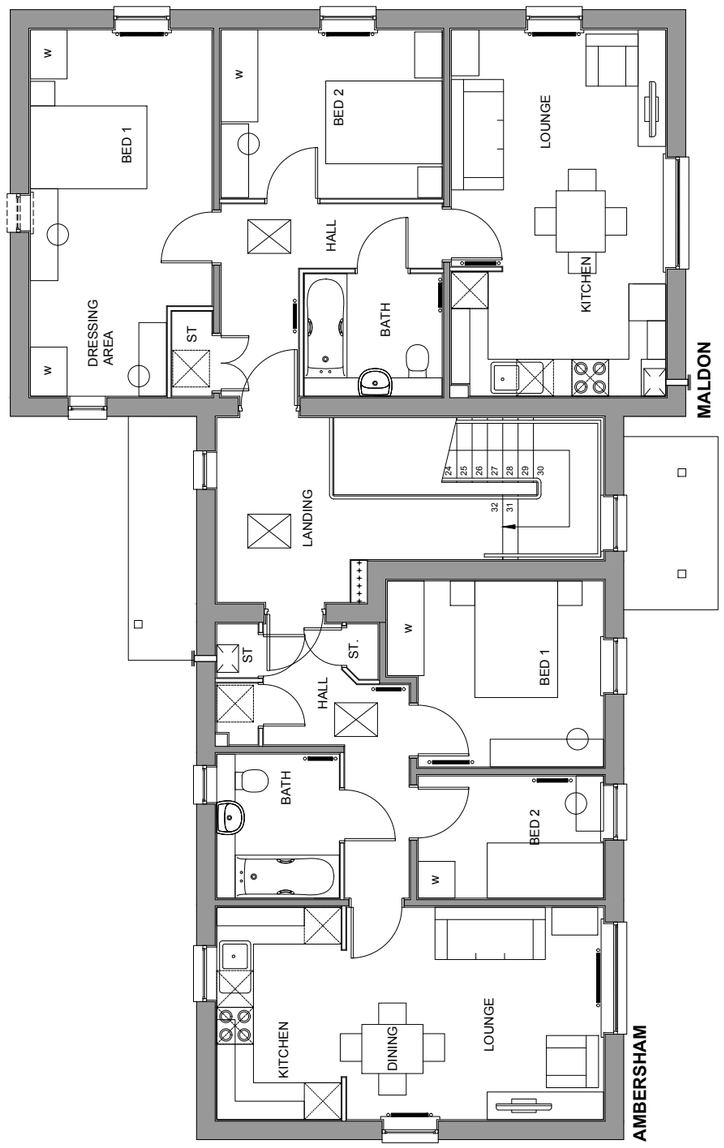

SECOND FLOOR PLAN

M 1:100

0 1 2 3 4 5 6 7 8 9 10 (m)

PLOT NUMBERS:
AS: 11, 12, 13, 14, 15, 16, 49, 50, 51, 52, 53, 54
OPP: 17, 18, 19, 20, 21, 22

NOTE: ALL FLUES, METERS & EXTRACT POSITIONS TO BE CONFIRMED.

SOLAR PANELS TYPE, SIZE & ORIENTATION TO BE AGREED. PLOT SPECIFIC

AMBERSHAM_MALDON VARIANT 1
DETACHED
AMBERSHAM BEDROOM ALLOCATION 2B/3P
AMBERSHAM FLOOR AREA: 586sqft/54.5m² (GIFA)
MALDON BEDROOM ALLOCATION 2B/4P
MALDON FLOOR AREA: 675sqft/62.7m² (GIFA)
3 STOREY

AMBERSHAM_MALDON VARIANT 1 - DETACHED - PLANS 1:100 @ A3

BARRATT HOMES

idPARTNERSHIP
IAN DARBY PARTNERSHIP
NORTHERN

FRONT ELEVATION

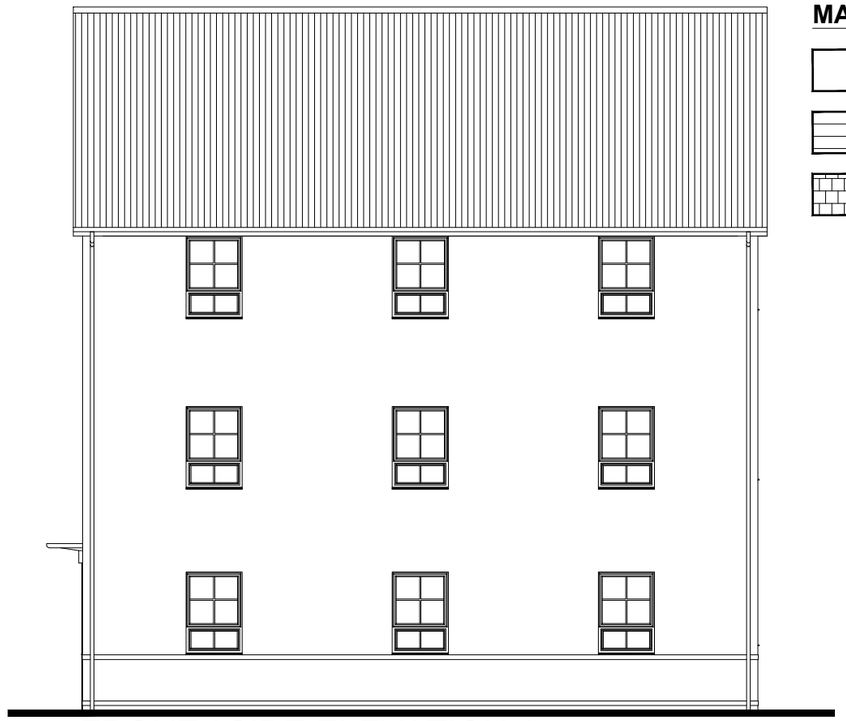

FRONT / SIDE ELEVATION 1

MATERIAL KEY

- FACING BRICKWORK
- TIMBER CLADDING
- TILE HANGING

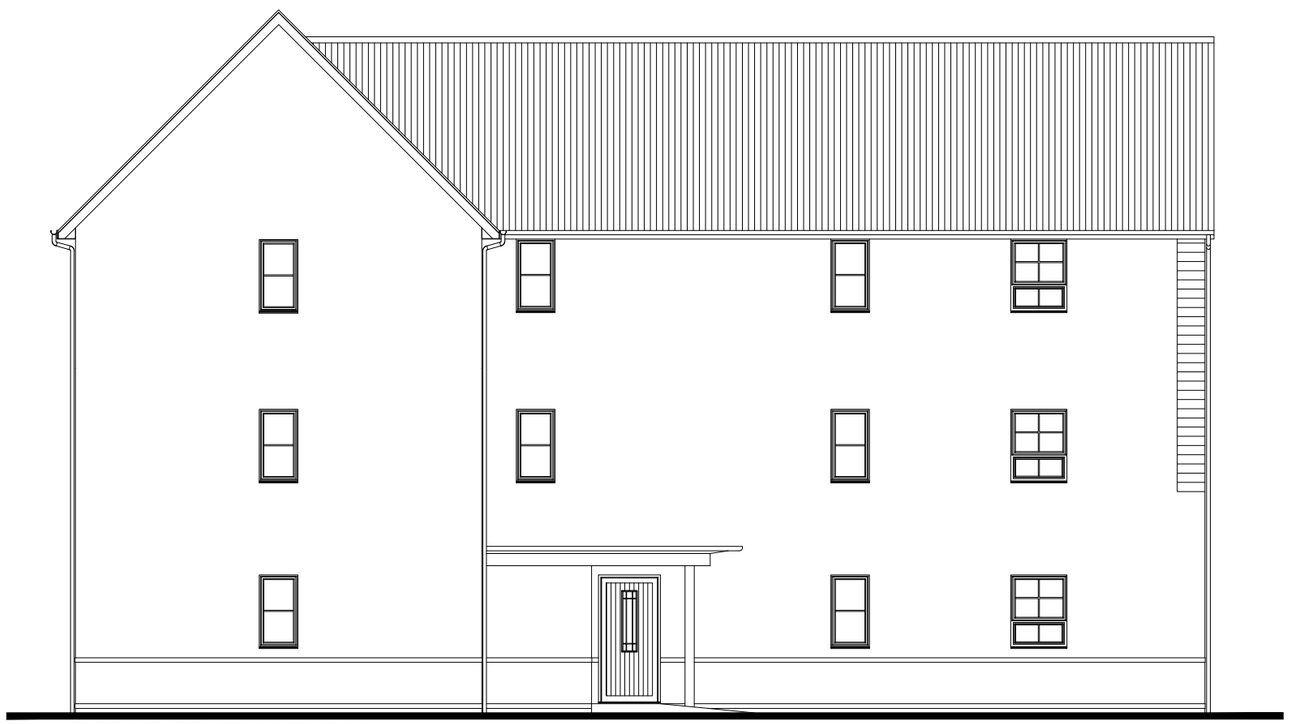

REAR ELEVATION

SIDE ELEVATION2

M 1:100 0 1 2 3 4 5 6 7 8 9 10 (m)

AMBERSHAM_MALDON - DETACHED - ELEVATIONS 1:100 @ A3

BARRATT HOMES

idP ARTNERSHIP
IAN DARBY PARTNERSHIP
NORTHERN

MATERIAL KEY

- FACING BRICKWORK
- TIMBER CLADDING
- TILE HANGING

FRONT ELEVATION

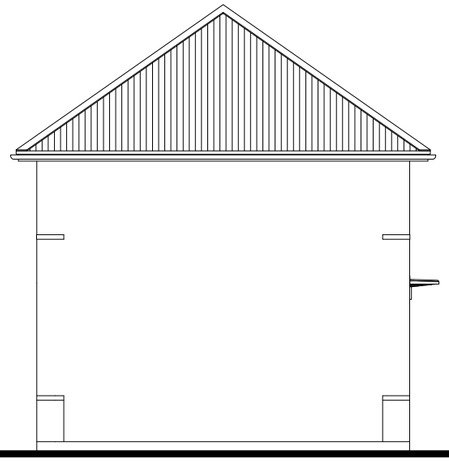

SIDE ELEVATION

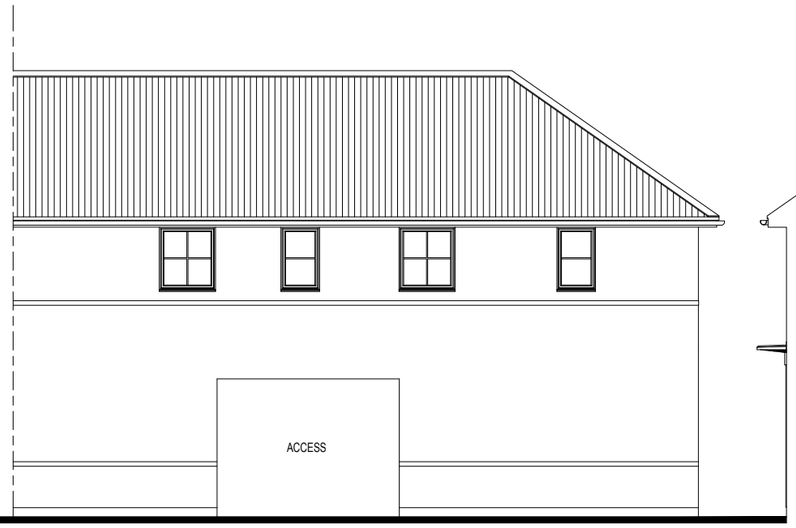

REAR ELEVATION

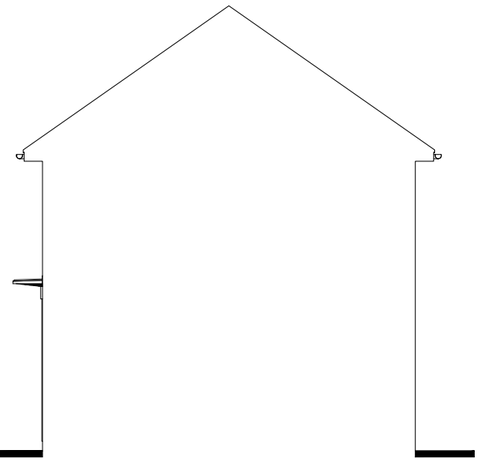

SECTION / SIDE ELEVATION

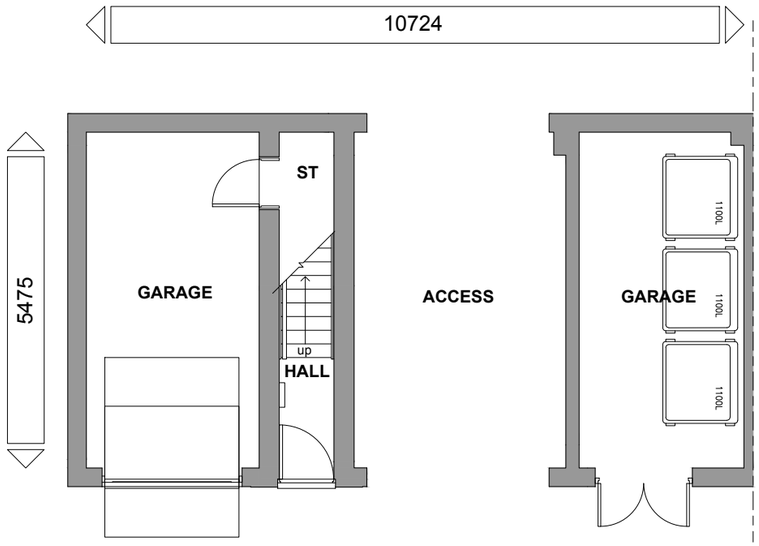

GROUND FLOOR PLAN

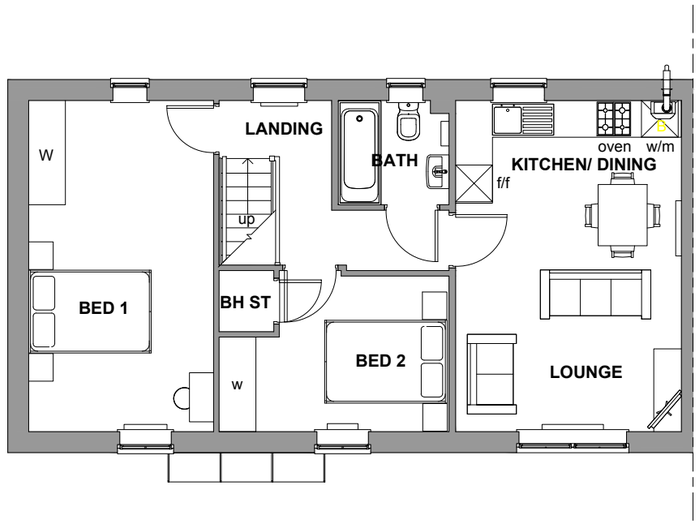

FIRST FLOOR PLAN

PLOT NUMBERS:
AS: 23
OPP: 10, 48

NOTE: ALL FLUES, METERS & EXTRACT POSITIONS TO BE CONFIRMED.

SOLAR PANELS TYPE, SIZE & ORIENTATION TO BE AGREED. PLOT SPECIFIC

ALVERTON - VARIANT 1
TERRACE END
BEDROOM ALLOCATION 2B/4P
2 STOREY
FLOOR AREA: 688sqft/63.9m² (GIFA)

M 1:100

0 1 2 3 4 5 6 7 8 9 10 (m)

ALVERTON VARIANT 1- TERRACE END - PLANS & ELEVATIONS 1:100 @ A3

BARRATT HOMES

idP ARTNERSHIP
IAN DARBY PARTNERSHIP
NORTHERN

MATERIAL KEY

- FACING BRICKWORK
- TIMBER CLADDING
- TILE HANGING

FRONT ELEVATION

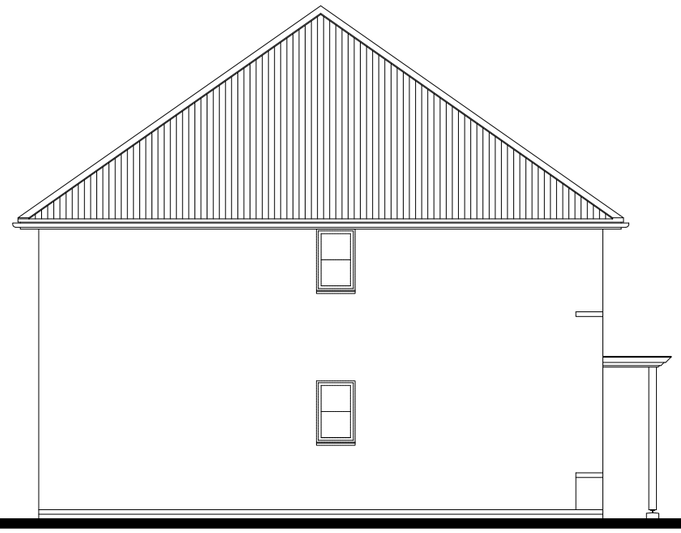

SIDE ELEVATION 1

REAR ELEVATION

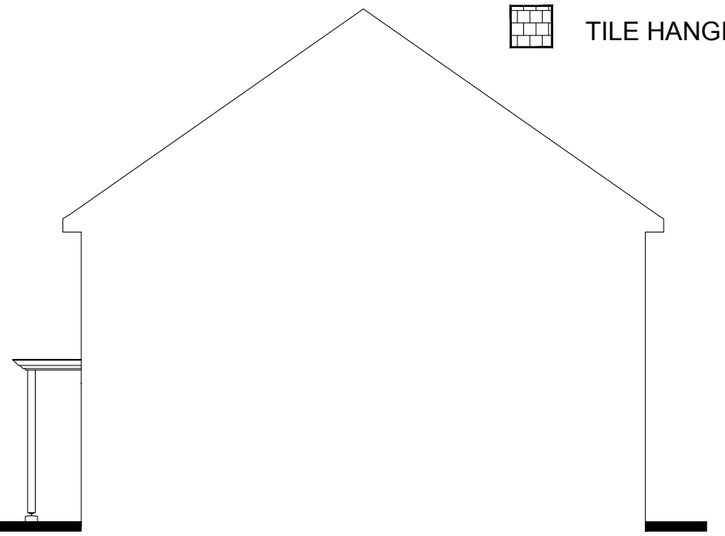

SECTION / SIDE ELEVATION 2

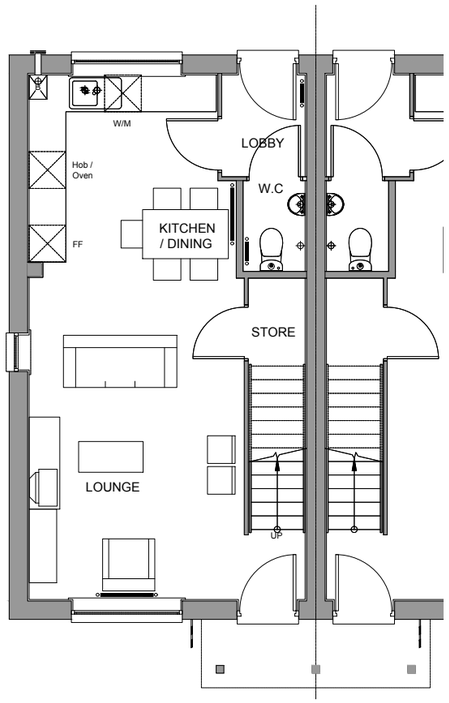

GROUND FLOOR PLAN

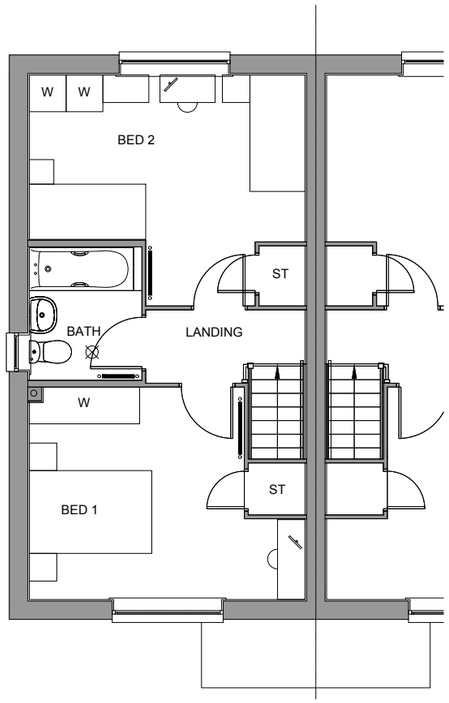

FIRST FLOOR PLAN

PLOT NUMBERS:
AS: 102, 150, 153, 161, 175
OPP: 101, 127, 129, 151, 160, 162

NOTE: ALL FLUES, METERS & EXTRACT POSITIONS TO BE CONFIRMED.

SOLAR PANELS TYPE, SIZE & ORIENTATION TO BE AGREED. PLOT SPECIFIC

TYPE 51
TERRACE END
BEDROOM ALLOCATION 2B/4P
2 STOREY
FLOOR AREA: 842sqft/78.3m² (GIFA)

M 1:100

0 1 2 3 4 5 6 7 8 9 10 (m)

TYPE 51 - TERRACE END - PLANS & ELEVATIONS 1:100 @ A3

BARRATT HOMES

idPARTNERSHIP
IAN DARBY PARTNERSHIP
NORTHERN

MATERIAL KEY

- FACING BRICKWORK
- TIMBER CLADDING
- TILE HANGING

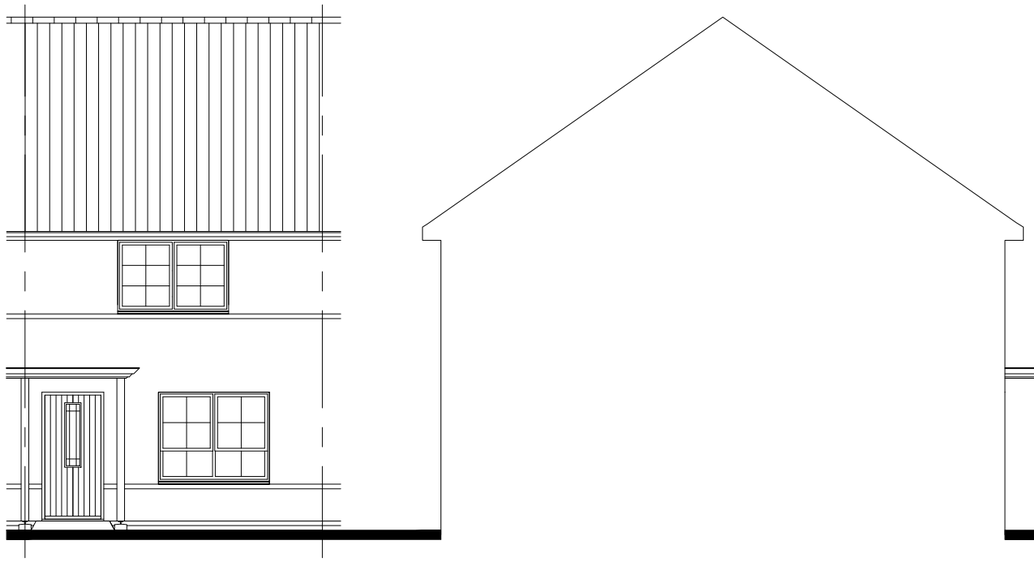

FRONT ELEVATION

SECTION / SIDE ELEVATION

REAR ELEVATION

SECTION / SIDE ELEVATION

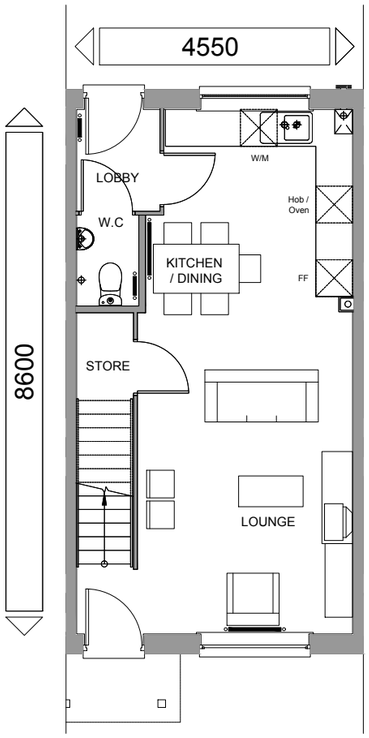

GROUND FLOOR PLAN

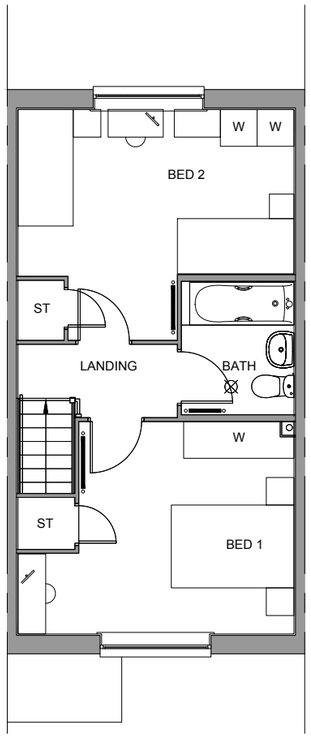

FIRST FLOOR PLAN

PLOT NUMBERS:
AS: 90
OPP: 89, 152

NOTE: ALL FLUES, METERS & EXTRACT POSITIONS TO BE CONFIRMED.

SOLAR PANELS TYPE, SIZE & ORIENTATION TO BE AGREED. PLOT SPECIFIC

TYPE 51
TERRACE MID
BEDROOM ALLOCATION 2B/4P
2 STOREY
FLOOR AREA: 842sqft/78.3m² (GIFA)

M 1:100

0 1 2 3 4 5 6 7 8 9 10 (m)

TYPE 51 - TERRACE MID - PLANS & ELEVATIONS 1:100 @ A3

BARRATT HOMES

idP ARTNERSHIP
IAN DARBY PARTNERSHIP
NORTHERN

MATERIAL KEY

- FACING BRICKWORK
- TIMBER CLADDING
- TILE HANGING

FRONT ELEVATION

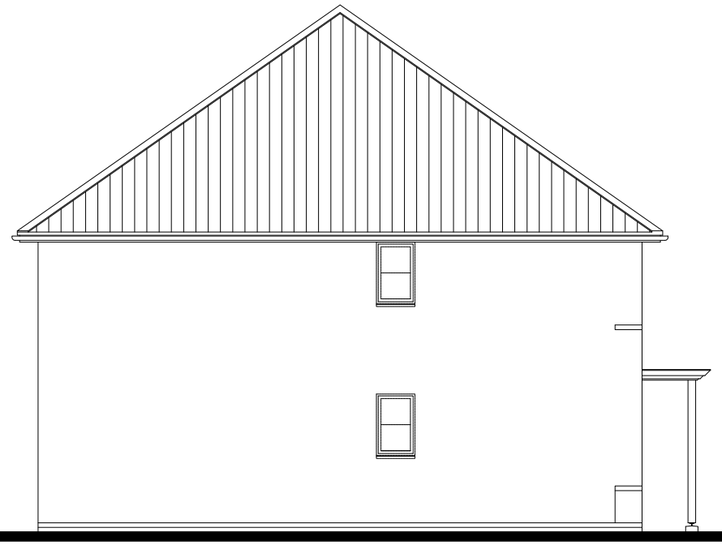

SIDE ELEVATION 1

REAR ELEVATION

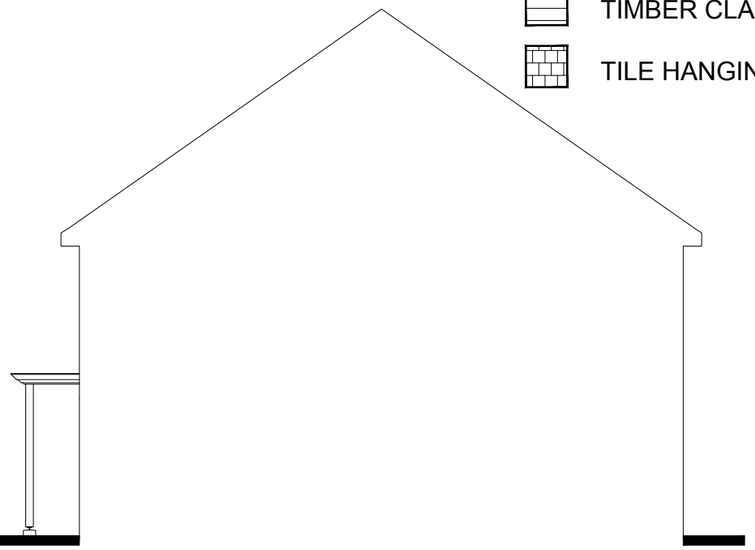

SECTION / SIDE ELEVATION 2

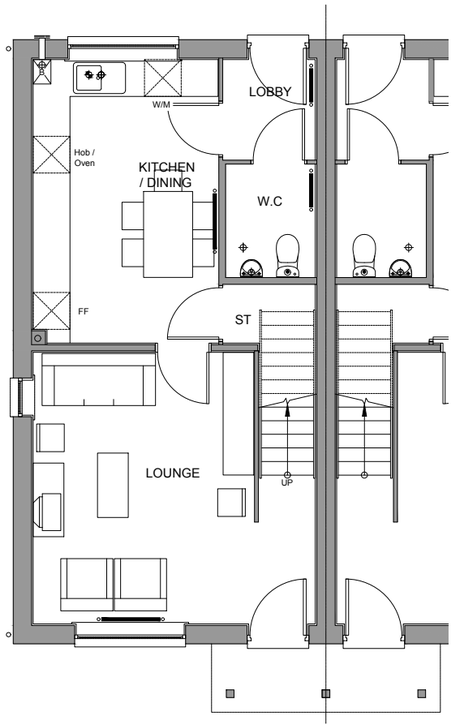

GROUND FLOOR PLAN

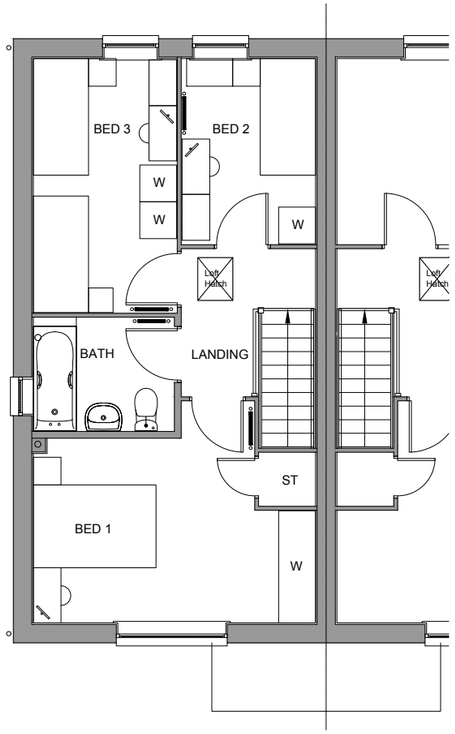

FIRST FLOOR PLAN

PLOT NUMBERS:
AS: 77, 104, 130, 132, 138, 187
OPP: 76, 103, 131, 136, 185

NOTE: ALL FLUES, METERS & EXTRACT POSITIONS TO BE CONFIRMED.

SOLAR PANELS TYPE, SIZE & ORIENTATION TO BE AGREED. PLOT SPECIFIC

TYPE 52
TERRACE END
BEDROOM ALLOCATION 3B/5P
2 STOREY
FLOOR AREA: 926sqft/86.0m² (GIFA)

M 1:100

0 1 2 3 4 5 6 7 8 9 10 (m)

TYPE 52 - TERRACE END - PLANS & ELEVATIONS 1:100 @ A3

BARRATT HOMES

idPARTNERSHIP
IAN DARBY PARTNERSHIP
NORTHERN

FRONT ELEVATION



SECTION / SIDE ELEVATION

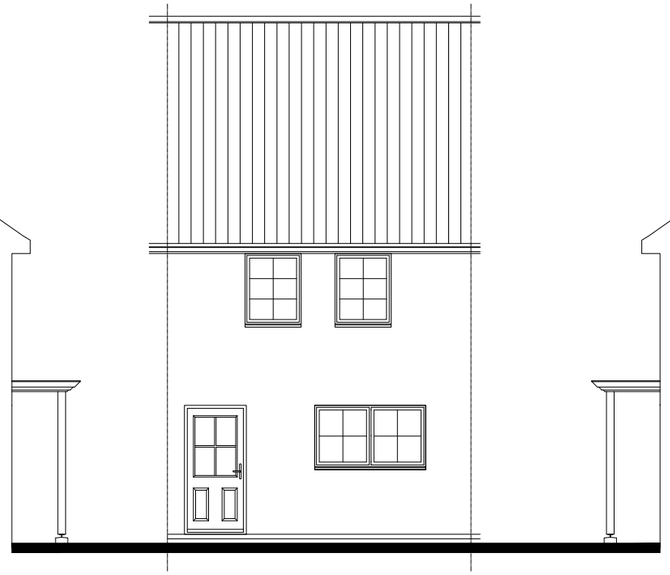

REAR ELEVATION

SECTION / SIDE ELEVATION

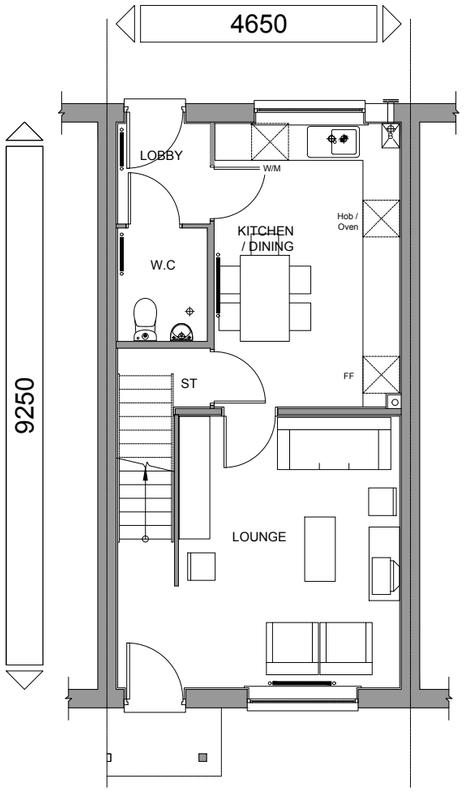

GROUND FLOOR PLAN

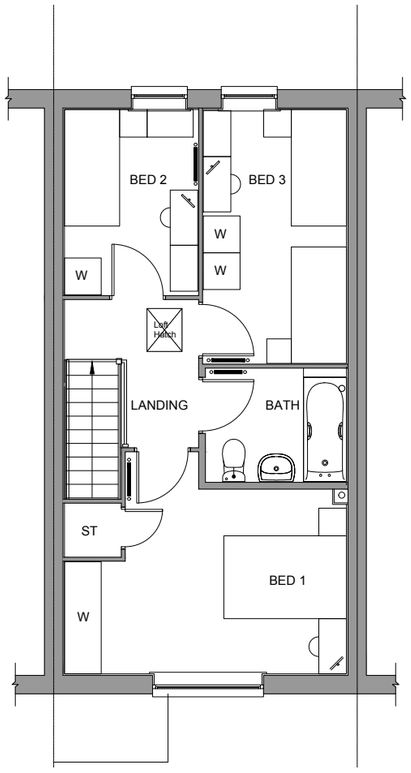

FIRST FLOOR PLAN

MATERIAL KEY

- FACING BRICKWORK
- TIMBER CLADDING
- TILE HANGING

PLOT NUMBERS:
AS: 137, 186
OPP:

NOTE: ALL FLUES, METERS & EXTRACT POSITIONS TO BE CONFIRMED.

SOLAR PANELS TYPE, SIZE & ORIENTATION TO BE AGREED. PLOT SPECIFIC

TYPE 52
TERRACE MID
BEDROOM ALLOCATION 3B/5P
2 STOREY
FLOOR AREA: 926sqft/86.0m² (GIFA)

M 1:100

0 1 2 3 4 5 6 7 8 9 10 (m)

TYPE 52 - TERRACE MID - PLANS & ELEVATIONS 1:100 @ A3

BARRATT HOMES

idPARTNERSHIP
IAN DARBY PARTNERSHIP
NORTHERN

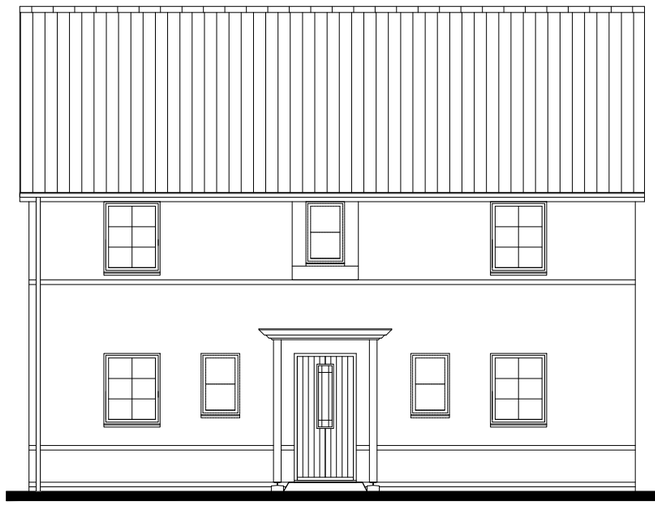

FRONT ELEVATION



REAR ELEVATION

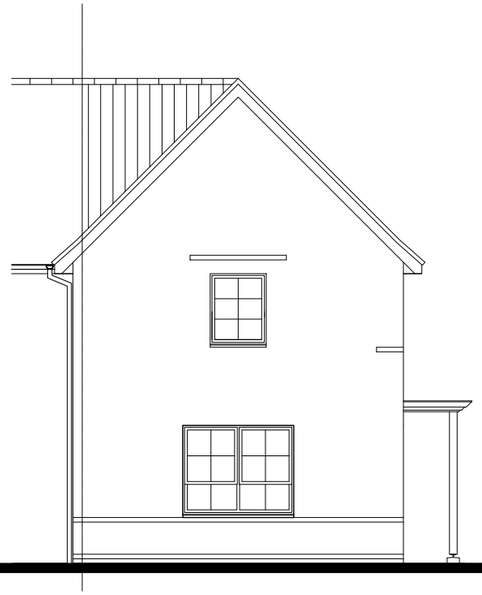

SIDE ELEVATION 1

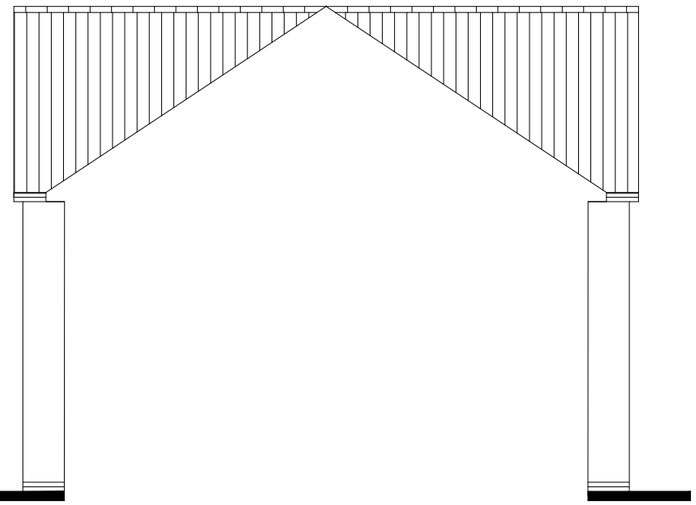

SECTION / SIDE ELEVATION 2

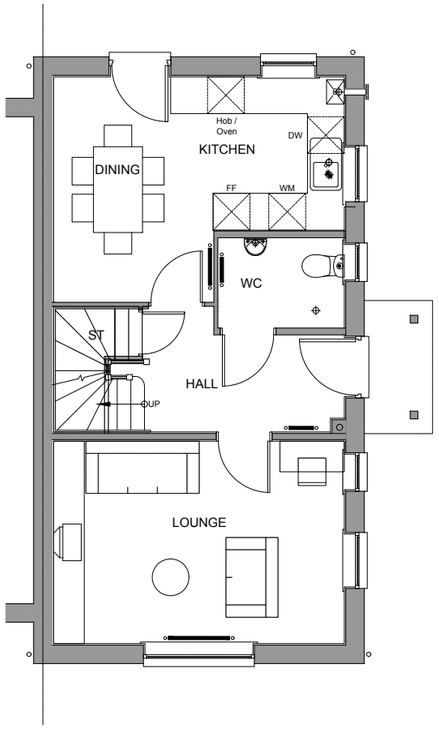

GROUND FLOOR PLAN

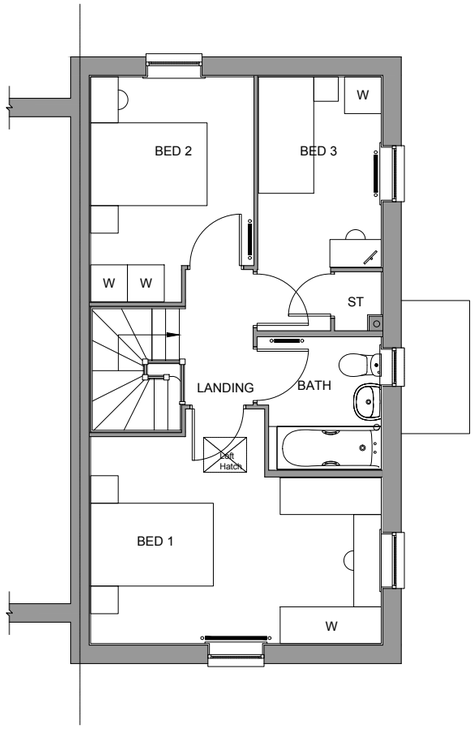

FIRST FLOOR PLAN

MATERIAL KEY

- FACING BRICKWORK
- TIMBER CLADDING
- TILE HANGING

PLOT NUMBERS:
AS: 88, 149, 174
OPP: 91, 163

NOTE: ALL FLUES, METERS & EXTRACT POSITIONS TO BE CONFIRMED.

SOLAR PANELS TYPE, SIZE & ORIENTATION TO BE AGREED. PLOT SPECIFIC

TYPE 55
TERRACE END
BEDROOM ALLOCATION 3B/5P
2 STOREY
FLOOR AREA: 958sqft/89.0m² (GIFA)

M 1:100

0 1 2 3 4 5 6 7 8 9 10 (m)

TYPE 55 - TERRACE END - PLANS & ELEVATIONS 1:100 @ A3

BARRATT HOMES

idP ARTNERSHIP
IAN DARBY PARTNERSHIP
NORTHERN

MATERIAL KEY

- FACING BRICKWORK
- TIMBER CLADDING
- TILE HANGING

FRONT ELEVATION

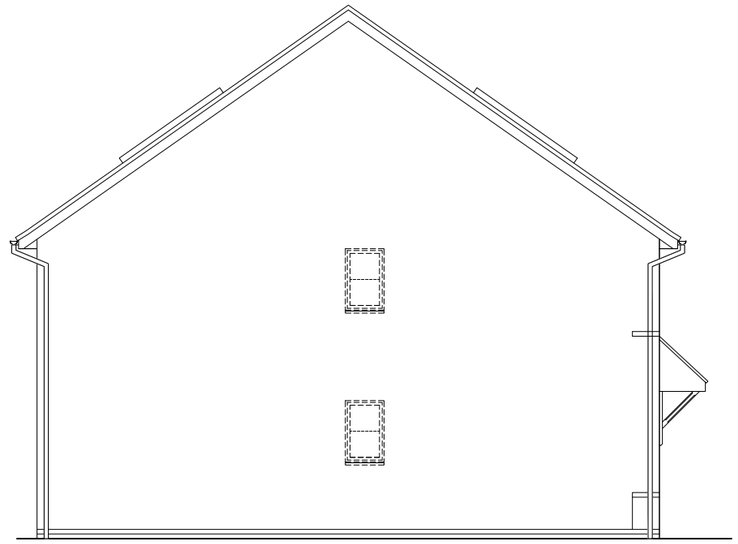

SIDE ELEVATION

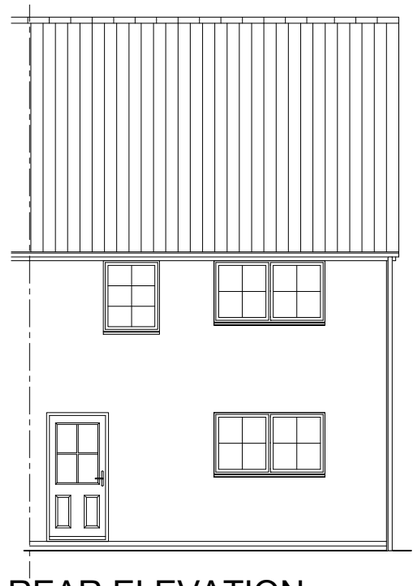

REAR ELEVATION

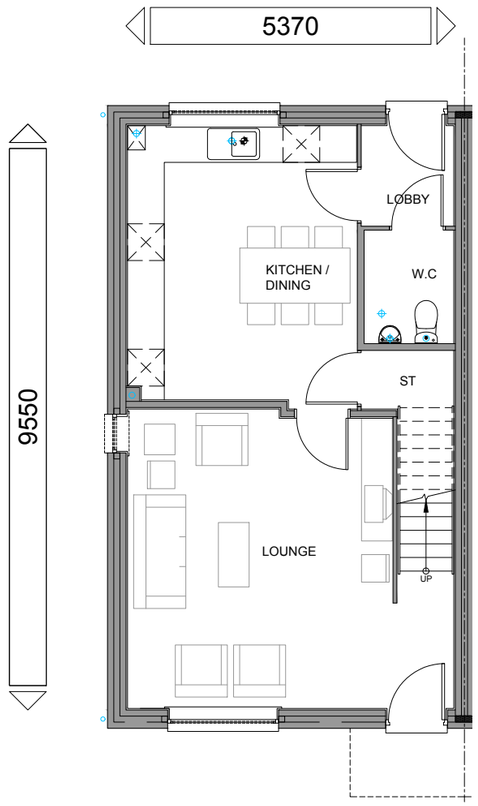

GROUND FLOOR PLAN

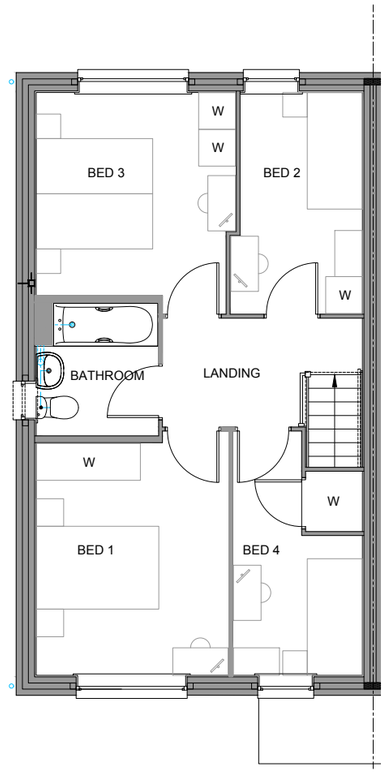

FIRST FLOOR PLAN

PLOT NUMBERS:
AS: 128
OPP:

NOTE: ALL FLUES, METERS & EXTRACT POSITIONS TO BE CONFIRMED.

SOLAR PANELS TYPE, SIZE & ORIENTATION TO BE AGREED. PLOT SPECIFIC

TYPE 54
TERRACE END
BEDROOM ALLOCATION 4B/6P
2 STOREY
FLOOR AREA: 1104sqft/102.6m² (GIFA)

TYPE 54 - TERRACE END - PLANS & ELEVATIONS 1:100 @ A3

BARRATT HOMES

idP ARTNERSHIP
IAN DARBY PARTNERSHIP
NORTHERN

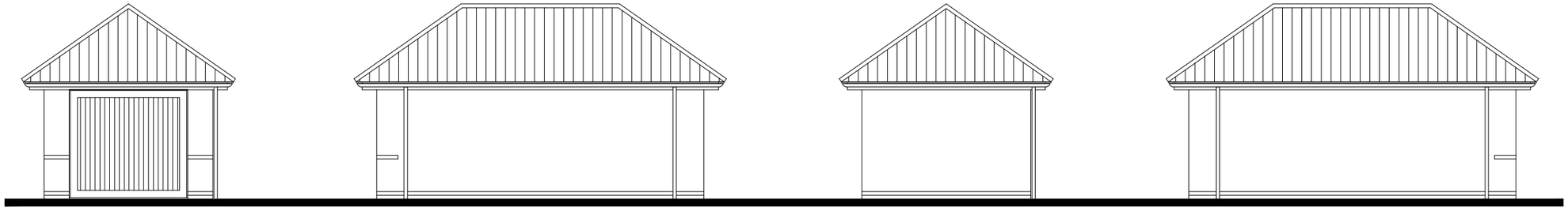

FRONT ELEVATION SIDE ELEVATION 1 REAR ELEVATION SIDE ELEVATION 2

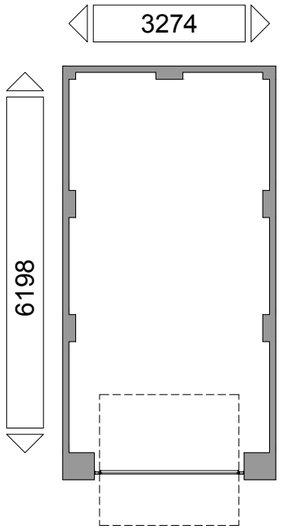

GROUND FLOOR PLAN

M 1:100

0 1 2 3 4 5 6 7 8 9 10 (m)

SINGLE GARAGE PLANS & ELEVATIONS 1:100 @ A3

DAVID WILSON HOMES
WHERE QUALITY LIVES

BARRATT HOMES

idP ARTNERSHIP
IAN DARBY PARTNERSHIP
NORTHERN

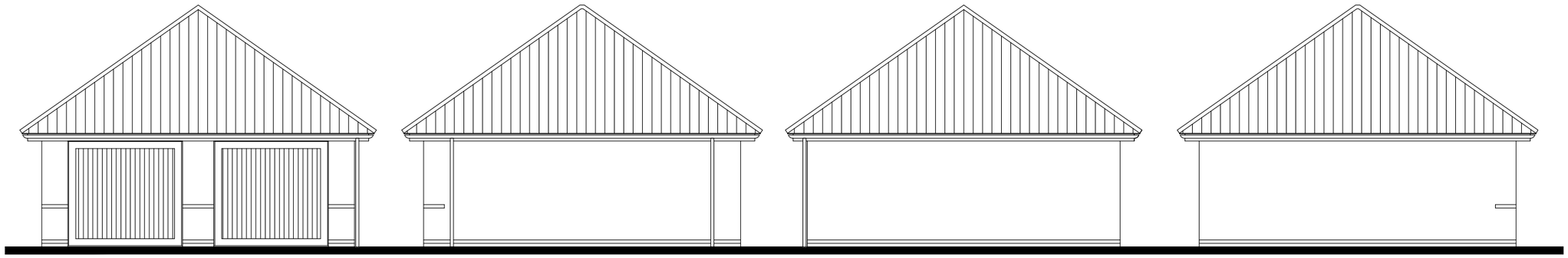

FRONT ELEVATION

SIDE ELEVATION 1

REAR ELEVATION

SIDE ELEVATION 2

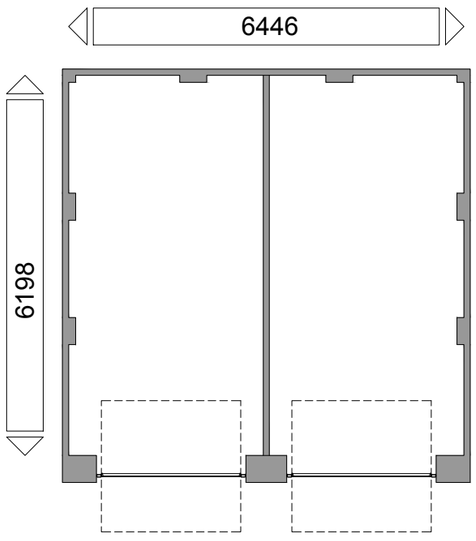

GROUND FLOOR PLAN

M 1:100

0 1 2 3 4 5 6 7 8 9 10 (m)

TWIN GARAGE - PLANS & ELEVATIONS 1:100 @ A3

DAVID WILSON HOMES
WHERE QUALITY LIVES

BARRATT HOMES

idPARTNERSHIP
IAN DARBY PARTNERSHIP
NORTHERN

Side Elevation 1:100 | Front Elevation 1:100 | Side Elevation 1:100 | Rear Elevation 1:100

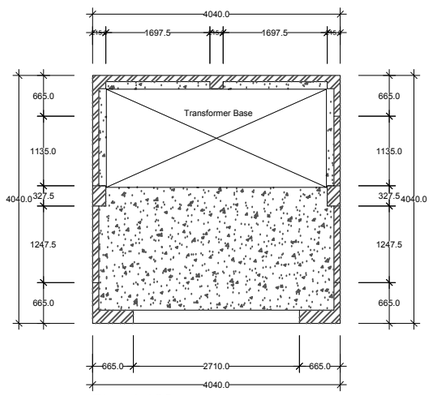

Plan 1:100

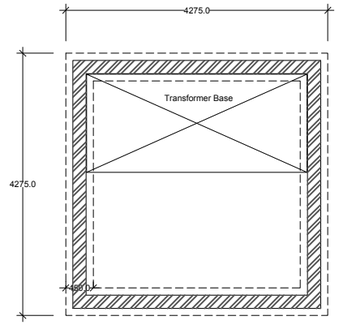

Foundation Plan 1:100

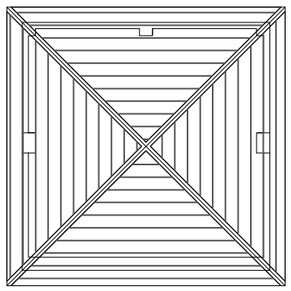

Roof Plan 1:100

M 1:100

0 1 2 3 4 5 6 7 8 9 10 [m]

SUBSTATION - PLANS & ELEVATIONS 1:100 @ A3

DAVID WILSON HOMES
WHERE QUALITY LIVES

BARRATT HOMES

idp PARTNERSHIP
IAN DARBY PARTNERSHIP
NORTHERN