Arboricultural Consultant: Kim Gifford
The Chestnuts, Mill Lane, Runcton, Chichester PO20 1PP.
kim@treetesting.com
0783148456

Tree Report
Pine Lodge, 23 Mengham Lane, Hayling Island.

1.1 Report date: 10th August 2020 by Mr. Kim Gifford, undertaken in the area of test and at the time of inspection.

Inspection:

(See Plan original annotation from previous inspection, Havant Council notes on plan with TPO numbers, note some trees have no TPO numbers, however a recheck would be advisable. Before any works are undertaken.)

T19 (TPO T13) Monterey Pine (Pinus radiata)
Diameter 1m Height 25> Crown Spread 10m
Physiological Condition: Dying back in upper crown, low vitality, 5no. major dead branches.
Structural Condition: Exposed buttress roots on bank by main entrance.
Picus test: Shows sound timber at the base.
Recommendation: Remove all dead branches and continue to monitor on a 2 year cycle.

T18 (TPO T14) Monterey Pine (Pinus radiata)
Diameter 1m Height 25> Crown Spread 10m
Physiological Condition: Normal.
Structural Condition: High upper crown. Extensive limbs over hanging the road.
Picus test: Not required at this time.
Recommendation: Remove dead branches, reduce over extended branches on roadside by 2m-3m and continue to monitor on a 2 year cycle.

T17 (TPO ?) Monterey Pine (Pinus radiata)
Diameter 1m Height 25> Crown Spread 10m
Physiological Condition: Normal.
Structural Condition: Extensive limbs over hanging the road.
Picus test: Not required at this time.
Recommendation: Remove dead branches, reduce over extended branches on roadside by 2m-3m and continue to monitor on a 2 year cycle.

T13 (TPO T18) Monterey Pine (Pinus radiata)
Diameter 1m Height 25> Crown Spread 10m
Physiological Condition: Normal.
Structural Condition: Leaning towards road. Extensive limbs over hanging the road.
Picus test: Shows sound timber at the base.
Recommendation: Remove dead branches, reduce over extended branches on roadside by 2m-3m and continue to monitor on a 2 year cycle.

T12 (TPO T19) Monterey Pine (Pinus radiata)
Diameter 1m Height 25> Crown Spread 10m
Physiological Condition: Normal.
Structural Condition: High Crown. Main union at 3m
Picus test: Not required at this time.
Recommendation: Remove dead branches, and continue to monitor on a 2 year cycle.

T11 (TPO ?) Oak (Quercus robur)
Diameter 45m Height 10> Crown Spread 6m
Physiological Condition: Normal.
Structural Condition: Normal
Picus test: Not required at this time.
Recommendation: Selective reduction reduce by 1m from house shape crown to balance.

T8 (TPO T22) Oak (Quercus robur)
Diameter 45m Height 10> Crown Spread 6m
Physiological Condition: Normal.
Structural Condition: Normal
Picus test: Not required at this time.
Recommendation: Selective reduction reduce by 1m from house shape crown to balance.

T6 (TPO ?) Oak (Quercus robur)
Diameter 60m Height 10> Crown Spread 6m
Physiological Condition: Normal.
Structural Condition: Normal
Picus test: Not required at this time.
Recommendation: Main union defective inclusion at 3m, reduce stem to relive stress, reduce overall by 2m-3m.

T5 (TPO ?) Lombardy Poplar (Populus italica lombardii)
Diameter 60m Height 18m> Crown Spread 6m
Physiological Condition: Normal.
Structural Condition: Regrown pollard
Picus test: Not required at this time.
Recommendation: Remove regrowth back to original pollard point to avoid branch snap out.

1.2 Method: using Picus software Q74std, 10 modules in accordance with manufacturers manual. *Visual Tree inspection references, Principles of Tree Hazard Assessment and Management by David Lonsdale and The body language of trees by Claus Mattheck and Helge Breoer. The Arboricultural Association guidance note 7 tree surveys a guide to good practice. Lantra award Professional tree inspection.*

1.3 Instruction: I Kim Gifford Arboricultural Consultant (see profile page 7)

My brief is to carry out decay detection/assessment using a Picus Sonic Tomograph tests at: Pine Lodge, 23 Mengham Lane, Hayling Island.

The test will involve taking readings at an appropriate level determined by the requirements of the specimen defect. I am to make recommendations on the immediate and future management of the subject trees based on the test findings.

1.4 Background: I understand that there has been concerns about the safety of this specimen. As a result of this inspection above, it was felt that further investigation was required to determine the extent of decay so that he could make an informed decision on the future management.

1.5 Picus Test Methodology:

The method of decay detection is based on the fact that solid wood is a better sound wave conductor than wood that is decayed or structurally damaged. The Picus Sonic Tomograph consists of a set of sensors which are strategically placed around the area of the tree previously identified as potentially having decay or a structural fault. Each sensor is connected to a nail which is tapped through the bark into contact with the wood. This process is virtually non-invasive to the tree's system. The sensors are connected by a data cable to a power supply and laptop computer. Each nail is tapped in turn and the sound wave flight paths are measured by each of the sensors. The test data is compiled by the Picus system software algorithm into a matrix of collected values. This results in a dense network of sound velocities through a cross-section.

The velocity of sound through wood depends on the degree of elasticity and density of the material. Tree damage such as white rot, brown rot, soft rot, cavities, and cracks reduce the elasticity and density of the wood.

The data from the sensors is translated by the computer software into a representative colour tomographic image of the cross-section of the tree. This tomogram gives information about the presence of decay, cavities, and faults in the tree. Features such as remaining wall thickness, the opening angle of cavities and percentage of solid, decayed or altered wood can be measured by the computer.

Final analysis of the tomogram has been undertaken to see the following recommendation below. *Note: All recommended works should be undertaken in accordance with British Standard Institutes Recommendations for Tree Works B.S.3998:2010*

1.6 T19 Monterey Pine (Pinus radiata)
Test undertaken in fine weather conditions.

Test 1 @ level: 60cms approximately from ground level.

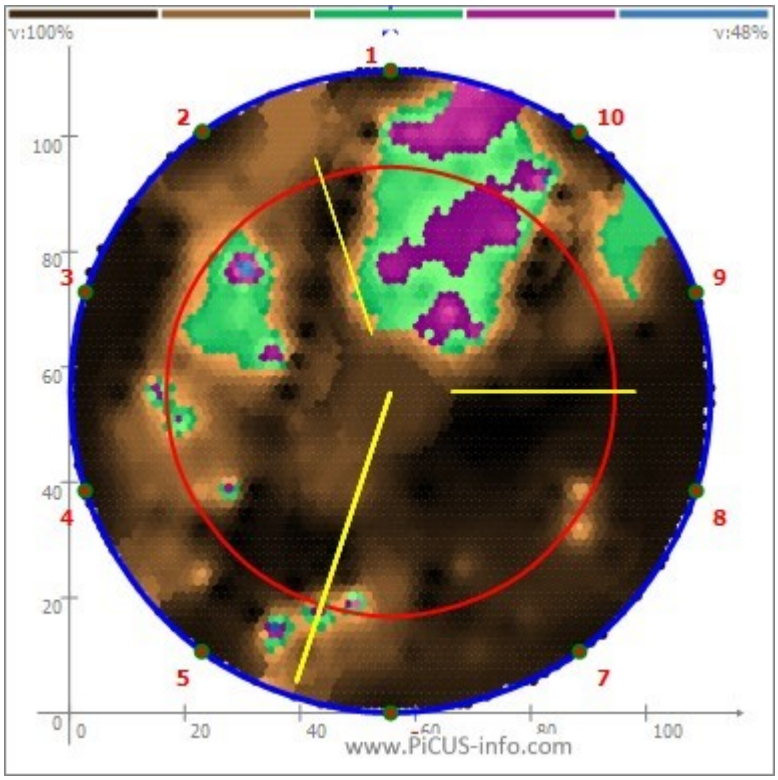

Test point 1 orientation North.

Picus Test Analysis:
The measuring point readings give evidence of high sound velocities overall in the area of test representation showing as sound timber. The tomographic images shown above has a percentage amount of altered timber. With reference to the 'colour chart see figure 2', the slower sonic speed of sound is represented by three bands of data representation blue/violet/white being the slowest altered/decayed timber, green being faster altered timber, brown being fast sonic-speeds solid timber.

(see Picus sonic representation chart figure 2).

The resulting Picus test is of acceptable limits in relation the altered timber. This ratio called a 'trunk ratio' TR (*reference Claus Mattheck*) has been calculated to be a guideline in terms of stability and rigidity of cylindrical structure. Although a debated theory in arboriculture in general terms the TR of 30% is an average.

1.7 Recommendation:

Remove all dead branches and continue to monitor on a 2 year cycle.

1.8 T13 Monterey Pine (Pinus radiata)
Test undertaken in fine weather conditions.

Test 1 @ level: 30cms approximately from ground level.

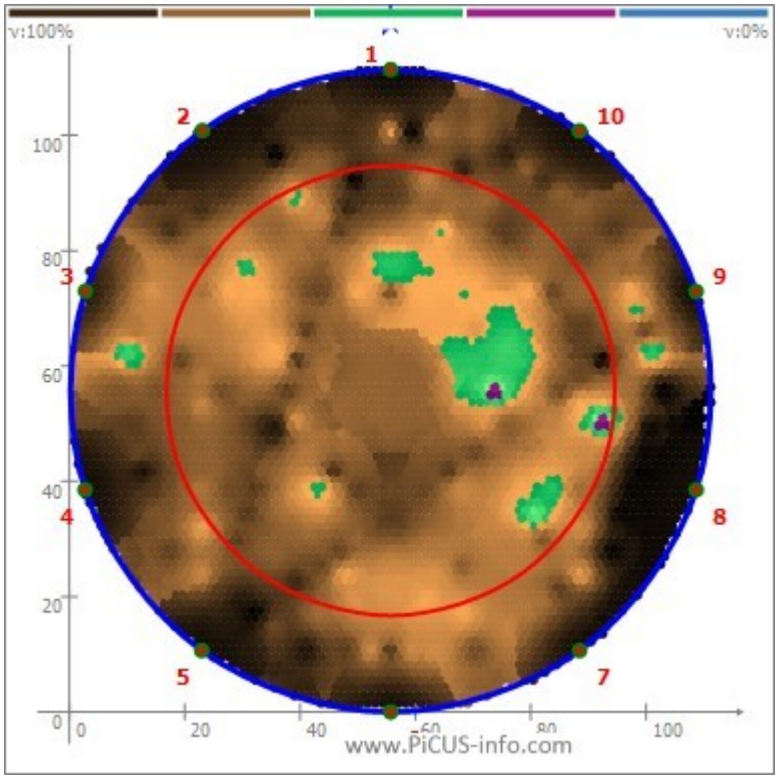

Test point 1 orientation North.

Picus Test Analysis:
The measuring point readings give evidence of high sound velocities overall in the area of test representation showing as sound timber. The tomographic images shown above has a percentage amount of altered timber. With reference to the 'colour chart see figure 2', the slower sonic speed of sound is represented by three bands of data representation blue/violet/white being the slowest altered/decayed timber, green being faster altered timber, brown being fast sonic-speeds solid timber.

(see Picus sonic representation chart figure 2).

The resulting Picus test is of acceptable limits in relation the altered timber. This ratio called a 'trunk ratio' TR (*reference Claus Mattheck*) has been calculated to be a guideline in terms of stability and rigidity of cylindrical structure. Although a debated theory in arboriculture in general terms the TR of 30% is an average.

1.9 Recommendation:

Remove dead branches, reduce over extended branches on roadside by 2m-3m and continue to monitor on a 2 year cycle.

7.13.1. Tomogram colours

To display different acoustic conductivity of wood, the PiCUS program uses set colours, assigning one colour to each point of the tomograph. Areas of high velocity are represented in black or dark brown. Areas of low velocity appear in violet, white or blue, and these are the areas that indicate problems. Green areas mark those sections which could not be classified as being either fast or slow, and these areas must be interpreted together with the overall damage.

The colour scale (black, brown, green, violet, blue, white) ranges from 100% velocity (brown) to the slowest velocity (blue). Colours are switched as specific special trigger levels to show the differences, as shown in the following sketch (not drawn to scale):

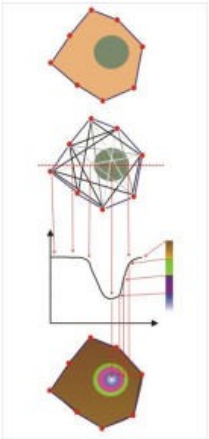

← Plan of a tree with a decayed area

← Theoretical lines of the sonic signals

← Velocities along the red line and their associations with the colour scale

← The tomogram produced

There are three main colour groups to be considered:

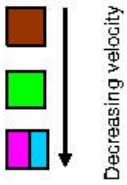

1. black / brown
2. green
3. violet / blue / white

The colours violet, blue, and white should be treated as a single class. There is a function to shut off the blue and white colours and present these areas in violet only.

Warning!
In order to read a tomogram correctly, you need **sound knowledge of trees and their diseases**, and you must be familiar with the **working principles of measuring instruments**. DO NOT fell a tree based solely on a tomogram reading. You must first analyse all possible reasons for slow acoustic conductivity, and you will have to apply different investigative methods as needed.

Unfortunately, the results of sonic measurements cannot give information about the exact type of structural loss in a tree. This means a tomogram does not tell us if the violet or blue areas are caused by a cavity, a crack, or by decay – it can only display the levels measured.

Figure 2 Image Colour Representation

Consultant Mr Kim Gifford: Profile

Prior to starting GTS Kim Gifford completed a 4-year apprenticeship in 1972 with the Royal Parks at Hampton Court Palace acquired City and Guilds Horticulture and Arboriculture. In addition to these qualifications Kim Gifford continued his professional development by attending seminars, conferences, studying for the professional diploma and foundation degree in Arboriculture. Further work experience during pre-business period included sub-contracting for Arb. Companies. Work as a lead Arborist for London Borough of Ealing and Arborist in Berlin Germany.

Kim Gifford t/a Gifford Tree Service started trading as a sole trader in 1980 and in 1985 became a partnership. The company specialises in all aspects of Arboriculture. From 2007 Kim Gifford now again, trades as a sole trader in his own right. In 1988 Kim Gifford became an approved contractor with Arboricultural Association after a comprehensive assessment and reassessments in 2002/2007 Kim Gifford served on committees of the Arboricultural Association for 10 years and became the National Chairman of the Arboricultural Association in 2001. Kim Gifford is now an honorary member of the Arboricultural Association.

Kim Gifford personally undertakes Picus sonic decay tests for local authorities and other Arboricultural contractors all over the Southern area of England. Kim Gifford owns the Picus equipment treetesting.com for 13 years and completed over 3000 tests, so he has considerable experience in the analysis of the tomographic images. He provides this service to complement other consultant reports, this is combined with my 42 years' knowledge in Arboriculture.

The whole Picus system has been updated and maintained to the recent Picus manufactures improvements.

Kim Gifford has undertaken many Tree Surveys including Mortgage reports and BS5837 surveys to meet planning authorities' requirements during development proposals plus Tree Preservation applications and planning inspectorate appeals.

Kim Gifford was certificated recently by Lantra training awards with Professional Tree Inspection Certificate 30th November 2013 and Arboricultural Association Certificate BS5837 – Advanced Tree Assessment for Planning 4th May 2016.

Kim Gifford also provides quotations for recommended works, Risk Methods Statements, Health & Safety Policies, Site Specific procedures operation supervision and management services.

Kim Gifford
Arboricultural Consultant

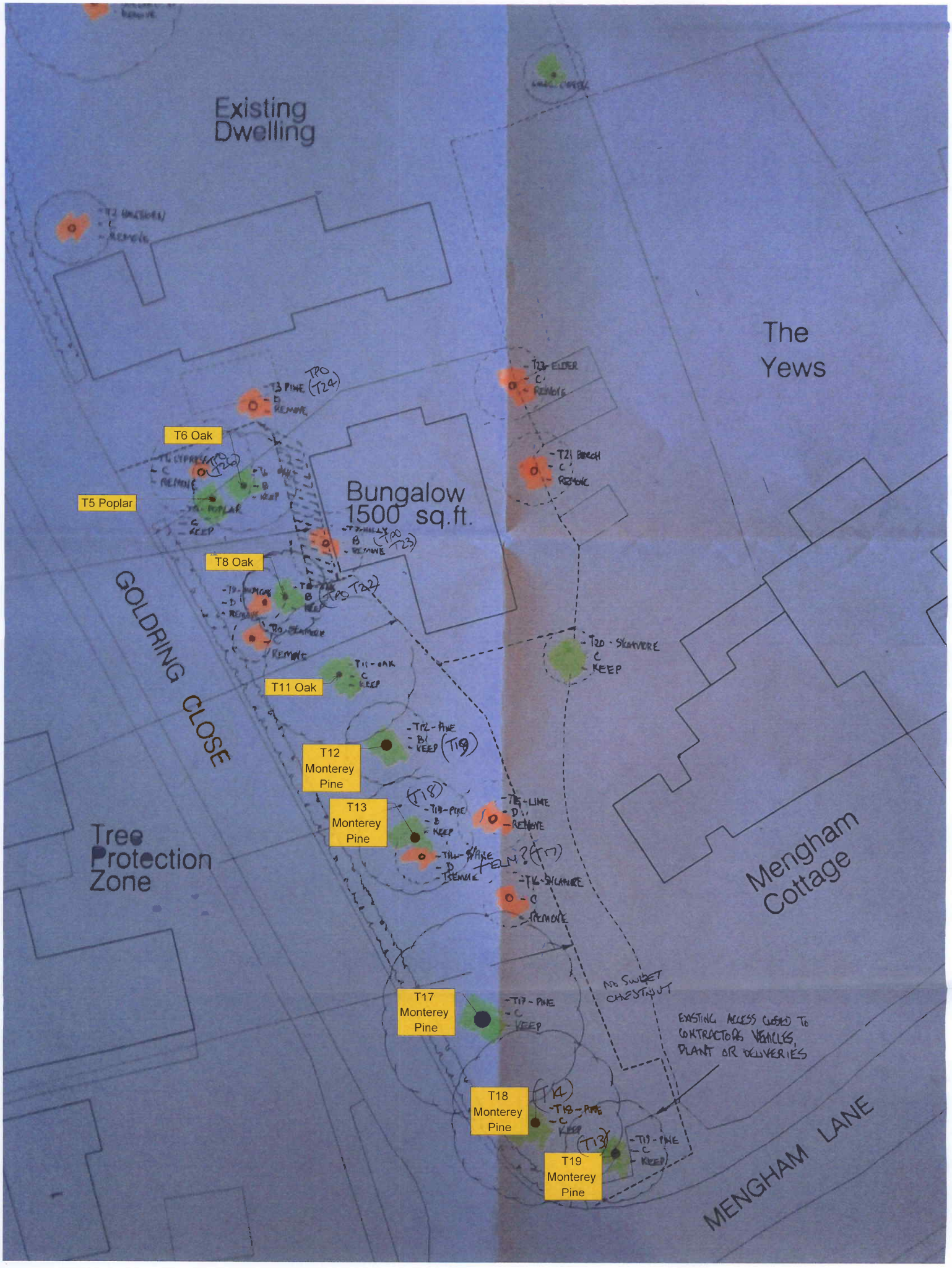

Existing Dwelling
The Yews
Bungalow 1500 sq.ft.
T6 Oak
T5 Poplar
T8 Oak
T11 Oak
T12 Monterey Pine
T13 Monterey Pine
T17 Monterey Pine
T18 Monterey Pine
T19 Monterey Pine
GOLDRING CLOSE
Tree Protection Zone
Mengham Cottage
MENGHAM LANE
NO SWEET CHESTNUT
EXISTING ACCESS CLOSED TO CONTRACTORS VEHICLES, PLANT OR DELIVERIES