Flood Risk Assessment and SUDS Strategy

Langstone Technology Park,
Langstone Road,
Havant,
PO9 1SA

2nd July 2019

Ref: 8/1982

Prepared on Behalf of:

AG Langstone B.V and

Trinity Investment

Management

Clancy Consulting Limited
19 Upper King Street
Norwich
NR3 1RB

t: +44 (0)1603 305190
e: enquiries@clancy.co.uk
www.clancy.co.uk

FLOOD RISK ASSESSMENT
Langstone Technology Park, Langstone Road, Havant, PO9 1SA

Report Reference: 8/1982

Prepared for: AG Langstone B.V and Trinity Investment Management

Prepared by: Clancy Consulting Limited
19 Upper King Street
Norwich
Norfolk
NR3 1RB

Revision List

REVISION	REASON FOR ISSUE	DATE OF ISSUE
A	Issue for Planning	28th June 2019
B	Updated to Comment	1st July 2019
C	Updated to Comment	2nd July 2019

Prepared by: **Charles Hardingham B.Eng (Hons)**
Civil/Structural Engineer

Charlie Neville
Technician
for and on behalf of CLANCY CONSULTING LTD

Checked by: **Lee Philbrock BSc (Hons)**
Civil/Structural Engineer
for and on behalf of CLANCY CONSULTING LTD

Approved by: **Greg Scott B.Eng.(Hons), C.Eng., M.I.Struct.E**
Director
for and on behalf of CLANCY CONSULTING LTD

CAVEAT

This document has been prepared for the titled project, or named part thereof, and should not be relied upon or used for any other project or part as the case may be, without an independent check being made on it. Clancy Consulting shall not be liable for the consequences of using this document other than for the purpose for which it was commissioned, and any user and any other person using or relying on this document for such other purpose, agrees and will be such use or reliance be taken to confirm this agreement to indemnify Clancy Consulting for all loss or damage resulting therefrom

TABLE OF CONTENTS

1.0 INTRODUCTION 4
2.0 STRUCTURE OF THE REPORT 7
3.0 SITE DESCRIPTION 8
4.0 FLOOD POTENTIAL 9
5.0 DRAINAGE 12
5.1 EXISTING DRAINAGE 12
5.2 PROPOSED DRAINAGE 13
6.0 NPPF AND LOCAL POLICY 21
7.0 CONCLUSIONS AND RECOMMENDATIONS 22

TABLE OF FIGURES

Figure 1 - Risk of Flooding from Rivers and Seas (EA) 6
Figure 2 - Site Location Plan (Google Maps) 8
Figure 3 - Risk of Flooding from Surface Water (EA) 10
Figure 4 - Risk of Flooding from Reservoirs (EA) 11
Figure 5 - Existing Public Sewer Plan (Southern Water) 12
Figure 6 – EA River map 13
Figure 7 – Development areas, 1 to 4 16
Figure 8 – SuDS Manual extract 18

APPENDICES

Appendix A Proposed Development Plans
Appendix B Topographic and CCTV Survey
Appendix C Existing Drainage
Appendix D Drainage Calculations
Appendix E Proposed Drainage Strategy
Appendix F Borehole Logs
Appendix G Operation and Maintenance

1.0 INTRODUCTION

1.1 General

1.1.1 This report has been prepared on instructions received from AG Langstone BV and Trinity Investment Management.

1.1.2 This report relates to the proposed works at Langstone Technology Park, Havant to reconfigure the existing building '1000', add new areas of car parking along with construction of 12 No. units on the South West of the site.

1.1.3 This report sets out the results of a flood risk assessment required in support of a planning application for this development. The assessment has been carried out in accordance with the general principals set out in National Planning Policy Framework, Technical Guidance to the National Planning Policy Framework published in March 2012 and Planning Practice Guidance May 2019, Flood risk last updated in March 2014.

1.1.4 This report is prepared solely for the benefit of the Client. This report may not be assigned without prior written permission from Clancy Consulting.

1.2 Background Information

1.2.1 In 2001 the Department for Transport Local Government Regions (DTLR) published Planning Policy Guidance Note 25 (PPG25), which explains how flood risk should be taken into consideration during the planning and development process.

PPG25 was replaced by Planning Policy Statement 25: Development and Flood Risk published in March 2010. This latest Policy Statement has been introduced to place more emphasis on the increased flood risk from climate change.

PPS25 specifies a sequential test which local planning authorities should apply to all future proposed development sites. An exception test may also be applied to provide a method of managing flood risk while still allowing necessary development to occur.

In Feb 2019, the Government released a revised National Planning Policy Framework (NPPF) aiming to make the planning system less complex and more accessible, to protect the environment and promote sustainable growth.

NPPF accompanied with the Technical Guidance published also in March 2012 supersedes PPS25 although the principles set out in the new publication remain similar in terms of the flood risk aspect. The flood risk Practice Guide was published on-line in March 2014.

1.2.2 The following zones define the levels of flood risk:

Zone 1: Low Probability.
This zone comprises land assessed as having a less than 1 in 1000 annual probability of river or sea flooding in any one year. (<0.1%)

Zone 2: Medium Probability

This zone comprises land assessed as having between 1 in 100 and 1 in 1000 annual probability of river flooding (1%-0.1%) or between a 1 in 200 and 1 in 1000 annual probability of sea flooding (0.5% - 0.1%) in any year.

Zone 3a: High Probability

This zone comprises land assessed as having between 1 in 100 or greater annual probability of river flooding (>1%) or a 1 in 200 or greater annual probability of flooding from the sea (>0.5%) in any year.

Zone 3b: Functional Flood Plain

This zone comprises land where water has to flow or be stored in times of flood. Strategic Flood Risk Assessments should identify this zone.

1.2.3 As part of its general obligations under the Water Resources Act 1991, The Environment Agency has carried out surveys of its existing defences against flooding and has published a series of nationwide 'Indicative Floodplain Maps' based upon information from historic flood events and basic hydraulic modelling. In general terms, these maps give a good indication of the areas likely to be affected by flooding. More recently, the Environment Agency have published the 'Flood Map' on their website which is based on improved hydraulic modelling and detailed local data. The map highlights Zones 2 and 3 on the map with all other areas being Flood Zone 1.

1.2.4 The EA Flood Map for the area of the proposed development indicates that there is a small strip of land within flood zone 3 on the site. However, the majority of the development lies in an area of flood risk **zone 1 – low probability of flooding.**

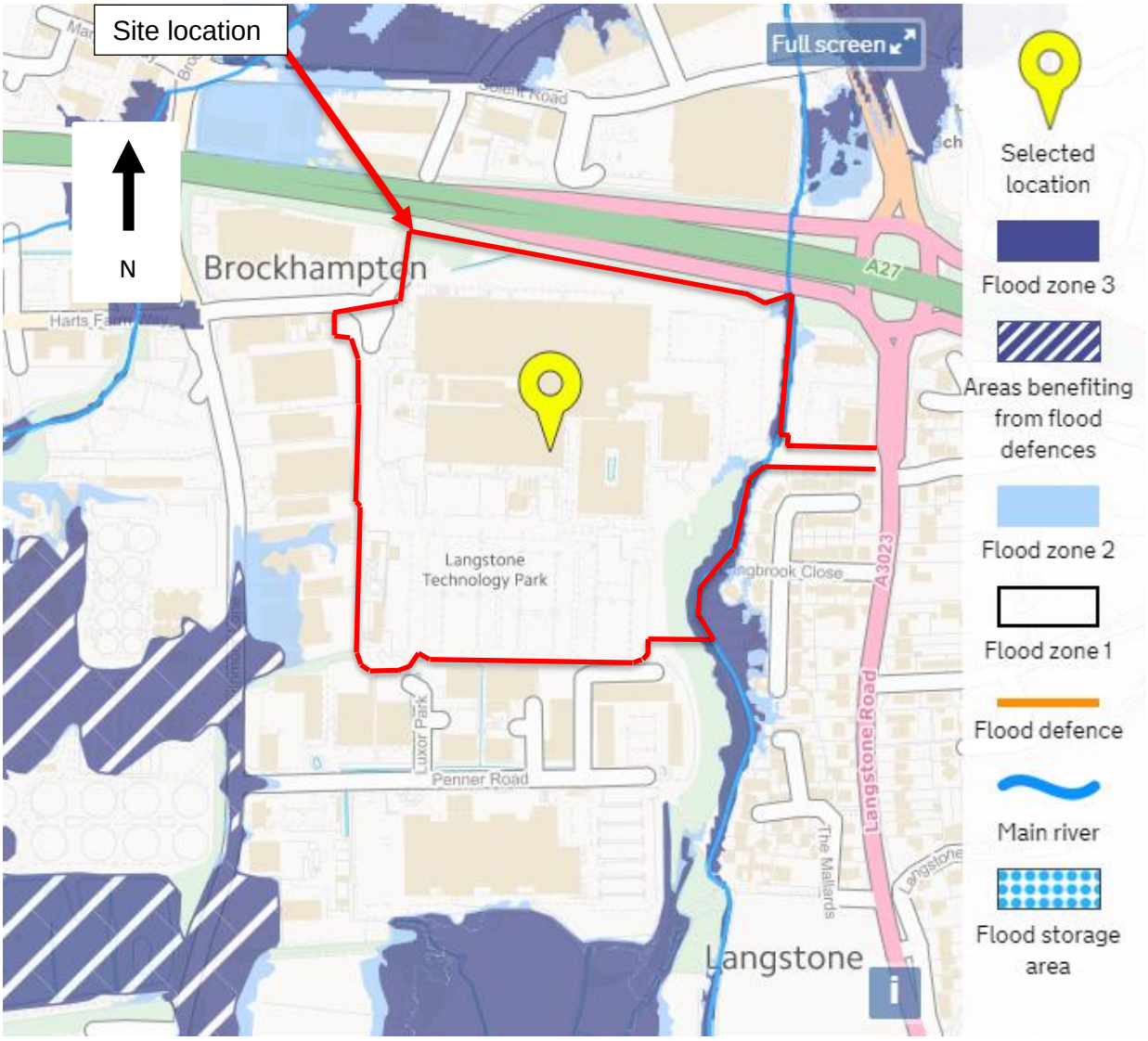

Figure 1 - Risk of Flooding from Rivers and Seas (EA)

2.0 STRUCTURE OF THE REPORT

2.1 The report has been structured to follow the general principals set out in the Technical Guidance published in March 2012.

2.2 The methodology for this FRA has comprised a desktop study and liaison with the Environment Agency (EA) and reference has also been made to relevant plans including plans showing the location of local sewers.

2.3 Sources of information

- Flood maps from the Environment Agency published online (EA)
- Havant Borough Council Strategic Flood Risk Assessment 2018
- British Geological Survey (BGS)
- Southern Water Asset Plan (SW)
- Preliminary Geo-environmental Risk Assessment (deltasimons May 2019)

3.0 SITE DESCRIPTION

3.1 Location

3.1.1 The site is located as detailed as below.

OS X (Eastings)	471279
OS Y (Northings)	105702
Nearest Post Code	PO9 1SA
Lat (WGS84)	N50:50:47 (50.846458)
Long (WGS84)	W0:59:20 (-0.988916)
LR	50.846458,-0.988916
National Grid	SU712057 / SU7127905702
mX	-110085
mY	6561024

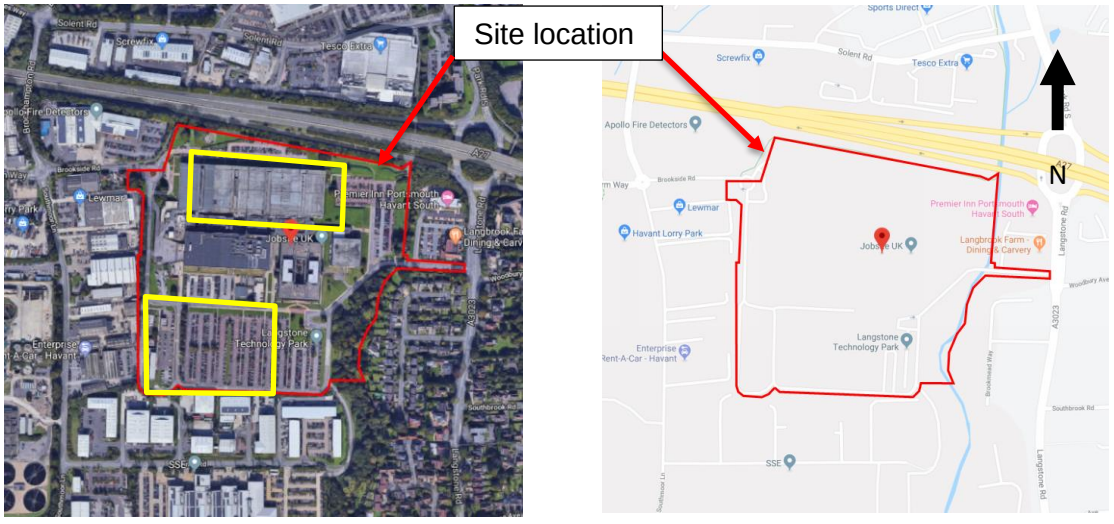

Figure 2 - Site Location Plan (Google Maps)

3.1.2 The overall site is approximately 425m long by 400m wide (17ha) and comprises of multiple large office and laboratory spaces hosting multiple businesses.

3.2 Development Proposals

3.2.1 The applicant seeks full planning permission for the part-demolition of Building 1000, installation of a new flank elevation to the East, a new elevation to the North of Building 4000 as a result of the aforementioned part-demolition of Building 1000, the erection of new buildings in flexible B1c, B2 and B8 use in the South-West corner of the site with associated parking; and the creation of new car parking areas and the rationalisation of existing parking areas.

4.0 FLOOD POTENTIAL

4.1 Development Proposal

4.1.1 The NPPF classification of this development is 'less vulnerable'.

4.2 Potential for Flooding

4.2.1 The site is located within a zone 1 area in terms of flooding from rivers and the sea.

4.2.2 There are, therefore, four potential sources of flooding at the site which will be addressed in more detail in this report, i.e.

(i) From surface water overland flow off site.

(ii) From high groundwater levels.

(iii) From artificial sources such as reservoirs.

(iv) From the surcharging of drains or sewers on the site.

4.3 Existing Historical Flooding Information

4.3.1 No record of historical flooding history of the site has been found in the Havant Borough Council Strategic Flood Risk Assessment.

4.4 Flood Risk Probabilities

(i) Flooding from Surface Water – Overland flow

4.4.1 During extreme rainfall events or due to poor drainage gully maintenance there will be times when gully capacity is exceeded which will lead to surface flow within the surrounding roads. Mapping for this form of flooding is shown on the Environment Agency web site.

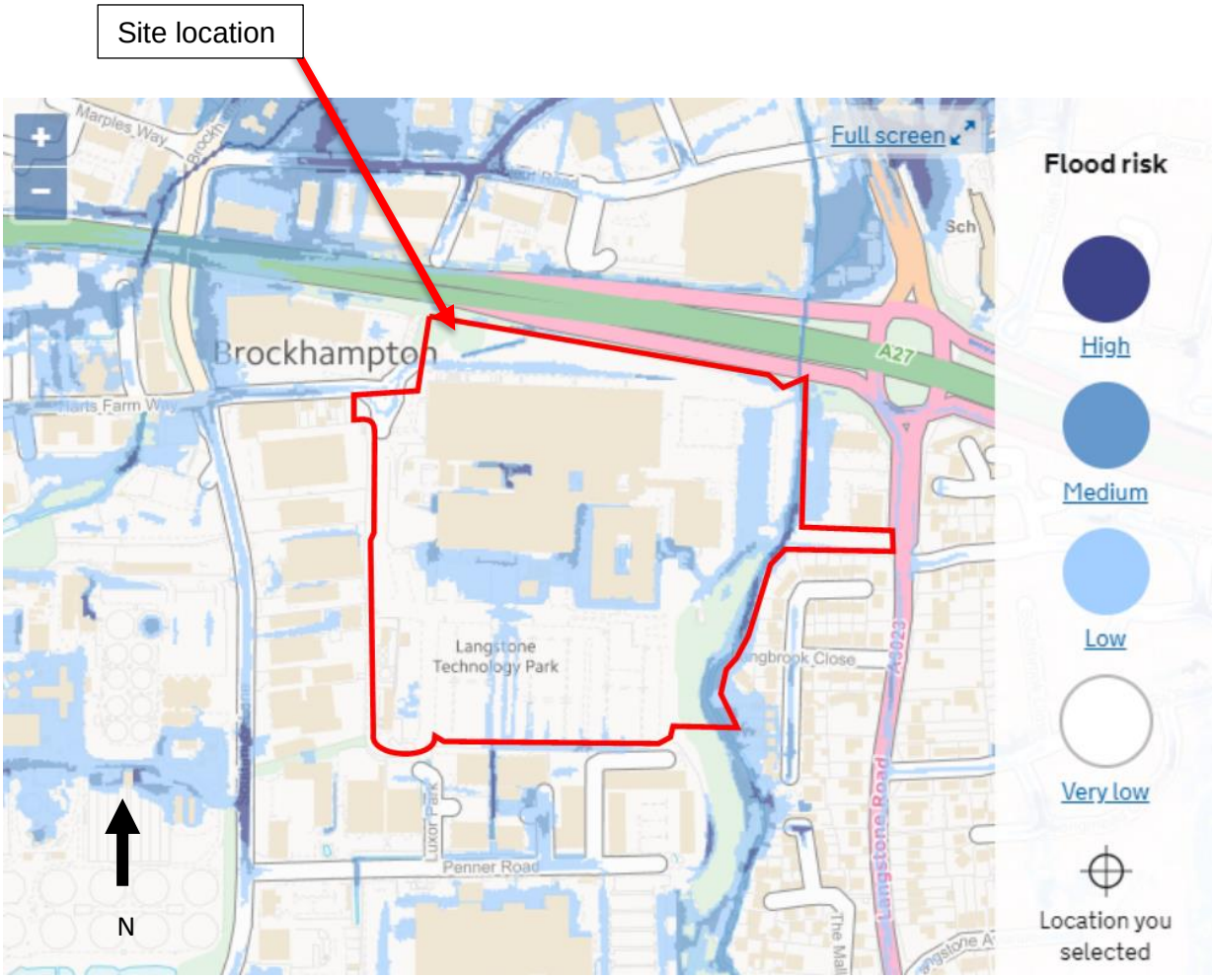

Figure 3 - Risk of Flooding from Surface Water (EA)

4.4.2 There is predicted to be various areas of low to medium risk of surface water flooding during extreme rainfall events on site, however the rest of the site is of very low risk up to the 0.1% probability event. **The Environment Agency classifies this site as low flood risk from surface water.**

4.4.3 As shown in Figure 3, the EA flood modelling anticipates that there is low potential for overland run off from the south of the development running north towards the existing buildings in the technology park. To mitigate this it is recommended that the new industrial units to be constructed on the car park have a minimal elevation raise. This elevation raise can be seen as provided on the architectural proposals.

(ii) Flooding from Groundwater

4.4.4 Geological records for this area indicate that the superficial geology consists of Alluvium (clay, sand, silt and gravel). The bedrock geology consists of Lewes Nodular Chalk, Seaford Chalk, Newhaven Chalk, Culver Chalk and Portsdown Chalk.

4.4.5 There are a number of historic borehole logs for the technology park. The boreholes indicate superficial deposits of clays and gravels overlaying firm chalk deposits. This is in line with expectations from British geological society maps. Ground water was encountered in the boreholes between approximately 1.35-2.25m. A summary of the boreholes can be found in Appendix F.

4.4.6 Based upon the desk study evidence above, **the risk of flooding due to ground water can be considered low for this proposed development.**

(iii) Flooding from Artificial Sources - Reservoirs

4.4.7 Artificial sources of flooding are potentially from man-made structures and infrastructure. The Environment Agency have modelled the potential effect of flooding from failures in retaining structures containing reservoirs.

4.4.8 It should be noted that reservoir flooding is extremely unlikely to happen. There has been no loss of life in the UK from reservoir flooding since 1925. All large reservoirs are inspected and supervised by reservoir panel engineers. As the enforcement authority for the Reservoirs Act 1975 in England, the Environment Agency ensure that reservoirs are inspected regularly, and essential safety work is carried out. **The risk of flooding from reservoirs at this site is extremely low.**

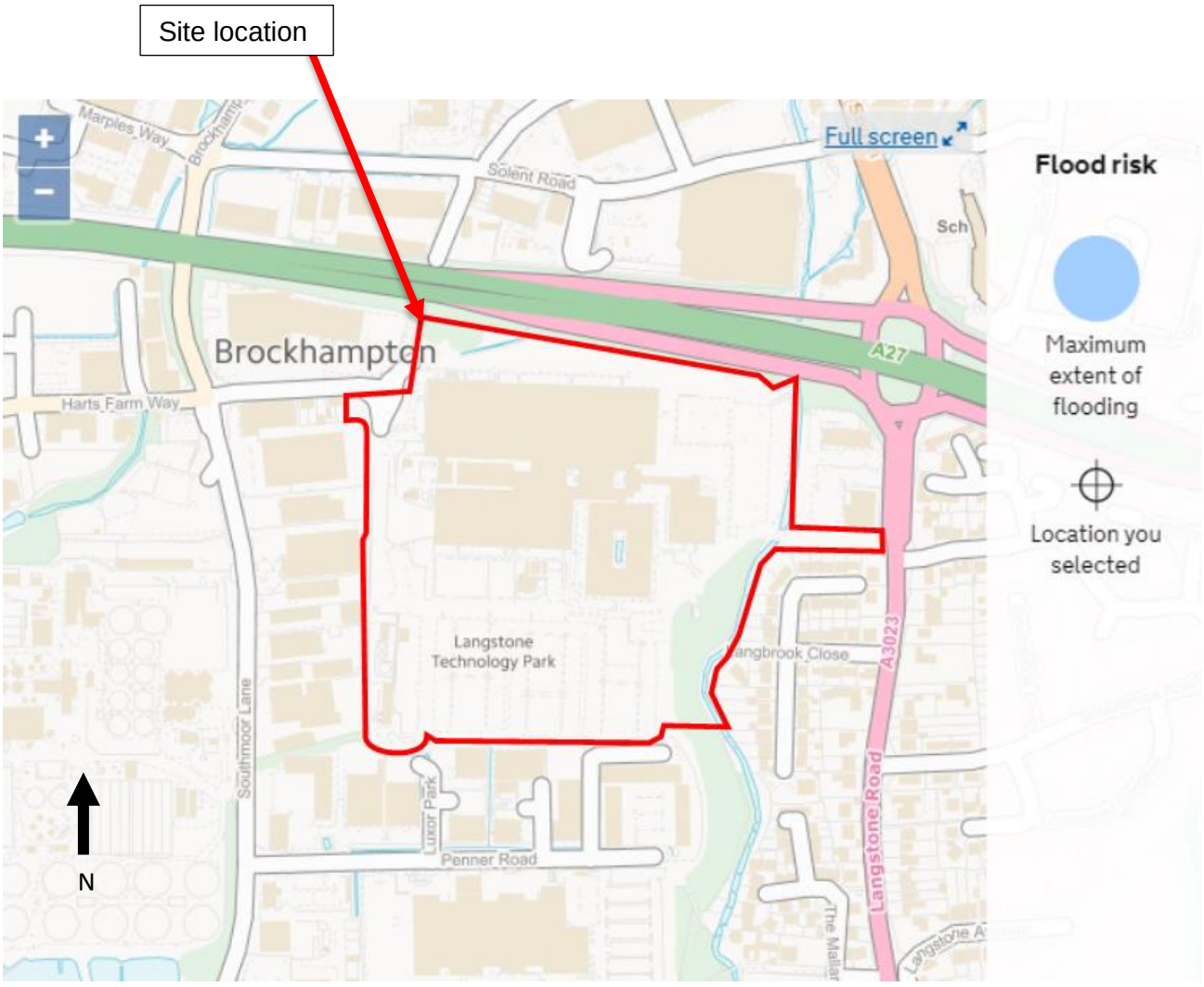

Figure 4 - Risk of Flooding from Reservoirs (EA)

(iv) Flooding from Drainage on site

4.4.9 Flooding could occur if the on-site drainage system becomes blocked or the rainfall event exceeds the design capacity. Details of the drainage system are discussed in Chapter 5.

5.0 DRAINAGE

5.1 EXISTING DRAINAGE

5.1.1 The Southern Water drainage mapping shows that there are adopted public drainage systems in the site. A large 600mm diameter foul sewer running from East to West through the centre of the site, 750mm diameter foul sewer running from East to West just north of the site and a 675mm diameter surface water sewer running from North to South along the western site boundary. Additional private drainage has been recorded in a CCTV survey.

5.1.2 The CCTV and Topographic survey undertaken at the site can be found in Appendix B.

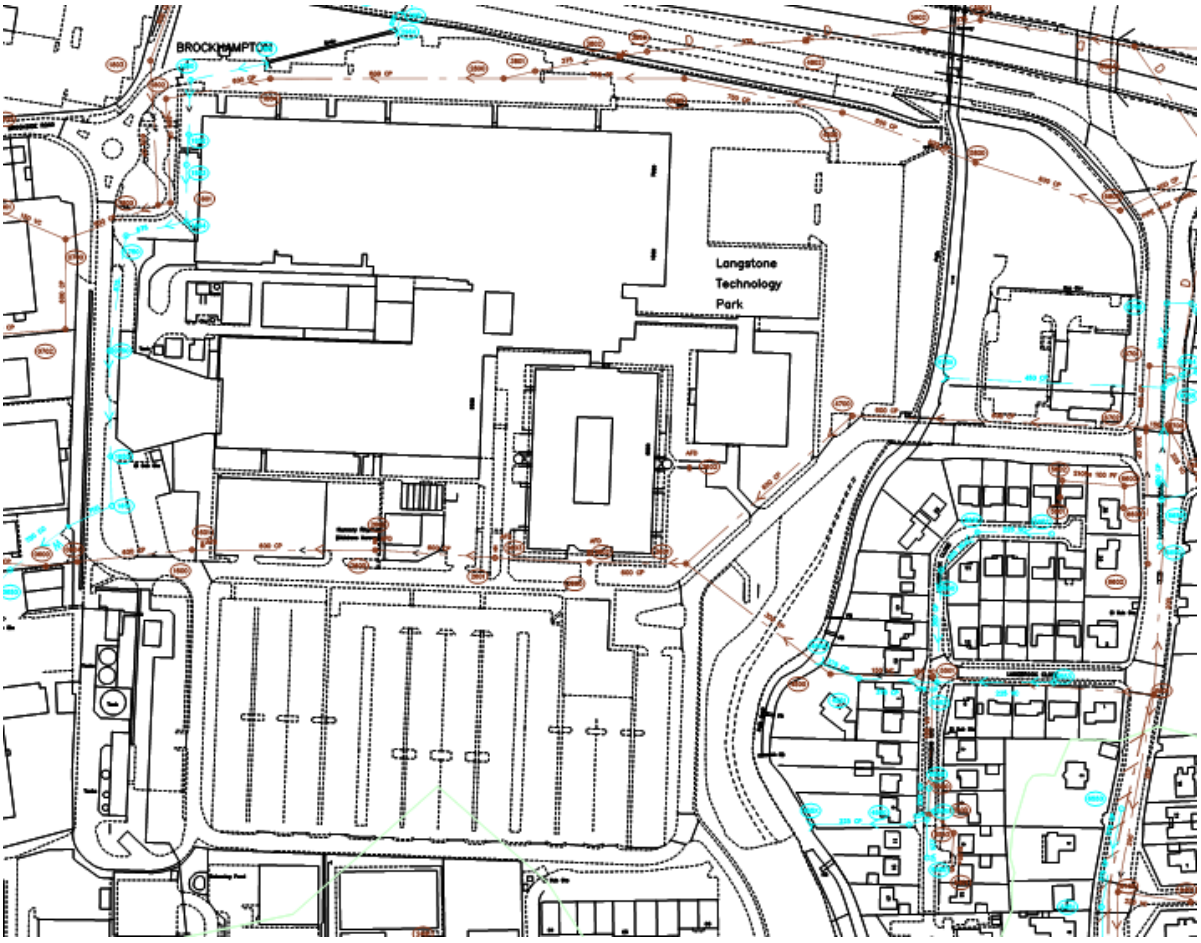

Figure 5 - Existing Public Sewer Plan (Southern Water)

5.1.3 The CCTV survey located a number of private drainage systems within the site. These can be found in Appendix B and are summarised on the proposed drainage strategy drawing found in Appendix E.

5.1.4 Surface water on the site north of the road bisecting the site drains via a 450mm surface water pipe discharging to the Environment Agency (EA) main river to the east of the site. Surface water drainage for the existing car park on the south of the site exits the site via 375mm diameter pipes heading south. A sketch summary of the CCTV survey overlaid on the proposed scheme can be found in Appendix C.

5.1.5 Foul water from the site connects to the existing adopted Southern Water mains foul sewers running through the site.

5.1.6 Information from the EA main river map indicates the river running along the east side of the site is a main river.

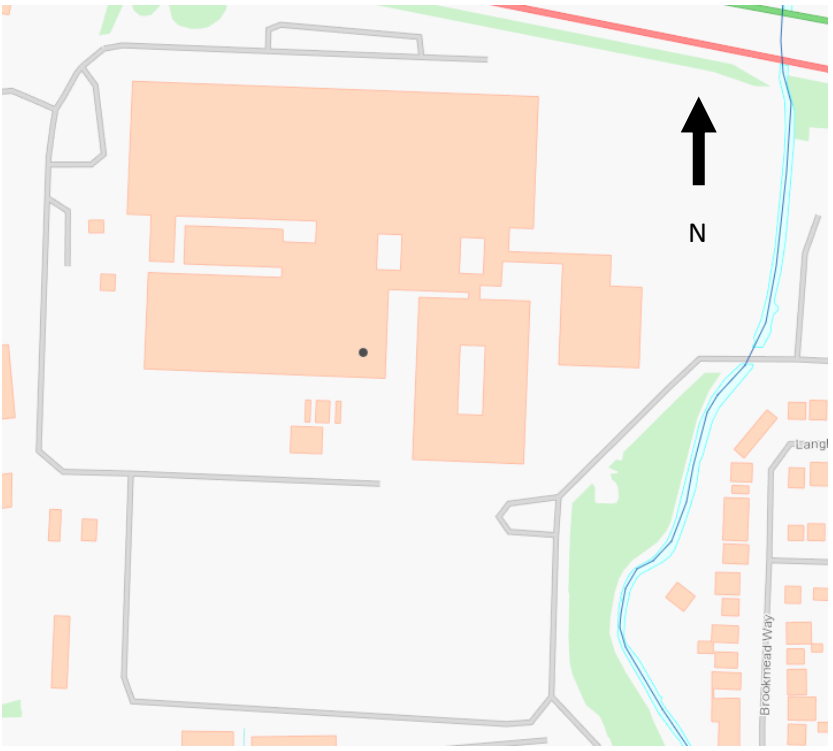

Figure 6 – EA River map

5.2 PROPOSED DRAINAGE

5.2.1 Surface Water Disposal Hierarchy

The disposal of surface water should be considered in the following order of priority;

1. Infiltration into the subsoil via soakaways or permeable paving.
2. Discharge to a water course or the sea.
3. Discharge to a surface water sewer.
4. Discharge to a combined sewer.

If it is not possible to discharge to a soakaway, surface water should be controlled with the use of Sustainable Drainage Systems (SuDS) and considered using the SuDS Hierarchy.

5.2.2 SuDS Hierarchy

	SUDS technique	Flood Reduction	Pollution Reduction	Landscape & Wildlife Benefit
Most Sustainable	Living roofs	✔	✔	✔
	Basins and ponds - Constructed wetlands - Balancing ponds - Detention basins - Retention ponds	✔	✔	✔
	Filter strips and swales	✔	✔	✔
	Infiltration devices - soakaways - infiltration trenches and basins	✔	✔	✔
	Permeable surfaces and filter drains - gravelled areas - solid paving blocks - porous paviors	✔	✔	
Least Sustainable	Tanked systems - over-sized pipes/tanks - storms cells	✔		

5.2.3 Disposal of Surface Water

Infiltration

At the time of writing infiltration test results are not available for the area. Infiltration via soakaways would be the primary discharge option for surface water if proven viable.

The current drainage does not discharge via infiltration, instead the northern area of the site discharges to a river east of the site while the south discharges via carrier pipe to an unknown location off site. Therefore it has been assumed, until proven otherwise, that infiltration is not viable.

Looking at historic borehole records available via the British Geological Society for the technology park, it is found that there is the potential for high groundwater. High groundwater levels are not preferable for soakaways as ground water fluctuates throughout the year and greatly reduce their efficiency if the soakaways are not at least 1m above the highest ground water level.

At detailed design stage a full ground investigation should be carried out including infiltration testing to establish if infiltration is viable.

Watercourse

As identified in Section 5.1, there is a main river located East of the developed site. If soakaways are found to not be viable then discharge into the watercourse is the next preferred option. Discussions have been undertaken with the Environment Agency (EA) via a phone conversation on 14/6/2019. The EA have stated that so long as the discharged surface water is ‘clean’ then there will not be a permit required for discharge to the main river.

Existing Sewer Connections

If permission for additional discharge into the main river is not granted then a connection to the existing adopted surface water sewers will be required.

5.2.4 SuDS Strategy - Control at Source.

One of the most effective means of reducing surface water flows and run-off is to control the rainfall at source with the use of increased soft landscaping, green roofs, and permeable paving.

Permeable paving has been proposed as an option in areas of low trafficked hardstanding. Permeable paving can be used to filter and improve water quality as well as provide a storage reservoir for storm water during extreme rainfall events. The main areas that permeable paving would be utilised in this development is the car parks. As a precautionary measure it would be advisable to only utilise permeable paving in the parking bays to avoid excessive wear on the surface. Permeable paving will not be viable in the heavy trafficked areas of the south-west of the site due to the proposed vehicle loading in the area.

It would not be advisable to utilise green roofs on this type of development due to the style and function of the proposed buildings.

Generally, the smaller, more isolated footpaths may drain directly into adjacent soft landscaping if permeable paving is not utilised.

5.2.5 Proposed Drainage

Any new drainage should be designed in accordance with the building regulations to allow for easy access for maintenance and blockage clearance.

<u>Runoff Rates (See Appendix D for calculations)</u>

The drainage areas have been split into four distinct areas as shown in Figure 7. The Havant Local Plan stipulates in section 3.5.b that run off rates should be below the pre-development rate, or, if not possible show no increase compared to predevelopment rates.

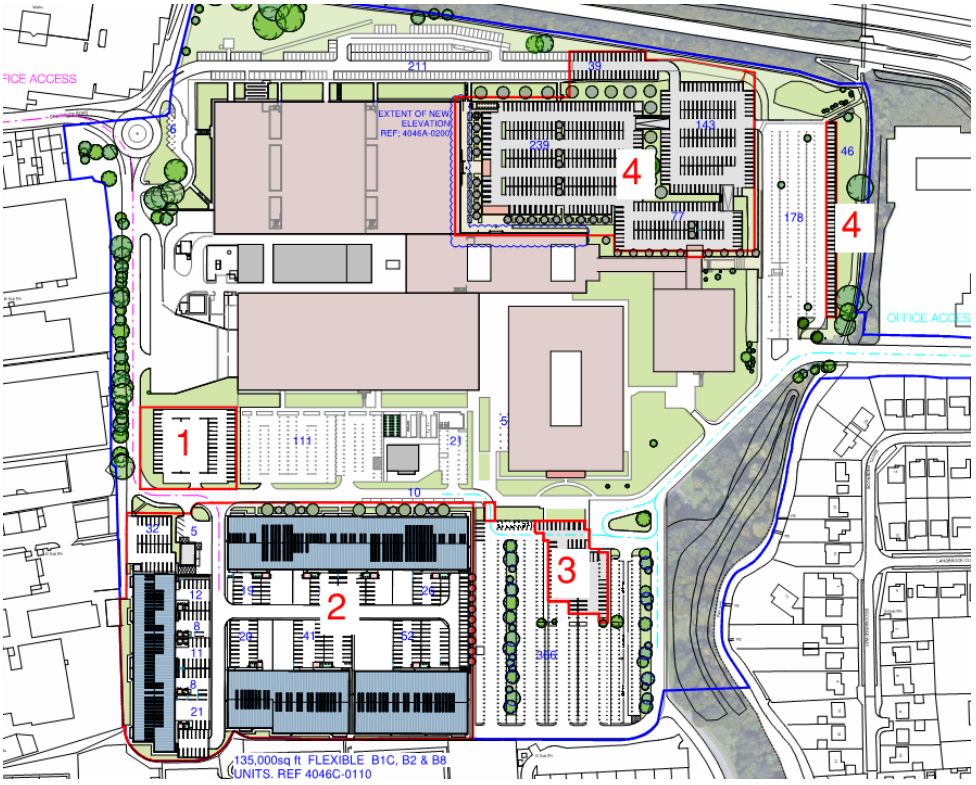

Figure 7 – Development areas, 1 to 4

<u>Area 1 – Impermeable area = 2,044m^2</u>
Current run-off rates
1 in 1 year (l/s) = 7.5
1 in 30 year (l/s) = 18.4
1 in 100 year (l/s) = 23.7

<u>Area 2 – Impermeable area = 25,439 m^2</u>
Current run-off rates
1 in 1 year (l/s) = 203.2
1 in 30 year (l/s) = 497.6
1 in 100 year (l/s) = 641.6

<u>Area 3 – Impermeable area = 1,822 m^2</u>
Current run-off rates
Current area is soft landscaping, see greenfield rates

1 in 1 year (l/s) = 0.46
1 in 30 year (l/s) = 1.24
1 in 100 year (l/s) = 1.72

Obar (l/s) = 0.54

<u>Area 4</u>
Car park in footprint of Building 1000 area = 5212.5m^2
1 in 1 year (l/s) = 41.6
1 in 30 year (l/s) = 102.6
1 in 100 year (l/s) = 131.5

New car parking in north of area 4 = 1693.5m^2
1 in 1 year (l/s) = 13.5
1 in 30 year (l/s) = 33.1
1 in 100 year (l/s) = 42.7

Additional car parking area = 2655.6m^2
1 in 1 year (l/s) = 21.2
1 in 30 year (l/s) = 51.9
1 in 100 year (l/s) = 67.0

Eastern proposed parking area = 530.71m^2
1 in 1 year (l/s) = 4.2
1 in 30 year (l/s) = 10.4
1 in 100 year (l/s) = 13.4

Proposed Runoff Rate

The proposed runoff rate for the site have been chosen to match the current discharge and are therefore as follows:

Area 1 – 7.5 l/s
Area 2 – 132.0 l/s
Area 3 – 5.0 l/s
Area 4 – See Drainage Strategy Drawing

5 l/s has been chosen for area 3 as a flow control device will be used to limit the flow for higher storm events. The impermeable area in area 1 is also increasing. 5 l/s is the minimum recommended flow rate to reduce the likelihood of debris build up in the network.

For Area 2 see the calculations provided in Appendix 4. The discharge rate from this area has been lowered from the current run off rate as the hydraulic capacity of the discharge pipe is not expected to be able to meet the proposed flow. This is a betterment of the existing drainage.

Drainage Strategy

The proposal for this site is to attenuate all flows from impermeable areas to current run off rates with the use of below ground geocellular tanks, oversized pipes, permeable paving and flow control devices.

See Appendix D for drainage calculations including current and greenfield run off rates alongside storage tank size calculations.

See Appendix E for the proposed drainage drawings and typical details.

Water Quality

TABLE 26.2 Pollution hazard indices for different land use classifications

Land use	Pollution hazard level	Total suspended solids (TSS)	Metals	Hydro-carbons
Residential roofs	Very low	0.2	0.2	0.05
Other roofs (typically commercial/ industrial roofs)	Low	0.3	0.2 (up to 0.8 where there is potential for metals to leach from the roof)	0.05
Individual property driveways, residential car parks, low traffic roads (eg cul de sacs, homezones and general access roads) and non-residential car parking with infrequent change (eg schools, offices) ie < 300 traffic movements/day	Low	0.5	0.4	0.4
Commercial yard and delivery areas, non-residential car parking with frequent change (eg hospitals, retail), all roads except low traffic roads and trunk roads/motorways[1]	Medium	0.7	0.6	0.7
Sites with heavy pollution (eg haulage yards, lorry parks, highly frequented lorry approaches to industrial estates, waste sites), sites where chemicals and fuels (other than domestic fuel oil) are to be delivered, handled, stored, used or manufactured; industrial sites; trunk roads and motorways[1]	High	0.8[2]	0.8[2]	0.9[2]

Figure 8 – SuDS Manual extract

In accordance with the SuDS Manual, we will need to mitigate the above pollution hazard indices via the use of SuDS devices and features.

Car Parks;

The SuDS Manual identifies car parks of this use as a low pollution hazard level. It is therefore proposed that permeable pavement will be used to help mitigate this risk.

The hazard indices for car parks are;
Total Suspended Solids – 0.5
Metals – 0.4
Hydrocarbons – 0.4

Permeable Paving provides the following mitigation indices;
Total Suspended Solids – 0.7
Metals – 0.6
Hydrocarbons – 0.7

Permeable Paving is therefore suitable for SuDS mitigation in car park areas.

Area 2 (Industrial area)

The hazard indices for Industrial areas are;
Total Suspended Solids – 0.7
Metals – 0.6
Hydrocarbons – 0.7

It will not be suitable to use permeable paving for the area due to the potential for heavy vehicle loading.

Hydro International Downstream Defenders provide the following mitigation indices;

Total Suspended Solids – 0.5
Metals – 0.4
Hydrocarbons – 0.8

Therefore two downstream defenders will provide cleaning of:
Total Suspended Solids – 0.75
Metals – 0.6
Hydrocarbons – 1.2

As per SuDS manual mitigation the second item in a treatment chain will have an effectiveness of 50% This is adequate to meet the required mitigation measures as suggested by the CIRIA SuDS manual.

Roof areas of new units on the South west of the site:

As roof areas are a very low risk, the mitigation provided by the Downstream Defenders will be more than adequate.

5.2.6 Drainage and SuDS Maintenance Strategy

All of the measures described in this document will form part of the building O&M manual. All of the measures and designs will need to be adhered to in order to maintain the design life and design capacity of the surface and foul water drainage systems. Health and Safety risks have been communicated on design drawings. All responsibility for the on-site surface, foul water drainage and maintenance will lie with the site owner, this is to include all aspects of the surface water drainage system, including piped drains.

The below ground drainage network is designed in accordance with Building Regulations Part H 2015, BSEN 752-2008, LASOO Non-Statutory Technical Standards for Sustainable Drainage 2015 and CIRIA C753 – The SUDS Manual.

General Maintenance

Inspection chambers and access points are provided at regular intervals which can be jetted / cleaned. General checking of the below ground drainage systems should be every three (3) months. General maintenance / cleaning of the below ground systems should be after each major storm event and on an annual basis. This applies to all pipes, inspection chambers, manholes, rodding eyes, gullies, channels and headwalls etc.

Drainage Channels & Slot Drains

To be maintained in accordance with the manufacturer's recommendations and the "General" Section above.

Foul Systems

To be maintained in accordance with the "General" Section above.

Attenuation tank

The attenuation tank is to be inspected after every major storm event as will the catch pit prior to the tank. Catch pits should be emptied regularly to prevent them becoming full and causing inefficiency within the surface water drainage system.

Permeable paving

All permeable paving should be inspected monthly for the first three months after use. After this period the paving should be inspected three-monthly for operation and 48h after large storm events in the first six months.

Downstream Defender and Up-flow Filter

To be maintained in accordance with the manufacturer recommendations.

Flow Controls

Flow control device recommended to be inspected monthly for first three months and thereafter at six monthly intervals with hose dose down if required. Flow control device to be maintained in accordance with manufacturers recommendations.

Please refer to Appendix E and G for operation and maintenance requirement information.

6.0 NPPF AND LOCAL POLICY

6.1 Planning Policy Requirements

The proposal site has been classified as being within Flood Zone 1.

NPPF considers the development use as "less vulnerable" development in respect of flood risk.

The NPPF (Technical Guide) Table 3, Flood Risk Vulnerability and Flood Zone Compatibility matrix indicates that "less vulnerable" development proposals in Flood Zone 1 are appropriate.

6.2 Exception test and Policy check.

The site is in an area of flood zone 1, therefore no exception test is required.

6.3 Residual Risks, Flood Mitigation, Resistance and Resilience of Proposed Building

6.3.1 The site has been shown to be at low to very low risk from all forms of flooding.

6.3.2 The residual risk will be from failure of drainage systems on site. A detailed maintenance strategy and regime should be developed during the detailed design stage.

6.3.3 The proposed drainage system will improve upon the existing drainage. The existing drainage for the areas of development have unattenuated flows and therefore have the potential to increase flood risk in lower lying areas, or areas downstream of the adjacent river. The proposed drainage will control flow rates with the use of attenuation devices such as permeable paving, storage tanks and vortex flow devices to mitigate this potential.

7.0 CONCLUSIONS AND RECOMMENDATIONS

7.1 This report gives details of the flood risk assessment, which has been carried out in relation to the proposed redevelopment at Langstone Technology Park, Havant for commercial use.

7.2 The site is in flood zone 1. The development is at low risk from all sources of flooding.

7.3 It has been shown that improvements can be made to the existing drainage to better manage surface water flow rates and reduce the risk of flooding off site.

APPENDIX A

Proposed Development Plans

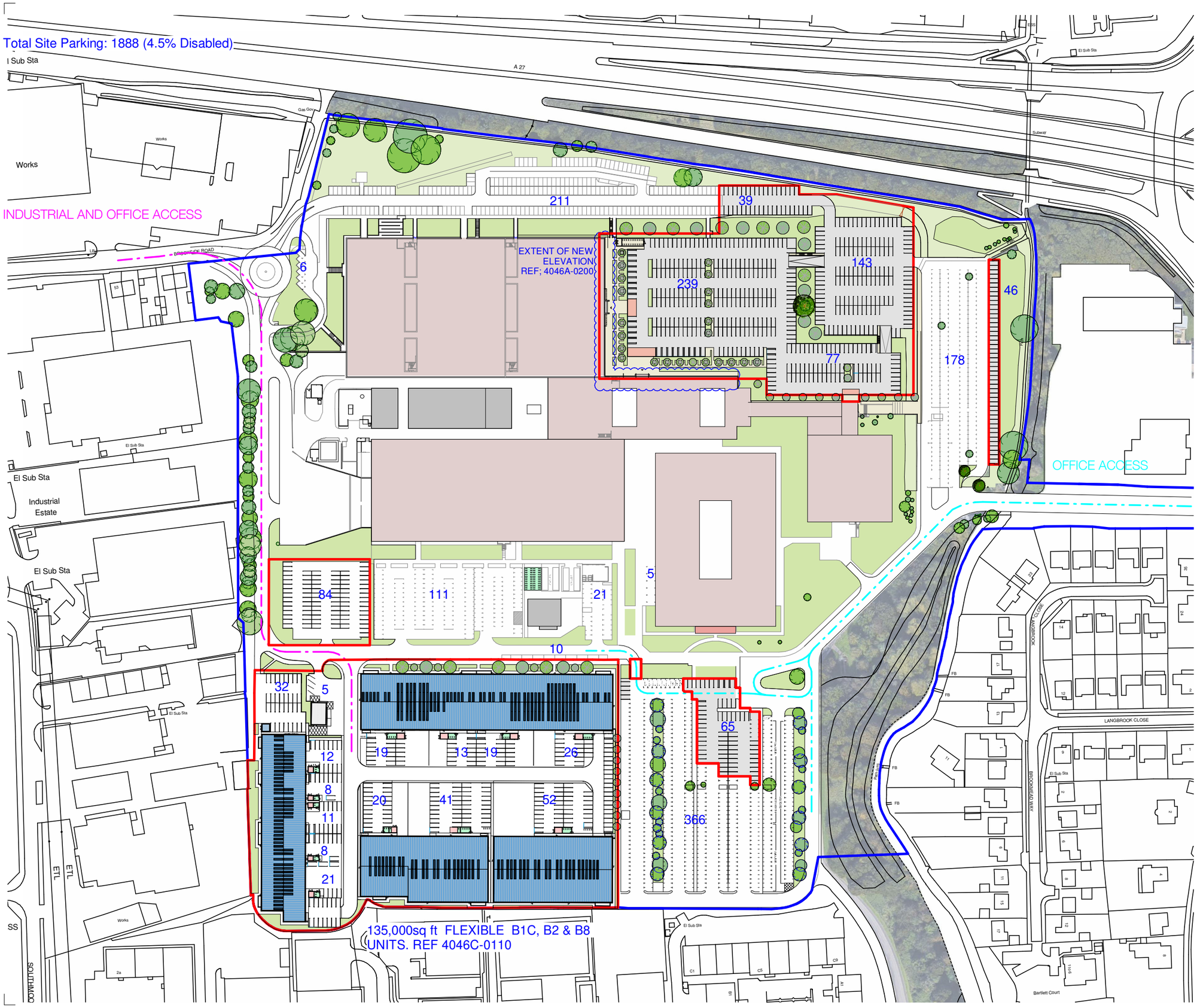

Notes

This drawing may be scaled for the purposes of Planning Applications, Land Registry and for Legal plans where the scale bar is used, and where it verifies that the drawing is an original or an accurate copy. It may not be scaled for construction purposes.
Always refer to figured dimensions. All dimensions are to be checked on site. Discrepancies and/or ambiguities between this drawing and information given elsewhere must be reported immediately to this office for clarification before proceeding. All drawings are to be read in conjunction with the specification and all works to be carried out in accordance with latest British Standards / Codes of Practice.

Rev	Date	Init	Notes	Chkd
G	26.06.19	CJ	Industrial area and landscape coordinated.	

North

20 0 20 40 60 80 100

SCALE 1:2000 m

Client

Drawing Originator

inspired environments

London - 106 Weston Street London SE1 3QB 020 7160 6000
Bristol - Rivergate House, Bristol, BS1 6LS 0117 923 2535
Plymouth - East Quay House, Plymouth, PL4 0HX 01752 261 282

RIBA Chartered Practice www.aww-uk.com

Project Title

Langstone Technology Park

Drawing Title

Proposed Layout Plan Opt 02

Scale	Sheet	Drawn	Checked	Date
1 : 2000	A3	CJ	IJ	19.03.19

Status	Project No.	
PLANNING	4046	
Drawing Reference	Drawing No.	Revision
	0152	G

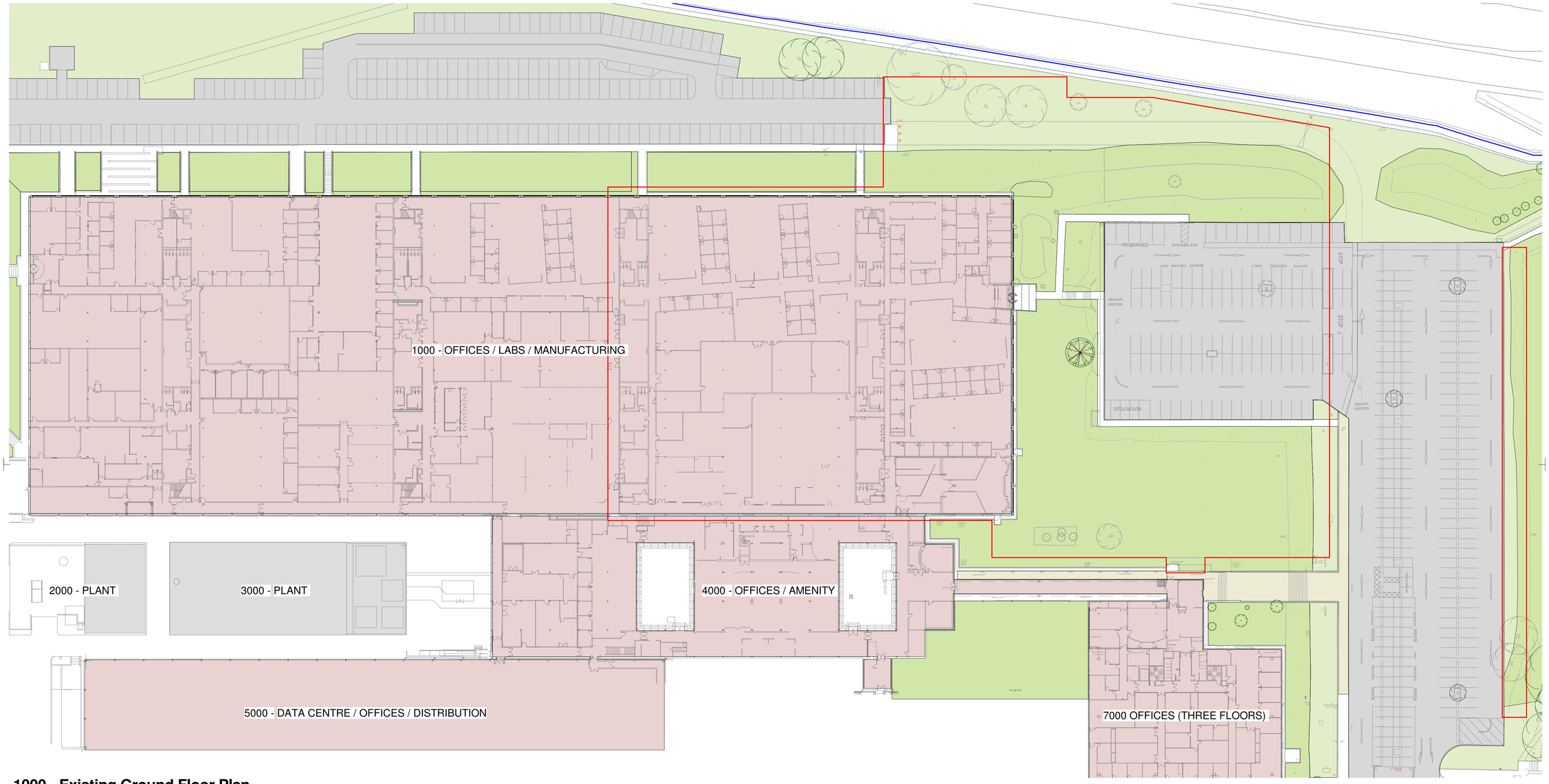

1000 - Existing Ground Floor Plan

1 : 500

- APPLICATION AREA
- APPLICANT OWNERSHIP BOUNDARY
- EXISTING GIA
- EXISTING CAR PARKING

Notes

This drawing may be scaled for the purposes of Planning Applications, Land Registry and for Legal plans where the scale bar is used, and where it verifies that the drawing is an original or an accurate copy. It may not be scaled for construction purposes.
Always refer to figured dimensions. All dimensions are to be checked on site. Discrepancies and/or ambiguities between this drawing and information given elsewhere must be reported immediately to this office for clarification before proceeding. All drawings are to be read in conjunction with the specification and all works to be carried out in accordance with latest British Standards / Codes of Practice.

Rev	Date	Init	Notes	Chkd

North

5 0 5 10 15 20 25
SCALE 1:500 m

Client

Drawing Originator

inspired environments

London - 106 Weston Street London SE1 3QB 020 7160 6000
Bristol - Rivergate House, Bristol, BS1 6LS 0117 923 2535
Plymouth - East Quay House, Plymouth, PL4 0HX 01752 261 282

RIBA Chartered Practice www.aww-uk.com

Project Title

Langstone Technology Park, Building 1000

Drawing Title

Existing Ground Floor Plan

Scale	Sheet	Drawn	Checked	Date
1 : 500	A1	CJ	IJ	14.06.19

Status	Project No.	
PLANNING	4046A	
Drawing Reference	Drawing No.	Revision
	150	

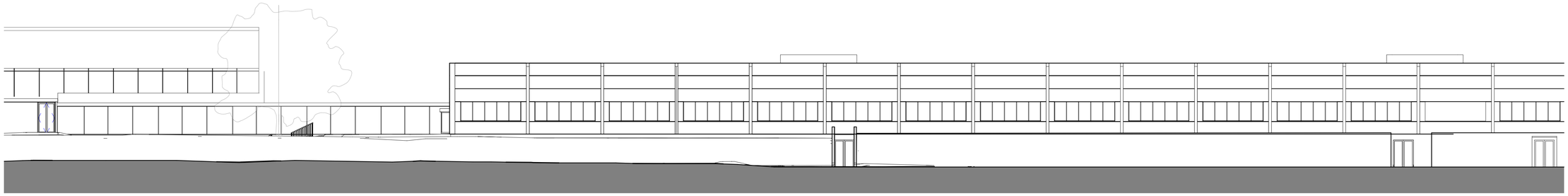

Existing North Elevation 1.200
1 : 200

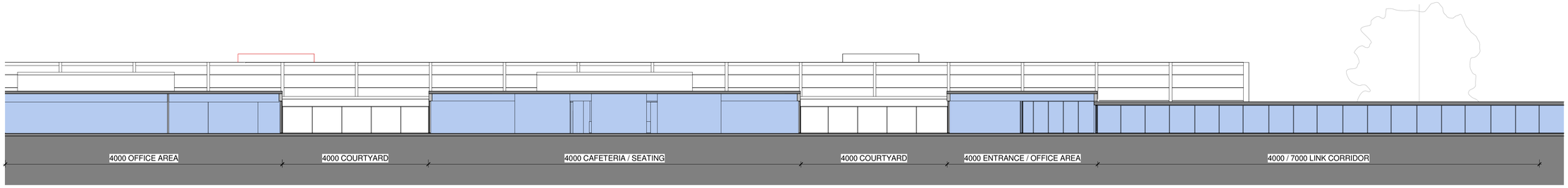

Existing Site Section - Building 1000 South Elevation 1.200
1 : 200

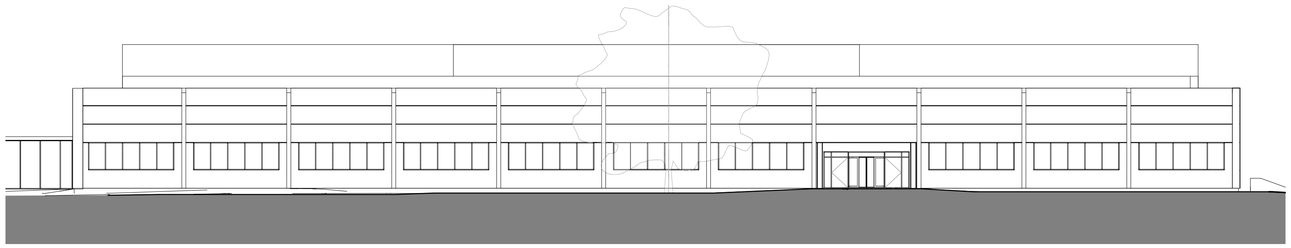

Existing East Elevation 1.200
1 : 200

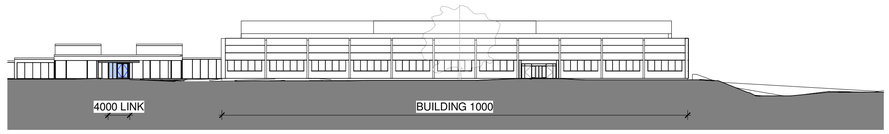

Existing East Elevation 1.500
1 : 500

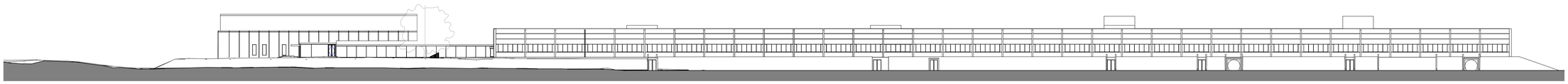

Existing North Elevation 1.500
1 : 500

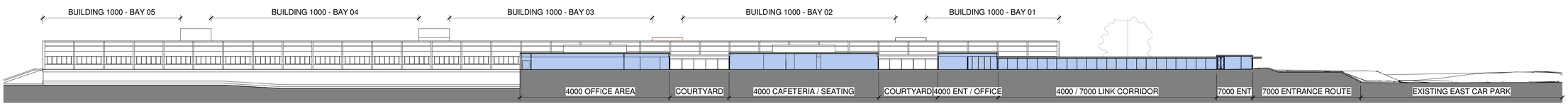

Existing Site Section - Building 1000 South Elevation 1.500
1 : 500

Notes

This drawing may be scaled for the purposes of Planning Applications, Land Registry and for Legal plans where the scale bar is used, and where it verifies that the drawing is an original or an accurate copy. It may not be scaled for construction purposes.
Always refer to figured dimensions. All dimensions are to be checked on site. Discrepancies and/or ambiguities between this drawing and information given elsewhere must be reported immediately to this office for clarification before proceeding. All drawings are to be read in conjunction with the specification and all works to be carried out in accordance with latest British Standards / Codes of Practice.

Rev	Date	Init	Notes	Chkd

2 0 2 4 6 8 10
SCALE 1:200 m

Client

Drawing Originator

AWW inspired environments
London - 106 Weston Street London SE1 3QB 020 7160 6000
Bristol - Rivergate House, Bristol, BS1 6LS 0117 923 2535
Plymouth - East Quay House, Plymouth, PL4 0HX 01752 261 282
RIBA Chartered Practice www.aww-uk.com

Project Title
Langstone Technology Park, Building 1000

Drawing Title
Existing Elevations

Scale	Sheet	Drawn	Checked	Date
As indicated	A1	CJ	IJ	14.06.19

Status	Project No.	
PLANNING	4046A	
Drawing Reference	Drawing No.	Revision
	160	

Notes

This drawing may be scaled for the purposes of Planning Applications, Land Registry and for Legal plans where the scale bar is used, and where it verifies that the drawing is an original or an accurate copy. It may not be scaled for construction purposes.
Always refer to figured dimensions. All dimensions are to be checked on site. Discrepancies and/or ambiguities between this drawing and information given elsewhere must be reported immediately to this office for clarification before proceeding. All drawings are to be read in conjunction with the specification and all works to be carried out in accordance with latest British Standards / Codes of Practice.

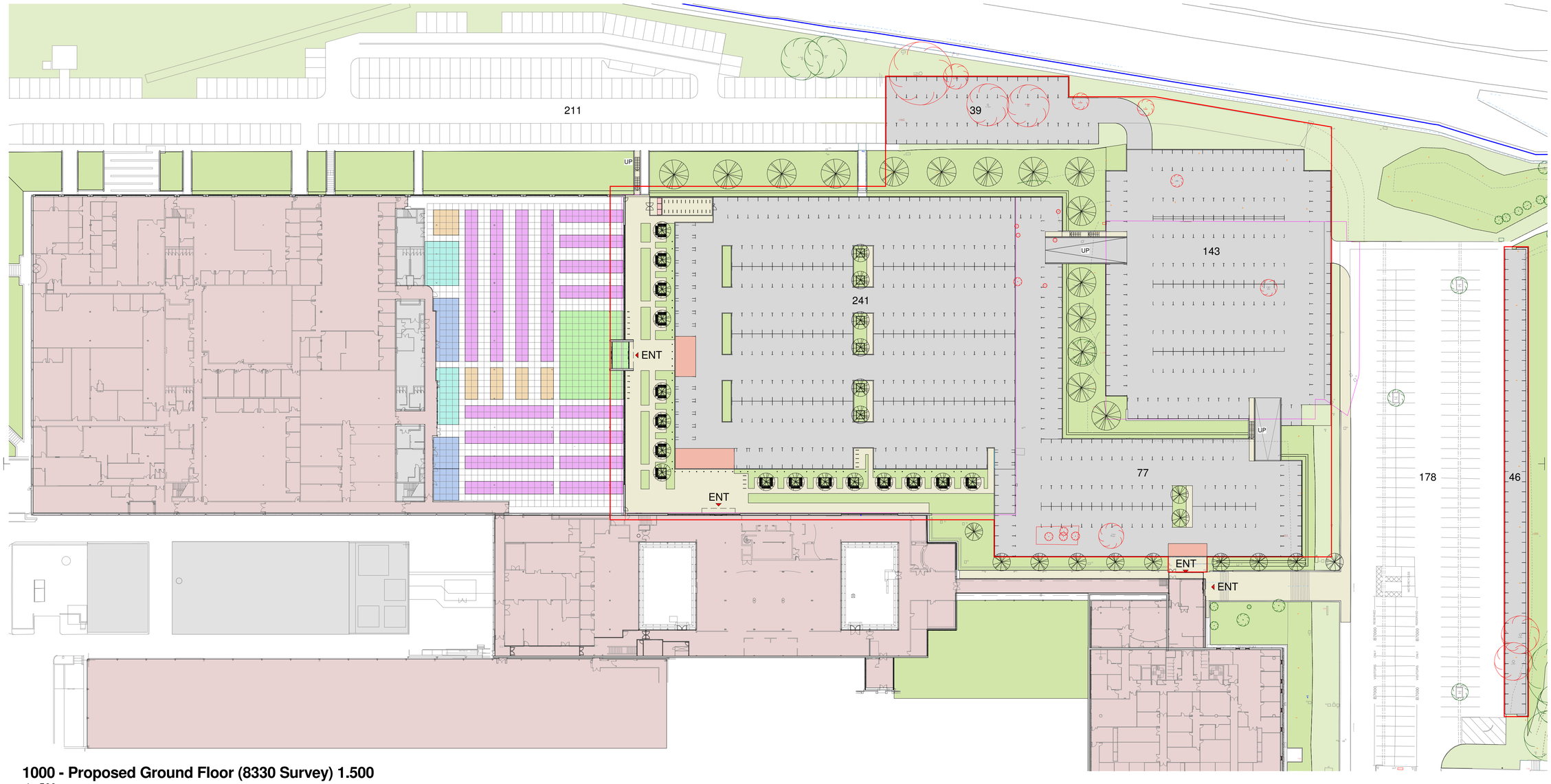

1000 - Proposed Ground Floor (8330 Survey) 1.500

1 : 500

- APPLICATION AREA
- APPLICANT OWNERSHIP BOUNDARY
- EDGE OF EXISTING SLAB / PARKING AREA
- 1500x1500mm OFFICE GRID
- ELEMENTS REMOVED
- EXISTING GIA
- RECEPTION / ENTRANCE
- OPEN PLAN WORK STATION
- BREAKOUT / INFORMAL
- CONFERENCE / MEETING / FORMAL
- KITCHEN / WC / SERVICES
- EXISTING CORE (PLANT / WC / ST)

Rev	Date	Init	Notes	Chkd

North

5 0 5 10 15 20 25
SCALE 1:500 m

Client

Drawing Originator

AWW inspired environments

London - 106 Weston Street London SE1 3QB 020 7160 6000
Bristol - Rivergate House, Bristol, BS1 6LS 0117 923 2535
Plymouth - East Quay House, Plymouth, PL4 0HX 01752 261 282
RIBA Chartered Practice www.aww-uk.com

Project Title
Langstone Technology Park, Building 1000

Drawing Title
Proposed Ground Floor Plan

Scale	Sheet	Drawn	Checked	Date
1 : 500	A1	CJ	IJ	14.06.19

Status	Project No.	
PLANNING	4046A	
Drawing Reference	Drawing No.	Revision
	200	

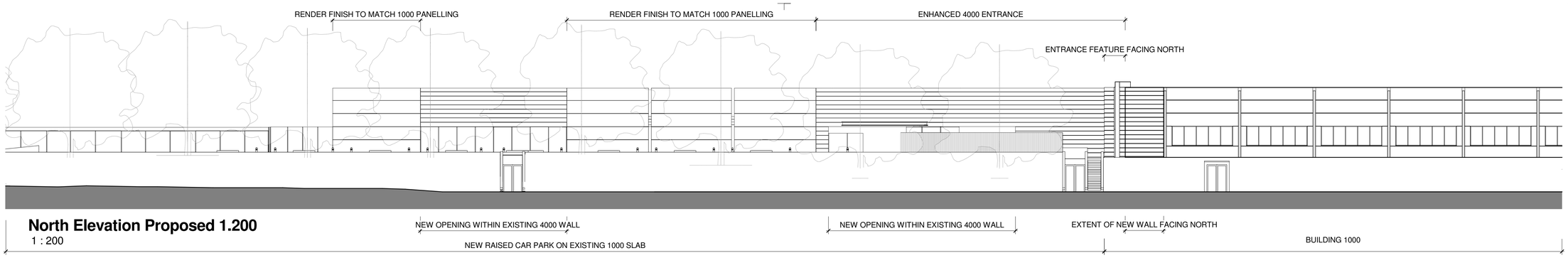

North Elevation Proposed 1.200
1 : 200

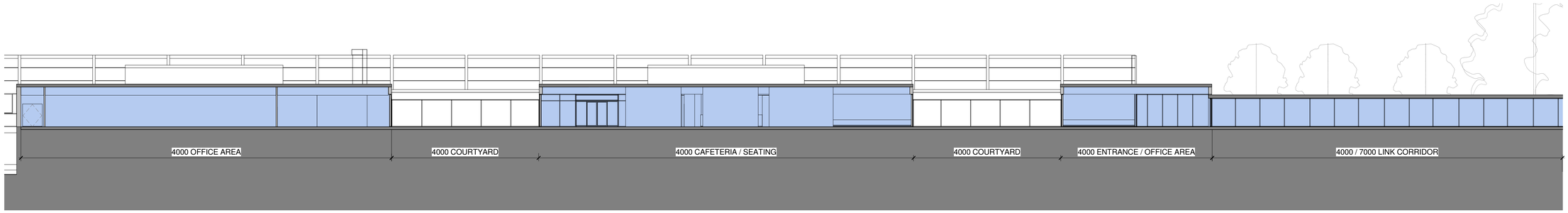

Propsoed Site Section - Building 1000 South Elevation 1.200
1 : 200



Proposed East Elevation 1.200
1 : 200

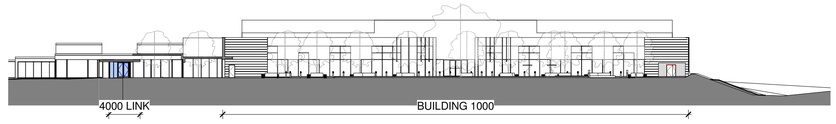

Proposed East Elevation 1.500
1 : 500



Proposed Site Section - Building 1000 South Elevation 1.500
1 : 500

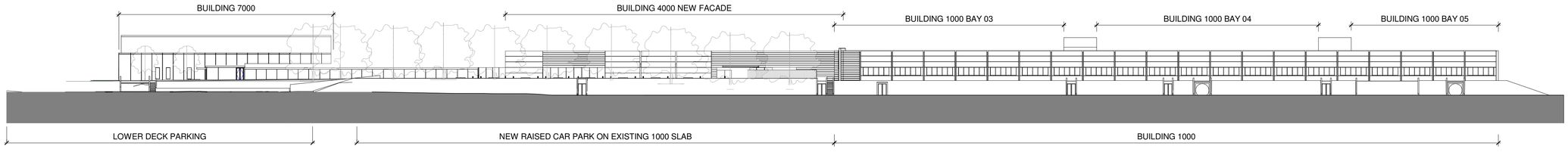

North Elevation Proposed 1.500
1 : 500

Notes

This drawing may be scaled for the purposes of Planning Applications, Land Registry and for Legal plans where the scale bar is used, and where it verifies that the drawing is an original or an accurate copy. It may not be scaled for construction purposes.
Always refer to figured dimensions. All dimensions are to be checked on site. Discrepancies and/or ambiguities between this drawing and information given elsewhere must be reported immediately to this office for clarification before proceeding. All drawings are to be read in conjunction with the specification and all works to be carried out in accordance with latest British Standards / Codes of Practice.

Rev	Date	Init	Notes	Chkd

2 0 2 4 6 8 10
SCALE 1:200 m

Client

Drawing Originator

AWW inspired environments
London - 106 Weston Street London SE1 3QB 020 7160 6000
Bristol - Rivergate House, Bristol, BS1 6LS 0117 923 2535
Plymouth - East Quay House, Plymouth, PL4 0HX 01752 261 282
RIBA Chartered Practice www.aww-uk.com

Project Title
Langstone Technology Park, Building 1000

Drawing Title
Proposed Elevations

Scale	Sheet	Drawn	Checked	Date
As indicated	A1	CJ	IJ	14.06.19

Status	Project No.	
PLANNING	4046A	
Drawing Reference	Drawing No.	Revision
	300	

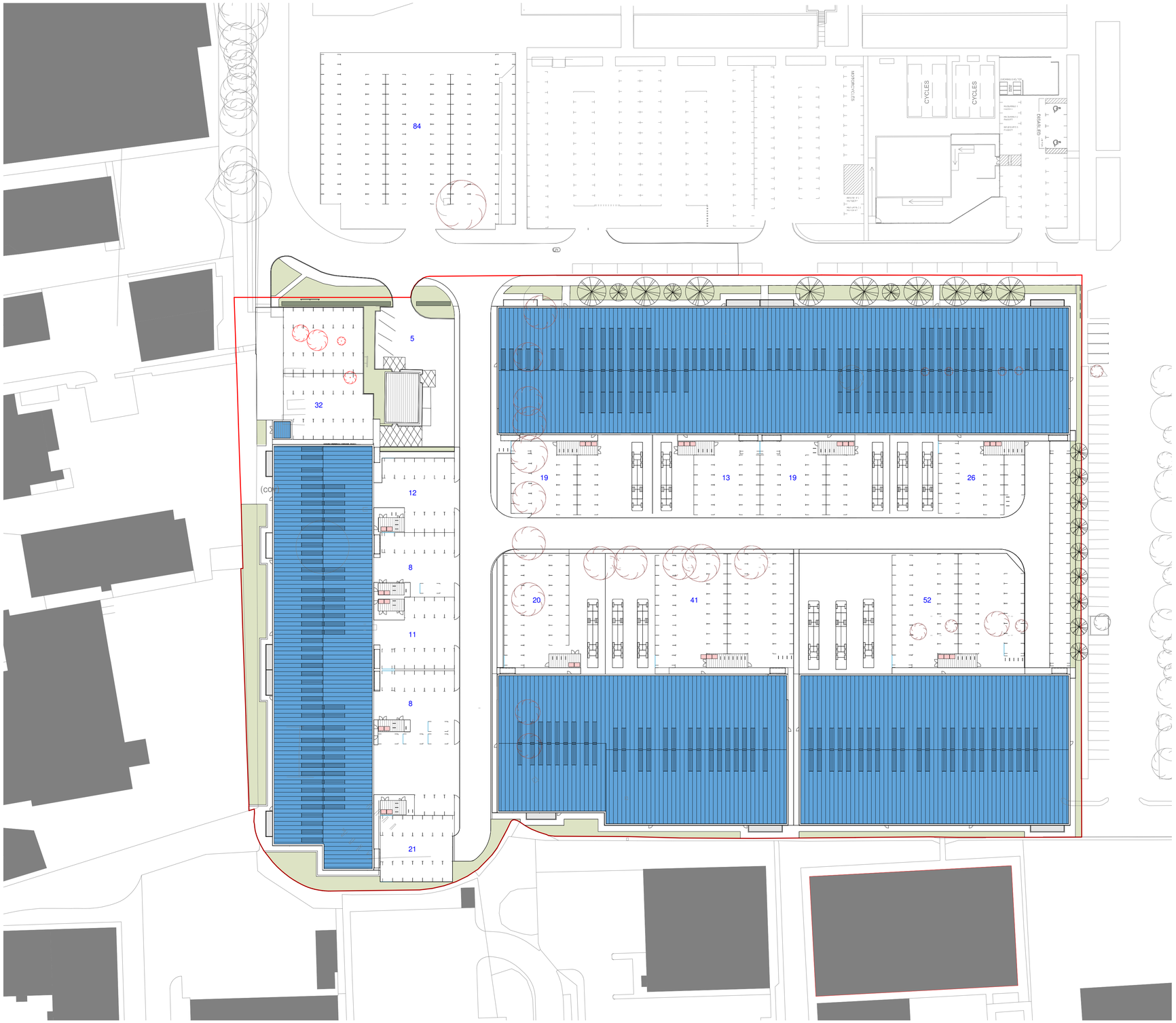

Notes

This drawing may be scaled for the purposes of Planning Applications, Land Registry and for Legal plans where the scale bar is used, and where it verifies that the drawing is an original or an accurate copy. It may not be scaled for construction purposes.
Always refer to figured dimensions. All dimensions are to be checked on site. Discrepancies and/or ambiguities between this drawing and information given elsewhere must be reported immediately to this office for clarification before proceeding. All drawings are to be read in conjunction with the specification and all works to be carried out in accordance with latest British Standards / Codes of Practice.

Rev	Date	Init	Notes	Chkd
A	27/06/19	JH	First Issue	IJ

North

5 0 5 10 15 20 25
SCALE 1:500 m

Client

Drawing Originator

AWW inspired environments

London - 106 Weston Street London SE1 3QB 020 7160 6000
Bristol - Rivergate House, Bristol, BS1 6LS 0117 923 2535
Plymouth - East Quay House, Plymouth, PL4 0HX 01752 261 282
RIBA Chartered Practice www.aww-uk.com

Project Title
Proposed Industrial Units
Langstone Technology Park,
Havant

Drawing Title
Site Plan

Scale	Sheet	Drawn	Checked	Date
1 : 500	A1	CJ	IJ	04.06.91

Status	Project No.	
PLANNING	4046C	
Drawing Reference	Drawing No.	Revision
	0110	A

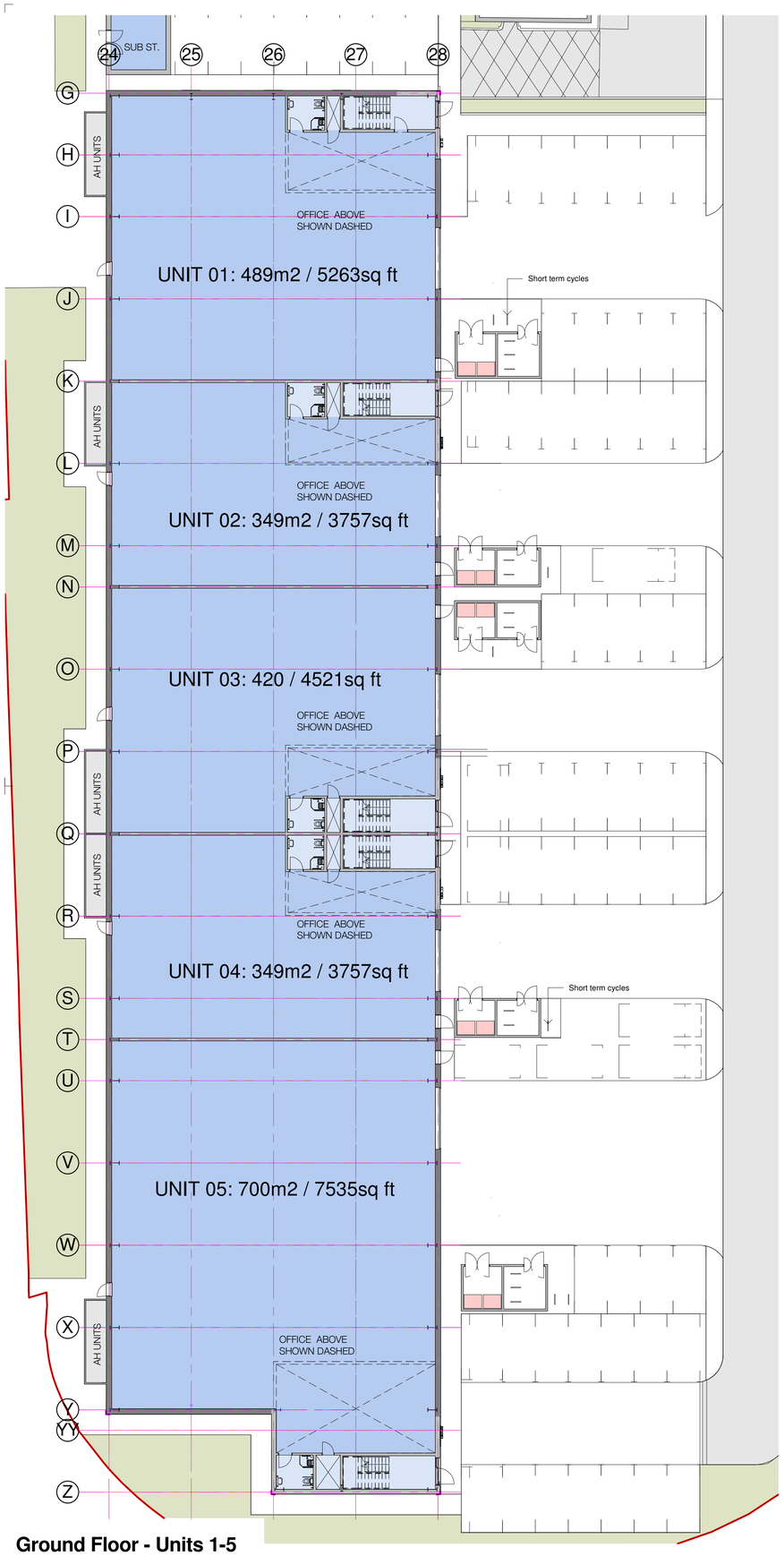

Ground Floor - Units 1-5
1 : 200

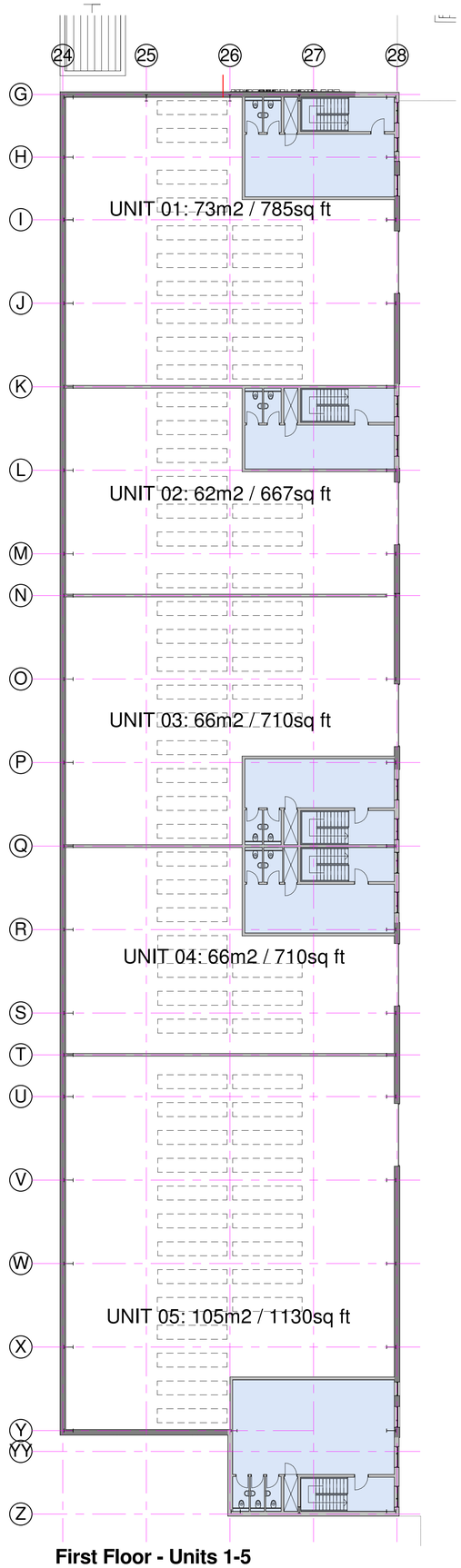

First Floor - Units 1-5
1 : 200

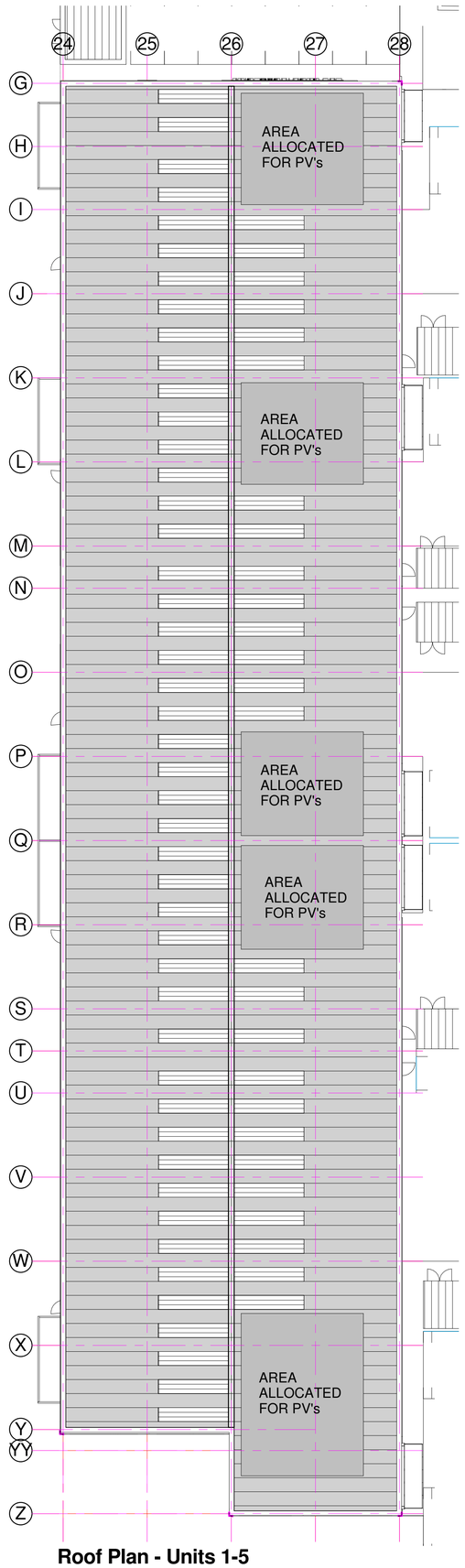

Roof Plan - Units 1-5
1 : 200

Notes

This drawing may be scaled for the purposes of Planning Applications, Land Registry and for Legal plans where the scale bar is used, and where it verifies that the drawing is an original or an accurate copy. It may not be scaled for construction purposes.
Always refer to figured dimensions. All dimensions are to be checked on site. Discrepancies and/or ambiguities between this drawing and information given elsewhere must be reported immediately to this office for clarification before proceeding. All drawings are to be read in conjunction with the specification and all works to be carried out in accordance with latest British Standards / Codes of Practice.

Rev	Date	Init	Notes	Chkd
A	27/06/19	JH	First Issue	IJ

North

2 0 2 4 6 8 10
SCALE 1:200 m

Client

Drawing Originator

AWW inspired environments

London - 106 Weston Street London SE1 3QB 020 7160 6000
Bristol - Rivergate House, Bristol, BS1 6LS 0117 923 2535
Plymouth - East Quay House, Plymouth, PL4 0HX 01752 261 282
RIBA Chartered Practice www.aww-uk.com

Project Title
Proposed Industrial Units
Langstone Technology Park,
Havant

Drawing Title
Units 01 - 05 Floor Plans

Scale	Sheet	Drawn	Checked	Date
1 : 200	A1	CJ	IJ	29.05.19

Status	Project No.	
PLANNING	4046C	
Drawing Reference	Drawing No.	Revision
	0200	A

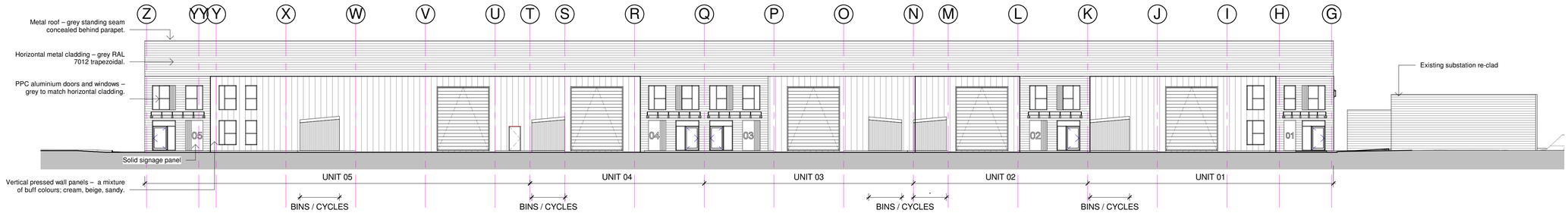

Units 01-05 East Elevation
1 : 200

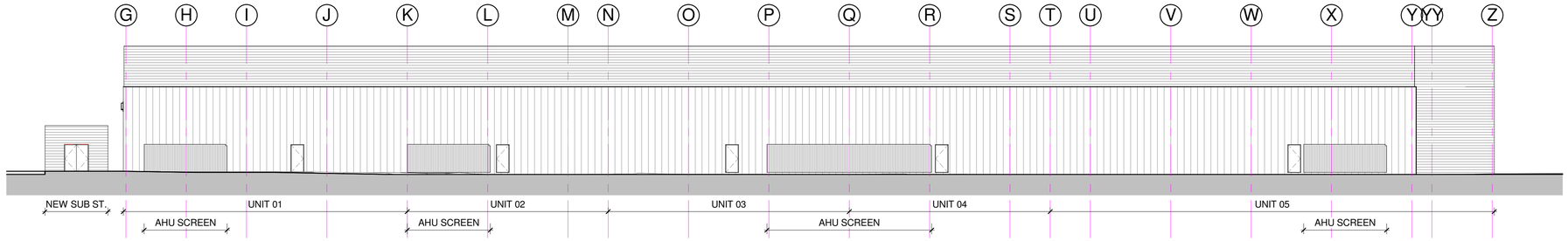

Units 01-05 West Elevation
1 : 200

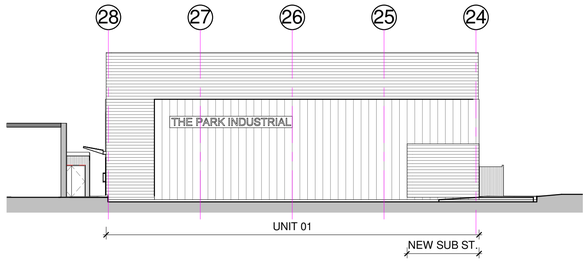

Units 01-05 North Elevation
1 : 200

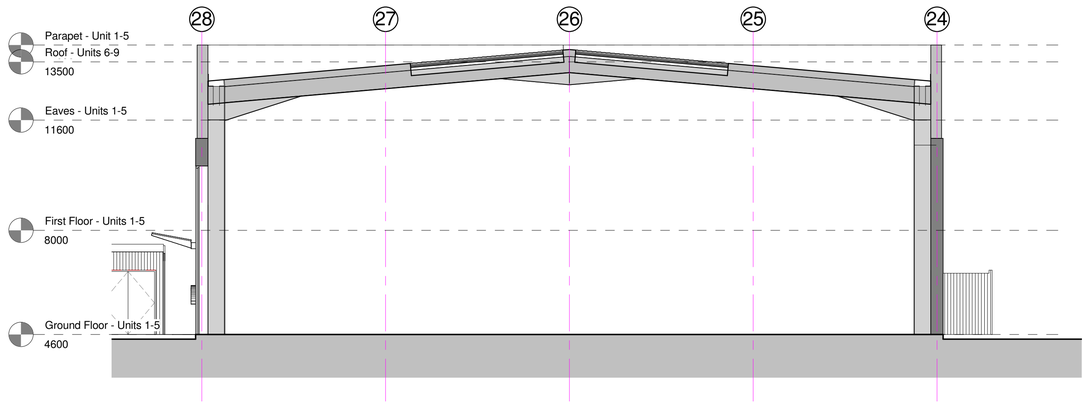

Units 1-5 Warehouse Section
1 : 100

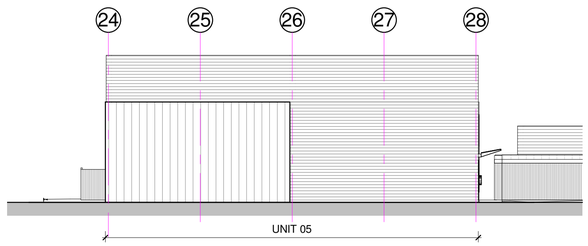

Units 01-05 South Elevation
1 : 200

Unit 05 Section - Staircore
1 : 100

Notes

This drawing may be scaled for the purposes of Planning Applications, Land Registry and for Legal plans where the scale bar is used, and where it verifies that the drawing is an original or an accurate copy. It may not be scaled for construction purposes.
Always refer to figured dimensions. All dimensions are to be checked on site. Discrepancies and/or ambiguities between this drawing and information given elsewhere must be reported immediately to this office for clarification before proceeding. All drawings are to be read in conjunction with the specification and all works to be carried out in accordance with latest British Standards / Codes of Practice.

Rev	Date	Init	Notes	Chkd
C	01.07.19	CJ	Annotations updated.	
B	28/06/19	JH	Minor updates	IJ
A	27/06/19	JH	First Issue	IJ

2 0 2 4 6 8 10
SCALE 1:200 m

Client

Drawing Originator

AWW inspired environments
London - 106 Weston Street London SE1 3QB 020 7160 6000
Bristol - Rivergate House, Bristol, BS1 6LS 0117 923 2535
Plymouth - East Quay House, Plymouth, PL4 0HX 01752 261 282
RIBA Chartered Practice www.aww-uk.com

Project Title
Proposed Industrial Units
Langstone Technology Park,
Havant

Drawing Title
Units 01-05 Elevations and Typical Section

Scale	Sheet	Drawn	Checked	Date
As indicated	A1	CJ	IJ	03.06.19

Status	Project No.	
PLANNING	4046C	
Drawing Reference	Drawing No.	Revision
	0205	C

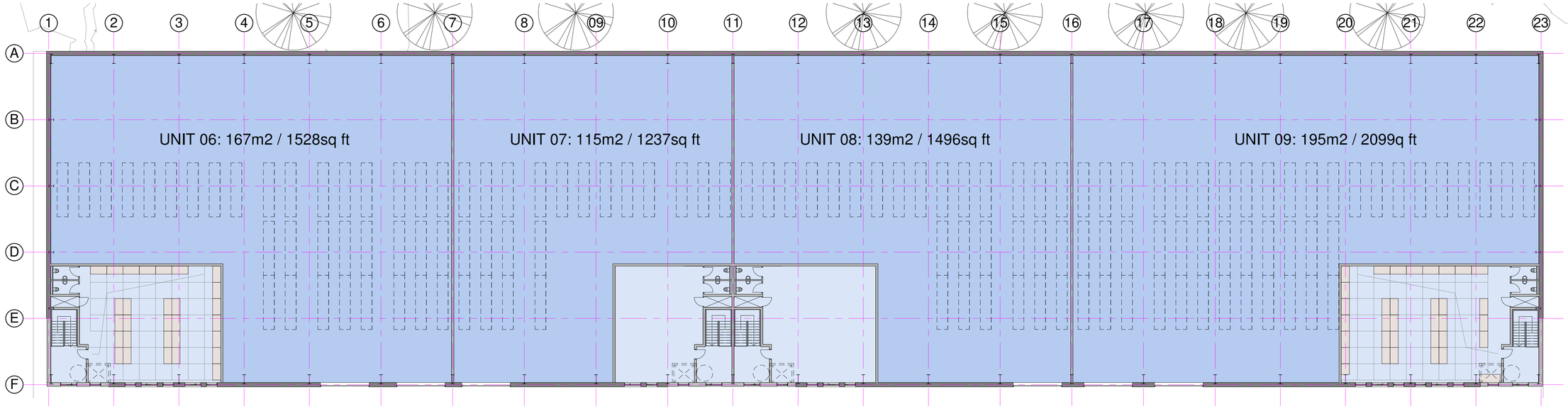

First Floor - Units 6-9
1 : 200

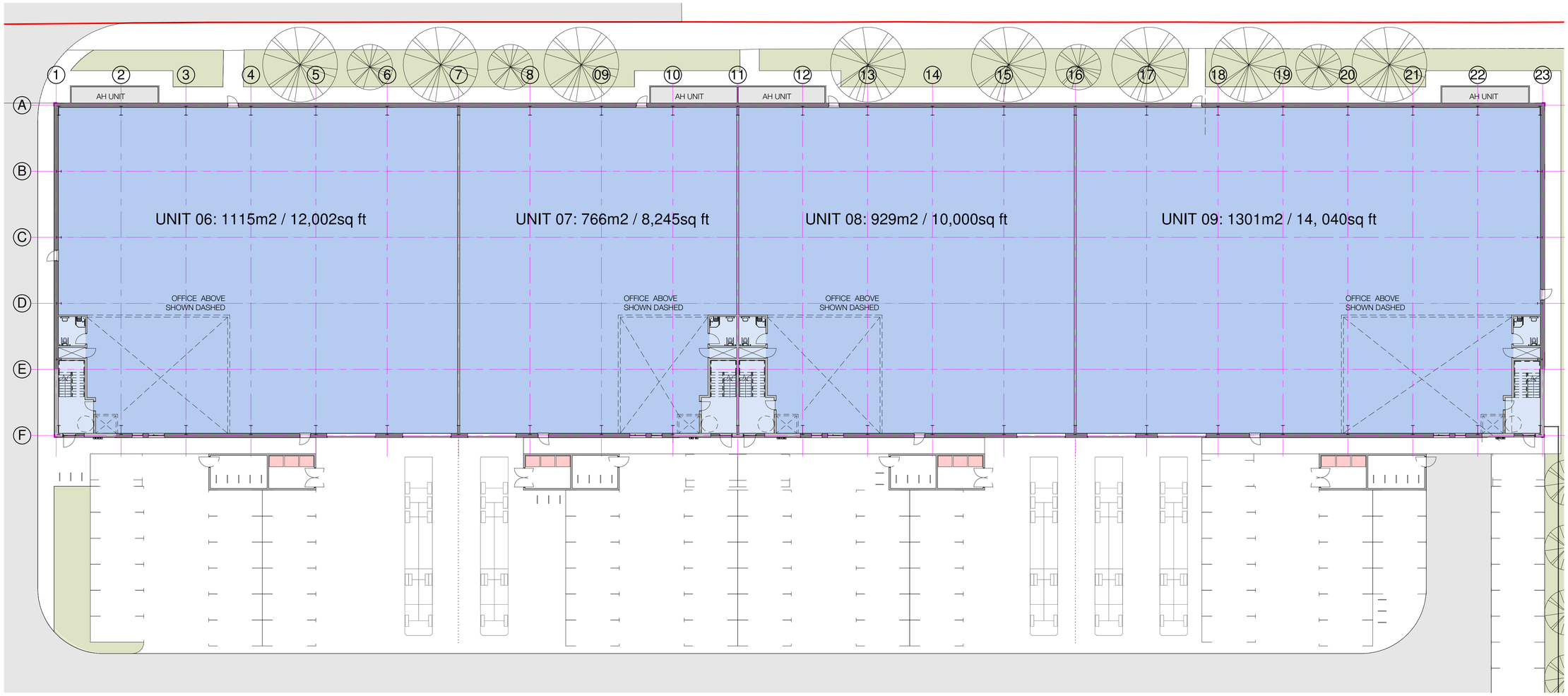

GF - Units 6-9
1 : 200

Notes

This drawing may be scaled for the purposes of Planning Applications, Land Registry and for Legal plans where the scale bar is used, and where it verifies that the drawing is an original or an accurate copy. It may not be scaled for construction purposes.
Always refer to figured dimensions. All dimensions are to be checked on site. Discrepancies and/or ambiguities between this drawing and information given elsewhere must be reported immediately to this office for clarification before proceeding. All drawings are to be read in conjunction with the specification and all works to be carried out in accordance with latest British Standards / Codes of Practice.

Rev	Date	Init	Notes	Chkd
C	01.07.19	CJ	Unit 6 elevation and annotations updated.	IJ
B	28/06/19	JH	Minor updates	IJ
A	27/06/19	JH	First Issue	IJ

North

2 0 2 4 6 8 10
SCALE 1:200 m

Client

Drawing Originator

AWW inspired environments

London - 106 Weston Street London SE1 3QB 020 7160 6000
Bristol - Rivergate House, Bristol, BS1 6LS 0117 353 2535
Plymouth - East Quay House, Plymouth, PL4 0HX 01752 261 282

RIBA Chartered Practice www.aww-uk.com

Project Title
Proposed Industrial Units
Langstone Technology Park,
Havant

Drawing Title
Units 06 - 09 Floor Plans

Scale	Sheet	Drawn	Checked	Date
1 : 200	A1	CJ	IJ	30.05.19

Status	Project No.	
PLANNING	4046C	
Drawing Reference	Drawing No.	Revision
	0210	C

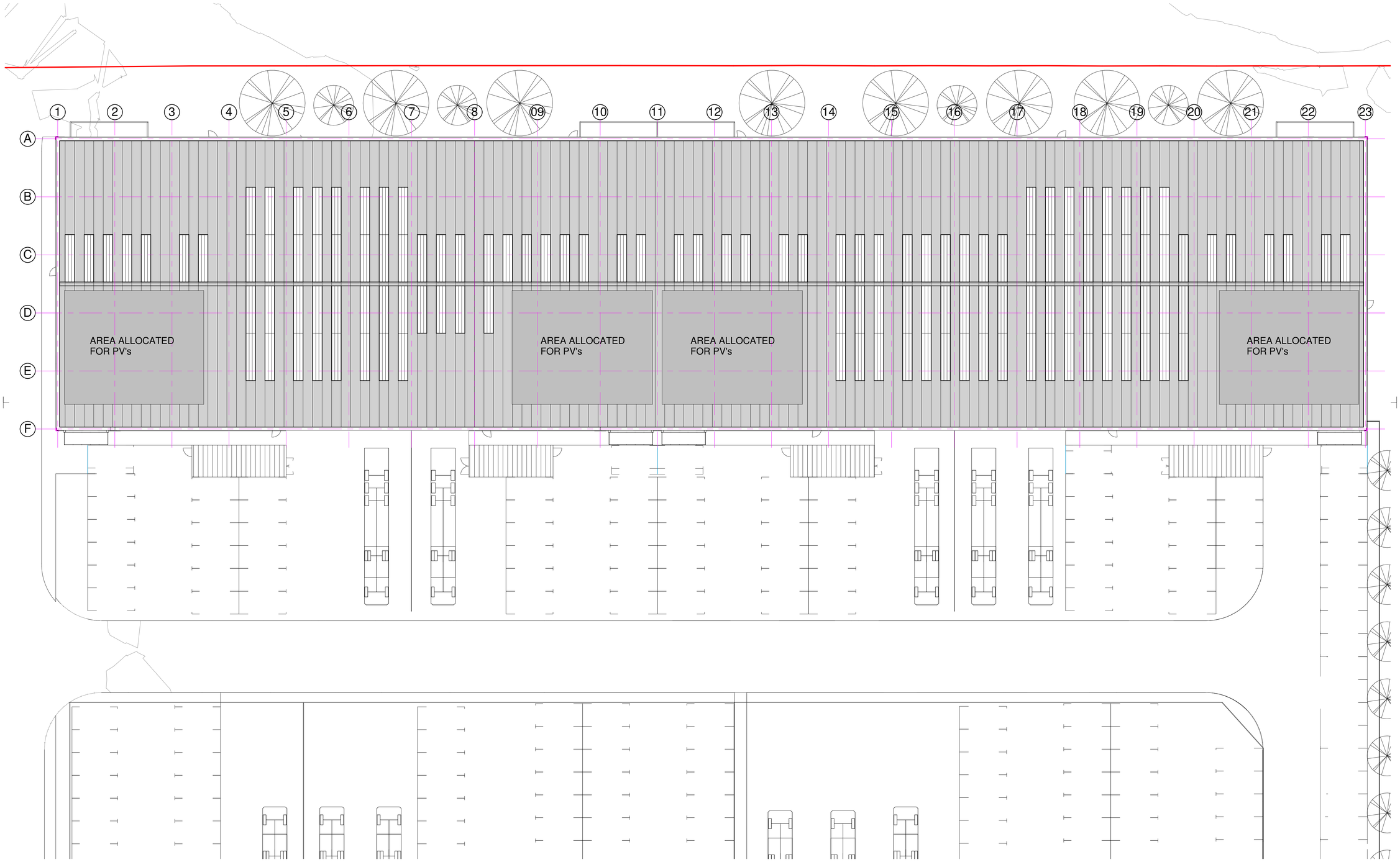

Units 06- 09 Roof Plan

1 : 200

Notes

This drawing may be scaled for the purposes of Planning Applications, Land Registry and for Legal plans where the scale bar is used, and where it verifies that the drawing is an original or an accurate copy. It may not be scaled for construction purposes.
Always refer to figured dimensions. All dimensions are to be checked on site. Discrepancies and/or ambiguities between this drawing and information given elsewhere must be reported immediately to this office for clarification before proceeding. All drawings are to be read in conjunction with the specification and all works to be carried out in accordance with latest British Standards / Codes of Practice.

Rev	Date	Init	Notes	Chkd
A	27/06/19	JH	First Issue	IJ

North

2 0 2 4 6 8 10 m

SCALE 1:200

Client

Drawing Originator

AWW inspired environments

London - 106 Weston Street London SE1 3QB 020 7160 6000
Bristol - Rivergate House, Bristol, BS1 6LS 0117 933 2535
Plymouth - East Quay House, Plymouth, PL4 0HX 01752 261 282

RIBA Chartered Practice www.aww-uk.com

Project Title

Proposed Industrial Units
Langstone Technology Park,
Havant

Drawing Title

Units 06 - 09 Roof Plan

Scale	Sheet	Drawn	Checked	Date
1 : 200	A1	CJ	IJ	04.06.19

Status	Project No.	
PLANNING	4046C	
Drawing Reference	Drawing No.	Revision
	0211	A

Units 6-9 South Elevation

1 : 200

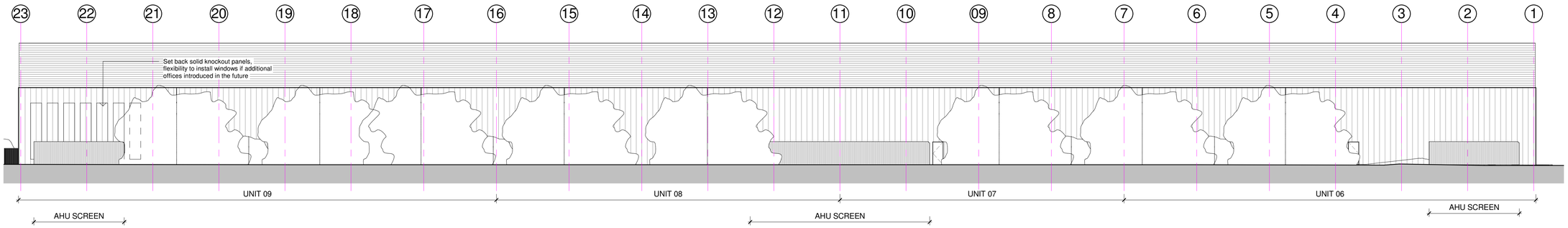

Units 6-9 North Elevation

1 : 200

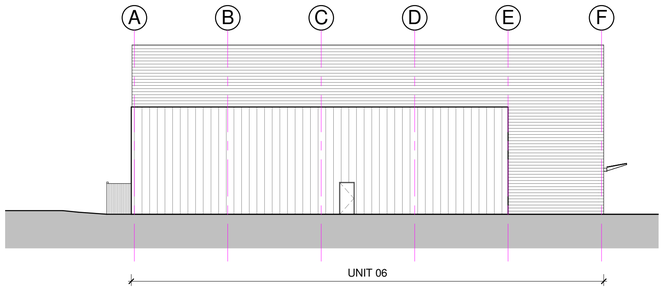

Units 6-9 West Elevation

1 : 200

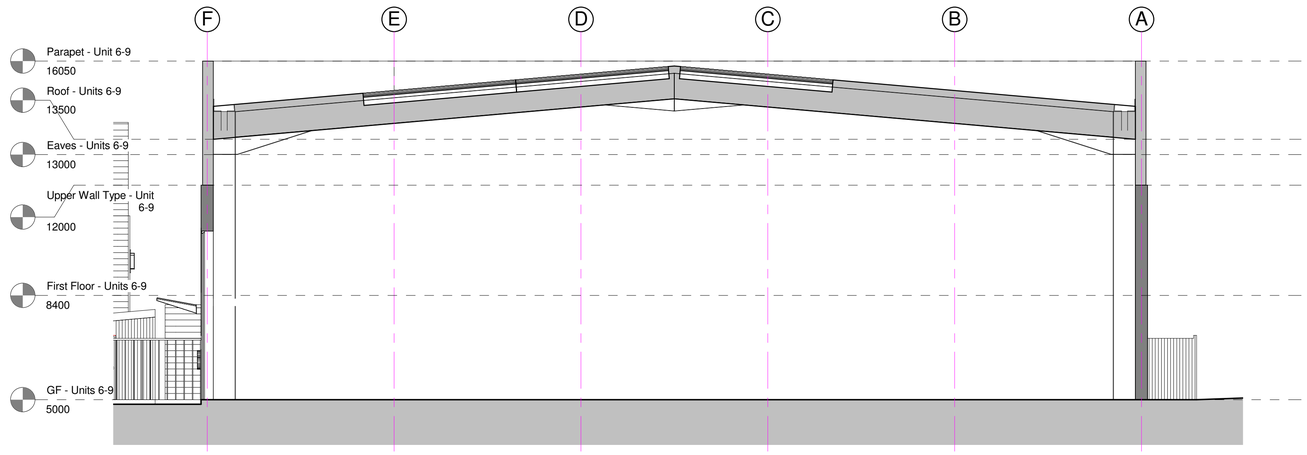

Units 6-9 Warehouse Section

1 : 100

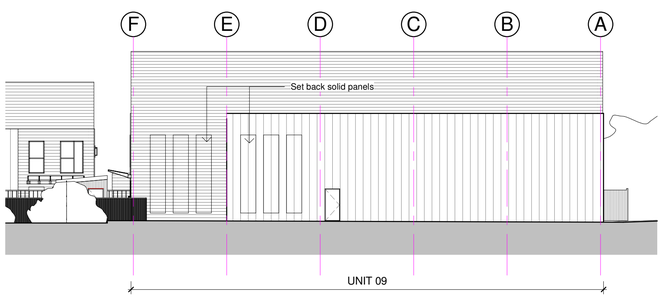

Units 6-9 East Elevation

1 : 200

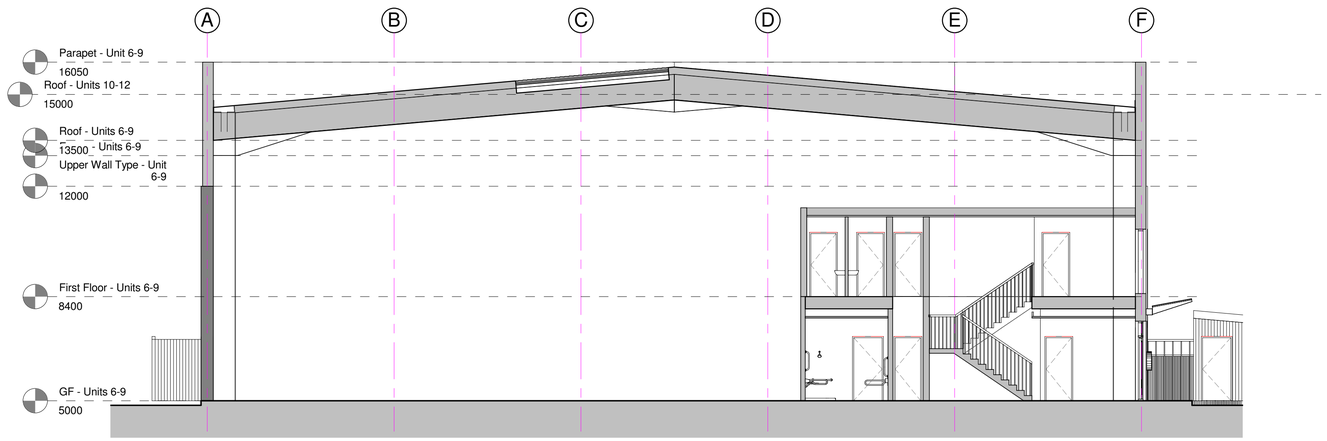

Unit 06 Section - Staircore

1 : 100

Notes

This drawing may be scaled for the purposes of Planning Applications, Land Registry and for Legal plans where the scale bar is used, and where it verifies that the drawing is an original or an accurate copy. It may not be scaled for construction purposes.
Always refer to figured dimensions. All dimensions are to be checked on site. Discrepancies and/or ambiguities between this drawing and information given elsewhere must be reported immediately to this office for clarification before proceeding. All drawings are to be read in conjunction with the specification and all works to be carried out in accordance with latest British Standards / Codes of Practice.

Rev	Date	Init	Notes	Chkd
C	01.07.19	CJ	Unit 6 elevation and annotations updated.	IJ
B	28/06/19	JH	Minor updates	IJ
A	27/06/19	JH	First Issue	IJ

2 0 2 4 6 8 10
SCALE 1:200 m

Client

Drawing Originator

AWW inspired environments

London - 106 Weston Street London SE1 3QB 020 7160 6000
Bristol - Rivergate House, Bristol, BS1 6LS 0117 923 2535
Plymouth - East Quay House, Plymouth, PL4 0HX 01752 261 282
RIBA Chartered Practice www.aww-uk.com

Project Title
Proposed Industrial Units
Langstone Technology Park,
Havant

Drawing Title
Units 06 - 09 Elevations and Typical Section

Scale	Sheet	Drawn	Checked	Date
As indicated	A1	CJ	IJ	30.05.19

Status	Project No.	
PLANNING	4046C	
Drawing Reference	Drawing No.	Revision
	0215	C

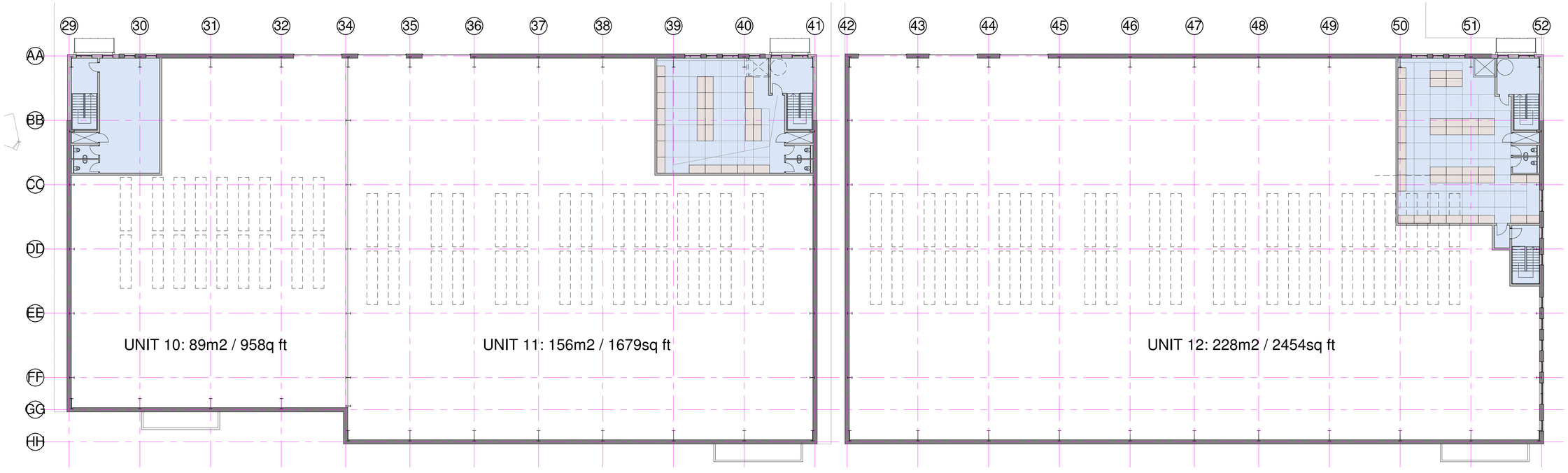

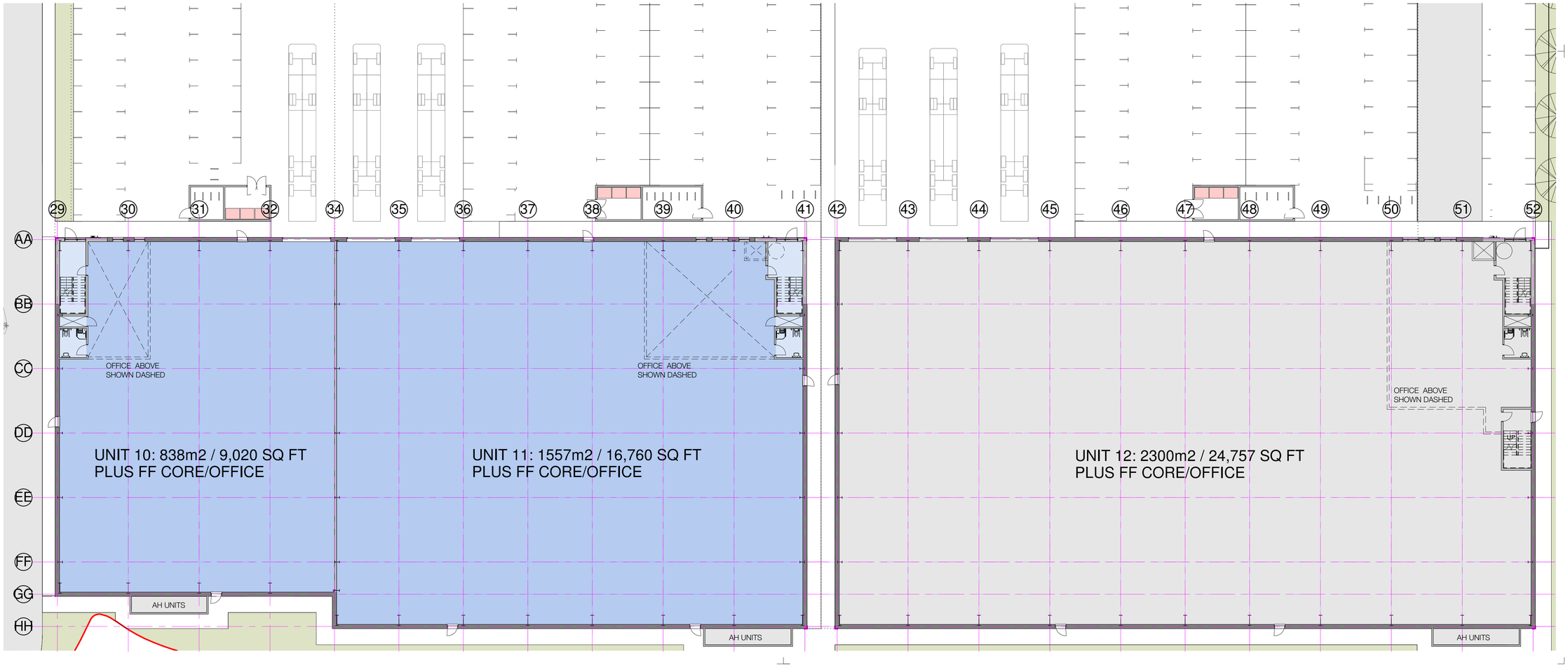

Notes

This drawing may be scaled for the purposes of Planning Applications, Land Registry and for Legal plans where the scale bar is used, and where it verifies that the drawing is an original or an accurate copy. It may not be scaled for construction purposes.
Always refer to figured dimensions. All dimensions are to be checked on site. Discrepancies and/or ambiguities between this drawing and information given elsewhere must be reported immediately to this office for clarification before proceeding. All drawings are to be read in conjunction with the specification and all works to be carried out in accordance with latest British Standards / Codes of Practice.

Rev	Date	Init	Notes	Chkd
C	01.07.19	CJ	Units 11 and 12 elevations and annotations updated.	IJ
B	28/06/19	JH	Minor updates	IJ
A	27/06/19	JH	First Issue	IJ

North

2 0 2 4 6 8 10 m
SCALE 1:200

Client

Drawing Originator

AWW inspired environments
London - 106 Weston Street London SE1 3QB 020 7160 6000
Bristol - Rivergate House, Bristol, BS1 6LS 0117 923 2535
Plymouth - East Quay House, Plymouth, PL4 0HX 01752 261 282
RIBA Chartered Practice www.aww-uk.com

Project Title
Proposed Industrial Units
Langstone Technology Park,
Havant

Drawing Title
Units 10 - 12 Floor Plans

Scale	Sheet	Drawn	Checked	Date
1 : 200	A1	CJ	IJ	30.05.19

Status	Project No.	
PLANNING	4046C	
Drawing Reference	Drawing No.	Revision
	0220	C

Units 10 - 12 Roof Plan

1 : 200

Notes

This drawing may be scaled for the purposes of Planning Applications, Land Registry and for Legal plans where the scale bar is used, and where it verifies that the drawing is an original or an accurate copy. It may not be scaled for construction purposes.
Always refer to figured dimensions. All dimensions are to be checked on site. Discrepancies and/or ambiguities between this drawing and information given elsewhere must be reported immediately to this office for clarification before proceeding. All drawings are to be read in conjunction with the specification and all works to be carried out in accordance with latest British Standards / Codes of Practice.

Rev	Date	Init	Notes	Chkd
A	27/06/19	JH	First Issue	IJ

North

2 0 2 4 6 8 10 m

SCALE 1:200

Client

Drawing Originator

AWW inspired environments

London - 106 Weston Street London SE1 3QB 020 7160 6000
Bristol - Rivergate House, Bristol, BS1 6LS 0117 923 2535
Plymouth - East Quay House, Plymouth, PL4 0HX 01752 261 282

RIBA Chartered Practice www.aww-uk.com

Project Title

Proposed Industrial Units
Langstone Technology Park,
Havant

Drawing Title

Units 10 - 12 Roof Plan

Scale	Sheet	Drawn	Checked	Date
1 : 200	A1	CJ	IJ	04.06.19

Status	Project No.	
PLANNING	4046C	
Drawing Reference	Drawing No.	Revision
	0221	A

Units 10-12 North Elevation
1 : 200

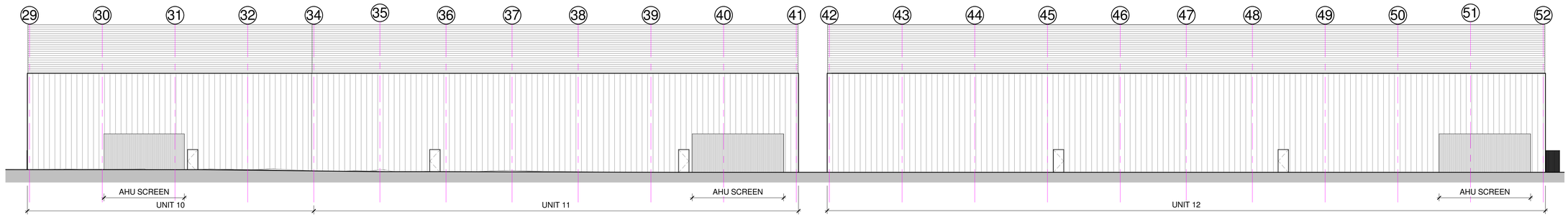

Units 10 - 12 South Elevation
1 : 200

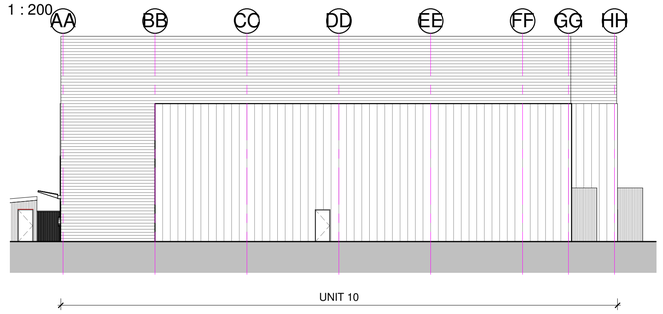

Unit 10 West Elevation
1 : 200

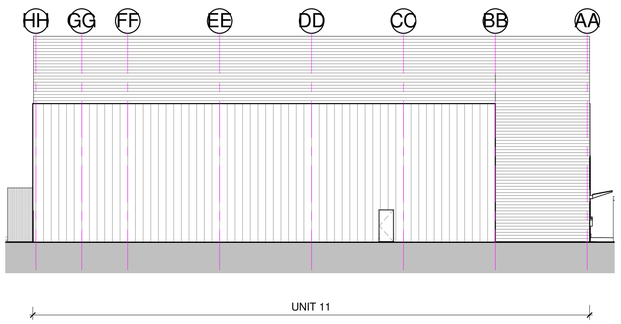

Unit 11 East Elevation
1 : 200

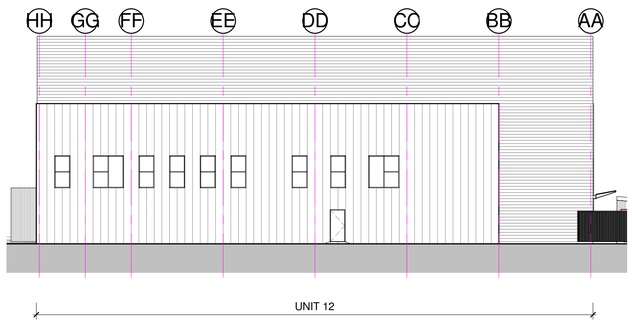

Unit 12 East Elevation
1 : 200

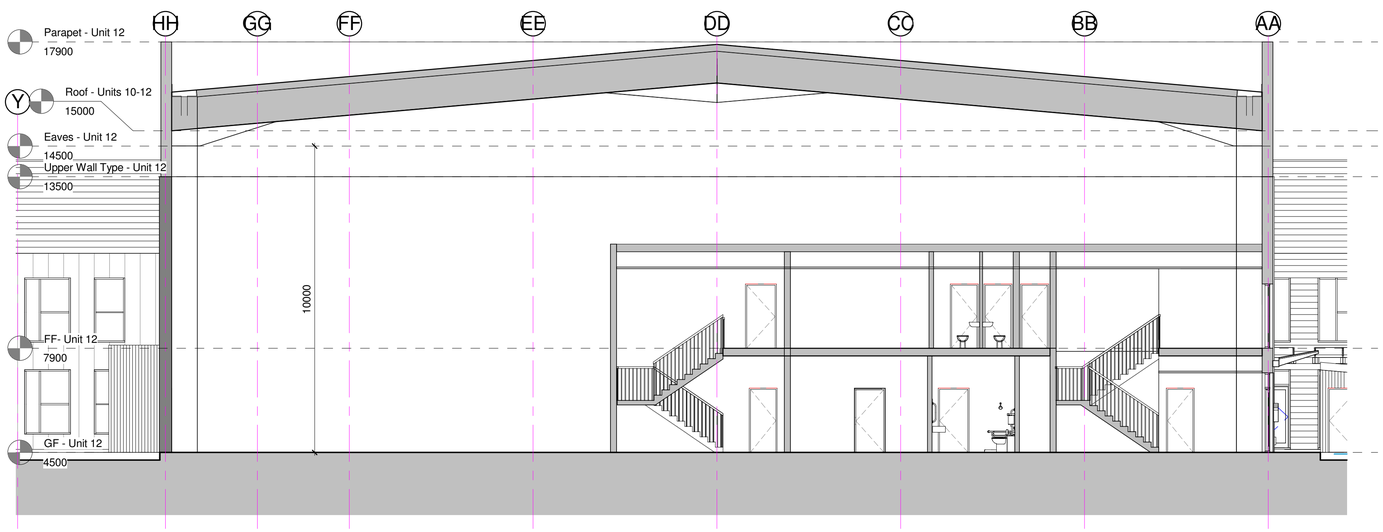

Unit 12 Section - Staircore
1 : 100

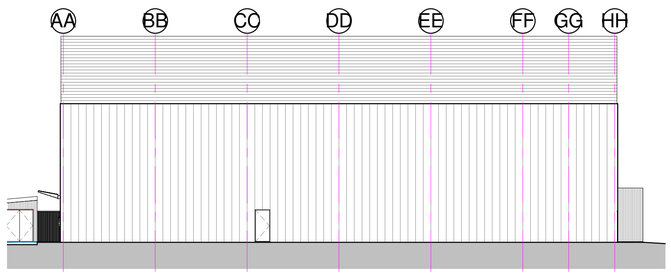

Unit 12 West Elevation
1 : 200

Notes

This drawing may be scaled for the purposes of Planning Applications, Land Registry and for Legal plans where the scale bar is used, and where it verifies that the drawing is an original or an accurate copy. It may not be scaled for construction purposes.
Always refer to figured dimensions. All dimensions are to be checked on site. Discrepancies and/or ambiguities between this drawing and information given elsewhere must be reported immediately to this office for clarification before proceeding. All drawings are to be read in conjunction with the specification and all works to be carried out in accordance with latest British Standards / Codes of Practice.

Rev	Date	Init	Notes	Chkd
C	01.07.19	CJ	Units 11 and 12 elevations and annotations updated.	IJ
B	28/06/19	JH	Minor updates	IJ
A	27/06/19	JH	First Issue	IJ

2 0 2 4 6 8 10
SCALE 1:200 m

Client

Drawing Originator

AWW inspired environments

London - 106 Weston Street London SE1 3QB 020 7160 6000
Bristol - Rivergate House, Bristol, BS1 6LS 0117 923 2535
Plymouth - East Quay House, Plymouth, PL4 0HX 01752 261 282

RIBA Chartered Practice www.aww-uk.com

Project Title
Proposed Industrial Units
Langstone Technology Park,
Havant

Drawing Title
Units 10 - 12 Elevations and Typical Section

Scale	Sheet	Drawn	Checked	Date
As indicated	A1	CJ	IJ	04.06.19

Status	Project No.	
PLANNING	4046C	
Drawing Reference	Drawing No.	Revision
	0225	C

APPENDIX B

Topographic and CCTV Survey



Notes :

Station	Easting	Northing
A	471327.174	105618.327
B	471287.031	105621.157
C	471223.321	105623.543
D	471150.333	105638.388
DHL	471086.942	105616.462
E	471138.230	105558.475
F	471204.372	105505.594
G	471100.662	105494.346
H	471089.990	105554.552
I	471090.650	105580.715
RI1	471401.011	105657.802
RI2	471386.909	105675.284
RI4	471105.132	105819.519
RI5	471091.903	105809.724
S	471338.290	105617.911
SEA	471441.101	105765.709
SEB	471500.619	105763.903
SEC	471416.131	105855.387
SECHL	471353.954	105867.887
SED	471516.282	105854.354

Stations A, B, C, D, DHL, E, F, H, I, J, RI4, RI5 and SED are marked w
Stations G, RI1, RI2, SEA, SEB, SEC and SECHL are marked with a Wooc

DX DETAIL SURVEY

AB	Air Bore	CP	Crashfully Pole	BL	Bollard
BC	Bedding Cement	CT	Cycle Rack	BS	Bus Stop
BD	Bedding Dry Mortar	DP	Drain Point	CB	Catch Basin
BG	Bedding Grouting	DS	Drain Spot	CL	Cleaning Eyelet
BH	Bore Hole	EC	Electric Cabinet	CO	Cover
BP	Bollard Post	EL	Electric Light	CS	Cover Spot
BR	Brick	EM	Electric Meter	DA	Dog Leg
BS	Bedding Sand	FC	Fence Post	DI	Drain Inlet
CA	Air Chamber	FG	Fence Post Gland	DO	Drain Outlet
CB	Air Valve	FL	Flood Light	DT	Drain Tank
CC	Air Valve Chamber	GA	Gate Post	EB	Electric Box
CD	Air Valve Manhole	GB	Gas Box	EC	Electric Cover
CE	Back Edge	GC	Gas Cover	EG	Electric Gland
CF	Bedding	GM	Gas Meter	EP	Electric Post
CG	Bedding Sand	GP	Gate Post	FB	Fire Hydrant/Hose
CH	Bollard	GR	Grating	FC	Fire Cover
CI	Bollard Light	GS	Gas Stop	FG	Fire Gland
CJ	Bollard Post	GT	Gas Tap	FH	Fire Hydrant
CK	Bollard Post Light	GV	Gas Valve	FM	Flow Meter
CL	Bollard Post Sign	HB	Hand Box	FP	Fire Post
CM	Cement Level	HC	Hand Cover	FS	Fire Stop
CN	Cement Level Cover	HD	Hand Drain	FT	Fire Tap
CO	Cover Level	HG	Hand Gland	FV	Fire Valve
CP	Concrete	HP	Hand Post	GA	Gas Valve
CR	Concrete Level	HS	Hand Stop	GB	Gas Box
CS	Cut Strip Kerb	HT	Hand Tap	GC	Gas Cover
CT	Cut Strip Kerb Marker	HV	Hand Valve	GD	Gas Drain
CU	Cubicle	IC	Inspection Chamber	GG	Gas Gland
CV	Cover	IL	Inspection Level	GP	Gas Post
CW	Cover Level	IP	Inspection Pit	GS	Gas Stop
DA	Drain Area	IT	Inspection Tap	GT	Gas Tap
DB	Drain Box	IV	Inspection Valve	GV	Gas Valve
DC	Drain Cover	JB	Junction Box	HB	Hand Box
DG	Drain Gland	JC	Junction Cover	HC	Hand Cover
DI	Drain Inlet	JG	Junction Gland	HD	Hand Drain
DL	Drain Level	JP	Junction Post	HG	Hand Gland
DM	Drain Manhole	JS	Junction Stop	HP	Hand Post
DO	Drain Outlet	JT	Junction Tap	HS	Hand Stop
DP	Drain Point	JV	Junction Valve	HT	Hand Tap
DR	Drain Rod	KB	Kerb Box	HV	Hand Valve
DS	Drain Spot	KC	Kerb Cover	IC	Inspection Chamber
DT	Drain Tank	KG	Kerb Gland	IL	Inspection Level
DU	Drain Unit	KP	Kerb Post	IP	Inspection Pit
EA	Edge Area	KS	Kerb Stop	IT	Inspection Tap
EB	Electricity Box	KT	Kerb Tap	IV	Inspection Valve
EC	Electric Cover	KV	Kerb Valve	JB	Junction Box
EG	Electric Gland	LB	Letter Box	JC	Junction Cover
EL	Electric Light	LC	Level Cover	JG	Junction Gland
EP	Electric Post	LG	Light Gland	JP	Junction Post
ES	Electric Stop	LP	Light Post	JS	Junction Stop
ET	Electric Tap	LS	Light Stop	JT	Junction Tap
EV	Electric Valve	LT	Light Tap	JV	Junction Valve
FA	Fence Area	LV	Light Valve	KB	Kerb Box
FB	Fence Box	MB	Manhole Box	KC	Kerb Cover
FC	Fence Cover	MC	Manhole Cover	KG	Kerb Gland
FG	Fence Gland	MG	Manhole Gland	KP	Kerb Post
FL	Fence Level	MP	Manhole Post	KS	Kerb Stop
FP	Fence Post	MS	Manhole Stop	KT	Kerb Tap
FS	Fence Stop	MT	Manhole Tap	KV	Kerb Valve
FT	Fence Tap	MV	Manhole Valve	LB	Letter Box
FV	Fence Valve	NP	No Further Survey	LC	Level Cover
GA	Gas Area	OB	Outlet Box	LG	Light Gland
GB	Gas Box	OC	Outlet Cover	LP	Light Post
GC	Gas Cover	OG	Outlet Gland	LS	Light Stop
GD	Gas Drain	OP	Outlet Post	LT	Light Tap
GG	Gas Gland	OS	Outlet Stop	LV	Light Valve
GP	Gas Post	OT	Outlet Tap	MB	Manhole Box
GS	Gas Stop	OV	Outlet Valve	MC	Manhole Cover
GT	Gas Tap	PB	Post Box	MG	Manhole Gland
GV	Gas Valve	PC	Permanent Beacon Marker	MP	Manhole Post
HA	Hedge Area	PG	Post Gland	MS	Manhole Stop
HB	Hand Box	PM	Parking Meter	MT	Manhole Tap
HC	Hand Cover	PO	Post	MV	Manhole Valve
HD	Hand Drain	PP	Permanent Beacon Marker	NP	No Further Survey
HG	Hand Gland	PS	Post Stop	OB	Outlet Box
HP	Hand Post	PT	Post Tap	OC	Outlet Cover
HS	Hand Stop	PV	Post Valve	OG	Outlet Gland
HT	Hand Tap	RA	Railway Area	OP	Outlet Post
HV	Hand Valve	RB	Road Box	OS	Outlet Stop
IC	Inspection Chamber	RC	Road Cover	OT	Outlet Tap
IL	Inspection Level	RG	Road Gland	OV	Outlet Valve
IP	Inspection Pit	RM	Road Marker	PB	Post Box
IT	Inspection Tap	RP	Road Post	PC	Permanent Beacon Marker
IV	Inspection Valve	RS	Road Stop	PG	Post Gland
JB	Junction Box	RT	Road Tap	PM	Parking Meter
JC	Junction Cover	RV	Road Valve	PO	Post
JG	Junction Gland	SA	Service Area	PP	Permanent Beacon Marker
JP	Junction Post	SB	Service Box	PS	Post Stop
JS	Junction Stop	SC	Service Cover	PT	Post Tap
JT	Junction Tap	SG	Service Gland	PV	Post Valve
JV	Junction Valve	SP	Service Post	RA	Railway Area
KB	Kerb Box	SS	Service Stop	RB	Road Box
KC	Kerb Cover	ST	Service Tap	RC	Road Cover
KG	Kerb Gland	SV	Service Valve	RG	Road Gland
KP	Kerb Post	TB	Telephone Box	RM	Road Marker
KS	Kerb Stop	TC	Telephone Cover	RP	Road Post
KT	Kerb Tap	TG	Telephone Gland	RS	Road Stop
KV	Kerb Valve	TP	Telephone Post	RT	Road Tap
LB	Letter Box	TS	Telephone Stop	RV	Road Valve
LC	Level Cover	TT	Telephone Tap	SA	Service Area
LG	Light Gland	TV	Telephone Valve	SB	Service Box
LP	Light Post	VB	Valve Box	SC	Service Cover
LS	Light Stop	VC	Valve Cover	SG	Service Gland
LT	Light Tap	VG	Valve Gland	SP	Service Post
LV	Light Valve	VP	Valve Post	SS	Service Stop
MB	Manhole Box	VS	Valve Stop	ST	Service Tap
MC	Manhole Cover	VT	Valve Tap	SV	Service Valve
MG	Manhole Gland	VV	Valve Valve	TB	Telephone Box
MP	Manhole Post	WB	Water Box	TC	Telephone Cover
MS	Manhole Stop	WC	Water Cover	TG	Telephone Gland
MT	Manhole Tap	WG	Water Gland	TP	Telephone Post
MV	Manhole Valve	WP	Water Post	TS	Telephone Stop
NP	No Further Survey	WS	Water Stop	TT	Telephone Tap
OB	Outlet Box	WT	Water Tap	TV	Telephone Valve
OC	Outlet Cover	WV	Water Valve	VB	Valve Box
OG	Outlet Gland			VC	Valve Cover
OP	Outlet Post				
OS	Outlet Stop				
OT	Outlet Tap				
OV	Outlet Valve				
PB	Post Box				
PC	Permanent Beacon Marker				
PG	Post Gland				
PM	Parking Meter				
PO	Post				
PP	Permanent Beacon Marker				
PS	Post Stop				
PT	Post Tap				
PV	Post Valve				
RA	Railway Area				
RB	Road Box				
RC	Road Cover				
RG	Road Gland				
RM	Road Marker				
RP	Road Post				
RS	Road Stop				
RT	Road Tap				
RV	Road Valve				
SA	Service Area				
SB	Service Box				
SC	Service Cover				
SG	Service Gland				
SP	Service Post				
SS	Service Stop				
ST	Service Tap				
SV	Service Valve				
TB	Telephone Box				
TC	Telephone Cover				
TG	Telephone Gland				
TP	Telephone Post				
TS	Telephone Stop				
TT	Telephone Tap				
TV	Telephone Valve				
VB	Valve Box				
VC	Valve Cover				

DX FENCES/WALLS/DIVISIONS

F/W	Boundary Fence	F/G	Post and Wi
F/W	Fence Wall	F/W	Boundary Fe
F/W	Close Boards Fence	F/W	Boundary Fe
F/W	Corrugated Iron Fence	F/W	Chain Link
F/W	Cyclone Fence	F/W	Close Board
F/W	Cyclone Fence	F/W	Brick Wall
F/W	Fence 1/2 Board Fence	F/W	Concrete Wa
F/W	Fence Wall	F/W	Concrete Wa
F/W	Gabion Fence	F/W	Dry Stone W
F/W	Metalic Fence	F/W	Stone Wall

DX BUILDINGS

BLD	Building	BL	Bollard
CP	Car Park	CAN	Canopy
CP	Car Tower	CAN	Canopy Area
CP	Car Park Level	CAN	Canopy Edge
CPH	Ceiling Point Height	CAN	Canopy Edge
CPH	Ceiling Point Height	CAN	Canopy Edge
DOC	Door Cover	CAN	Canopy Edge
DOC	Door Cover	CL	Column
FL	Floor Level	CL	Column
FL	Floor Level	DOC	Door Cover
FL	Floor Height	DOC	Door Cover
FL	Floor Level	DOC	Door Cover
FL	Flood Roof Light	GP	Gate Post
FL	Flood Level	GP	Gate Post
FLWC	Ground Level	GP	Gate Post
FL	Footwell Level	GP	Gate Post
FL	Footwell Level	GP	Gate Post
FL	Footwell

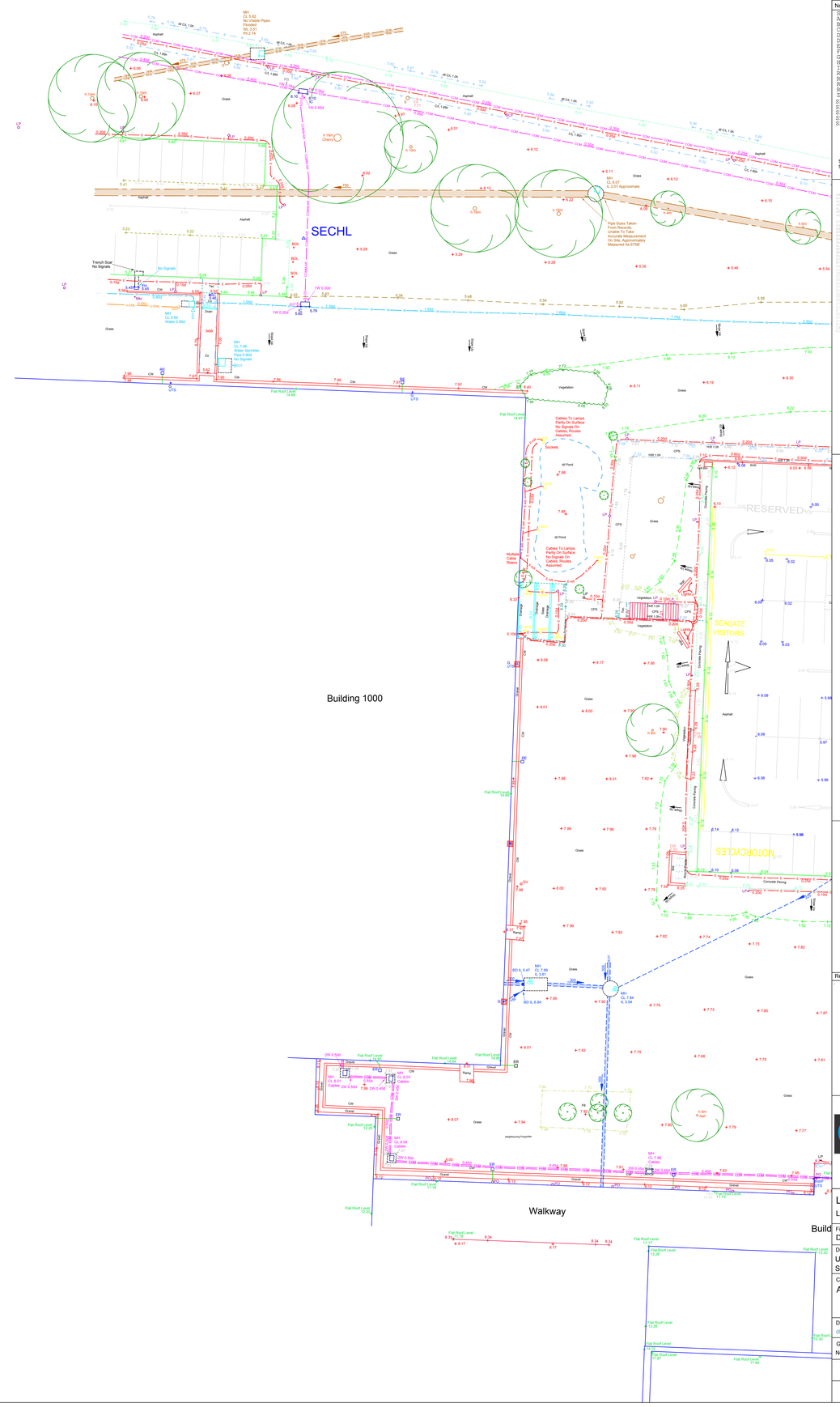

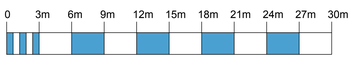

Notes :

Station	Easting	Northing	Le
A	471327.174	105618.327	7.
B	471287.031	105621.157	5.
C	471223.321	105623.543	4.
D	471150.333	105638.388	5.
DHL	471086.942	105616.462	5.
E	471138.230	105558.475	4.
F	471204.372	105505.594	4.
G	471100.662	105494.346	4.
H	471089.990	105554.552	4.
L	471090.650	105580.715	4.
RI1	471401.011	105657.802	7.
RI2	471386.909	105675.284	7.
RI4	471105.132	105819.519	5.
RI5	471091.903	105809.924	5.
Z	471338.290	105617.911	5.
SEA	471441.101	105765.709	7.
SEB	471500.619	105763.903	8.
SEC	471416.131	105855.587	7.
SECHL	471353.994	105867.887	5.
SED	471516.282	105854.354	5.

Stations A, B, C, D, DHL, E, F, H, L, Z, RI4, RI5 and SEZ are marked with a PK Nail.
Stations G, RI1, RI2, SEA, SEB, SEC and SECHL are marked with a Wooden stake.

OS DETAIL SURVEY

AB	Air Brick	LP	Lamp/Pole
AC	Access Cover	LS	Light Source
AD	Area Drain/Gullies	LT	Line Tester
AE	Accessed Element	LV	Low Voltage
AF	Access Fitting	MB	Map Boundary
AP	Activity Point	MH	Manhole
B	Bollard	MK	Mark
BA	Bus Stop	MP	Mast Point
BC	Bus Shelter	MS	Mast Stay
BD	Bus Station	NC	Network Cover
BE	Bench	NP	Network Point
BH	Borehole	OC	Other Cover
BL	Bollard	OF	Other Fitting
BM	Benchmark	OP	Other Point
BS	Bus Stop	PA	Pedestrian Area
C	Column	PB	Post Box
CA	Car Park	PC	Pedestrian Crossing
CB	Cable Television Cover	PF	Pedestrian Fence
CC	Control Cabinet	PH	Pothole
CD	Cover Drain	PI	Pedestrian Island
CE	Cover Level	PL	Pole
CF	Control Fitting	PM	Parking Meter
CG	Control Gate	PO	Post
CH	Chimney	PR	Pedestrian Ramp
CI	Cover Inspection	PS	Pump
CL	Cable	PT	Pedestrian Crossing Push
CM	Concrete	PU	Pump/Valve
CN	Connection	RE	Railway Line
CP	Concrete Post	RG	Road Gantry
CS	Concrete Stump	RM	Rising Main
CT	Cattle Grid	RP	Road Post
CV	Culvert	RS	Road Sign
DA	Data	SA	Soakaway
DO	Drain Outlet	SB	Stop Block
E	Electricity Box	SC	Sewer Cover
EA	Electric Arch	SD	Sewer Drain
EB	Electric Box	SF	Sewer Fitting
EC	Electric Control	SG	Sluice Gate
EF	Electric Fence	SH	Sewer Hatch
EG	Earthing	SI	Sewer Inspection
EH	Electric Hatch	SK	Sewer Key
EL	Electric Light	SL	Street Light
EM	Electric Meter	SM	Sewer Manhole
EP	Electric Post	SP	Sewer Point
ER	Electric Riser	SR	Sewer Riser
ES	Electric Switch	SS	Sewer Section
ET	Electric Tower	ST	Stop Tap
FB	Footbridge	SV	Sewer Valve
FC	Footway Crossing	TA	Tank
FD	Field Drain	TB	Telephone Box
FE	Fence	TC	Tree Cover
FH	Fire Hydrant	TD	Trench Drain
FL	Flag	TE	Telephone Pole
FM	Fuel Meter	TF	Telephone Fitting
FP	Footway Post	TG	Tank Gauge
FS	Flag Stump	TH	Trench Hatch
G	Gate	TK	Tank
GA	Gate Post	TL	Traffic Light
GC	Gas Cover	TM	Telephone Manhole
GD	Gas Drain	TP	Telephone Point
GF	Gas Fitting	TR	Trench
GH	Gas Hatch	TS	Traffic Signal
GM	Gas Meter	TT	Trial Trench
GP	Gas Point	UC	Utility Cover
GR	Gas Riser	UP	Utility Point
GS	Gas Section	VC	Vehicle Control
GV	Gas Valve	VP	Vent Pipe
HA	Hatch	WC	Water Cover
HC	Hand Control	WD	Water Drain
HD	Hydrant	WF	Water Fitting
HH	Hand Hole	WH	Water Hatch
HL	Hedge Line	WM	Water Meter
HP	Hand Post	WP	Water Point
HR	Hand Rail	WR	Water Riser
HS	Hedge Stump	WS	Water Section
HT	Height	WV	Water Valve
IC	Inspection Cover	XC	Xtreme Cover
IL	Invert Level	XP	Xtreme Point
IP	Inspection Point		
K	Kerb		
KC	Kerb Cross		
KD	Kerb Drop		
KE	Kerb Edge		
KF	Kerb Flush		
KP	Kerb Point		
KR	Kerb Raised		
KS	Kerb Stump		
L	Line		
LA	Lamp Arch		
LC	Level Control		
LD	Level Data		
LE	Level Edge		
LF	Level Flush		
LG	Level Gauge		
LH	Level Hatch		
LI	Level Inspection		
LM	Level Marker		
LO	Level Other		
LP	Level Point		
LR	Level Raised		
LS	Level Spot		
LT	Level Tank		
LV	Level Valve		

OS FENCES/WALLS/DIVISIONS

BWF	Barbed Wire Fence	RWF	Post and Rail Fence
CF	Chain Link Fence	SF	Stockade Fence
CLF	Close Boarded Fence	SW	Stone Wall
CP	Concrete Post Fence	TF	Trellis Fence
CW	Corrugated Iron Fence	WBF	Wire Barrier
DF	Dry Stone Wall	WF	Wire Fence
FF	Fence	WM	Wire Mesh
HF	Hedge/Bush Fence	WR	Wooden Rail
PF	Post Fence	WS	Wooden Slat
PW	Post and Wire	WV	Wire Vertical
RF	Railing Fence		

OS BUILDINGS

AS	Air Separator	H	High Level
B	Building	HC	Hot Water Cylinder
BA	Bay Window	HD	Hot Water Tank
BC	Bin Compact	HE	Hot Water Heater
BD	Bin Double	HF	Hot Water Fitting
BE	Bin Single	HP	Hot Water Point
BH	Bin Height	HS	Hot Water Store
BL	Bollard	LA	Lighting Arm
BS	Bin Single	LB	Lighting Box
C	Column	LC	Light Cone
CA	Canopy	LF	Light Fitting
CH	Chimney	LP	Lower Part Pipe
CL	Cable	LS	Light Source
CP	Concrete Post	LT	Light Tube
DH	Door Height	M	Meter
DP	Downpipe	MB	Meter Box
DW	Door Width	MC	Meter Cover
E	Eave	MF	Meter Fitting
EH	Eave Height	MP	Meter Point
FH	Floor Height	MR	Meter Riser
FL	Floor Level	MS	Meter Section
FP	Fence Post	OP	Other Point
FW	Fence Width	PC	Pipe Cover
G	Gutter	PD	Pipe Drain
GA	Gutter Arch	PF	Pipe Fitting
GB	Gutter Bracket	PH	Pipe Hatch
GC	Gutter Cover	PM	Pipe Marker
GD	Gutter Drain	PP	Pipe Point
GF	Gutter Fitting	PR	Pipe Riser
GH	Gutter Height	PS	Pipe Section
GL	Gutter Level	PV	Pipe Valve
GP	Gutter Point	RG	Rainwater Gulley
GR	Gutter Riser	RP	Rainwater Pipe
GS	Gutter Section	SC	Sewer Cover
GV	Gutter Valve	SD	Sewer Drain
HA	Hatch	SF	Sewer Fitting
HC	Hand Control	SH	Sewer Hatch
HD	Hydrant	SI	Sewer Inspection
HH	Hand Hole	SK	Sewer Key
HL	Hedge Line	SM	Sewer Manhole
HP	Hand Post	SP	Sewer Point
HR	Hand Rail	SR	Sewer Riser
HS	Hedge Stump	SS	Sewer Section
HT	Height	ST	Stop Tap
IC	Inspection Cover	SV	Sewer Valve
IL	Invert Level	TC	Tank Cover
IP	Inspection Point	TP	Tank Point
K	Kerb		
KC	Kerb Cross		
KD	Kerb Drop		
KE	Kerb Edge		
KF	Kerb Flush		
KP	Kerb Point		
KR	Kerb Raised		
KS	Kerb Stump		
L	Line		
LA	Lamp Arch		
LC	Level Control		
LD	Level Data		
LE	Level Edge		
LF	Level Flush		
LG	Level Gauge		
LH	Level Hatch		
LI	Level Inspection		
LM	Level Marker		
LO	Level Other		
LP	Level Point		
LR	Level Raised		
LS	Level Spot		
LT	Level Tank		
LV	Level Valve		

KEY FOR UNDERGROUND SERVICES

[illegible]	[illegible]

[illegible]

ABBREVIATION KEY

[illegible]	[illegible]

UTILITY SURVEY NOTES

[illegible]

1	2	3
4	5	6
7	8	

Rev:	Comments	By	Chkd	Da
-	-	-	-	-

SURVEYBAS
Surveying & BIM
www.surveybase.co.uk
Bath: 01225 314370 - London: 02039 0668

Langstone Technology Park,
Langstone Road, Havant, PO9 1SA

File Name:
Db4207-USP

Drawing Title :
Utilities Survey Of Langstone Technology Park
Sheet (2 of 8 A0)

Client:	Date
AWW	26/04/2019
	Scale
	A0 @ 1:200

Drawn by:	Checked by:	Project Code:	Revi
db - AS	db - RI	Db4207-USP	-

Grid Orientation:	Site Level Datum
North GPS	OS GPS

All dimensions are to be checked on site where applicable.This drawing must not be scaled, and only written dimensions should be respected.

Tree species and sizes on this drawing are not guaranteed, and if critical should be verified by an arboriculturist. Tree spr
average about the base, and heights are approximate at the time of the survey.

Notes :

Station	Easting	Northing	Level
A	471327.174	105618.327	5.139
B	471287.031	105621.157	5.047
C	471223.321	105623.543	4.507
D	471150.333	105638.388	5.041
DHL	471086.942	105616.462	4.603
E	471138.230	105558.475	4.859
F	471204.372	105505.594	4.301
G	471100.662	105494.346	4.442
H	471089.990	105554.552	4.446
I	471090.650	105580.715	4.591
RI1	471401.011	105657.802	7.633
RI2	471386.909	105675.284	7.584
RI4	471105.132	105819.519	5.133
RI5	471091.903	105809.724	5.373
Z	471338.290	105617.911	5.141
SEA	471441.101	105765.709	7.673
SEB	471508.619	105763.903	8.388
SEC	471416.131	105855.587	7.946
SECHL	471353.954	105867.887	5.373
SED	471516.282	105854.354	5.263

Stations A, B, C, D, DHL, E, F, H, I, Z, RI4, RI5 and SED are marked with a PK Nail.
Stations G, RI1, RI2, SEA, SEB, SEC and SECHL are marked with a Wooden stake.

OS DETAIL SURVEY

AB	Air Bender	CP	Concrete Post	RP	Road Sign
AC	Access Cover	CR	Cattle Grid	RS	Raised Seam
AD	Advertising Hoarding	CS	Cycle Stand	RT	Radio Telephone Pole
AF	Assumed Floor Level	CT	Cable Television	RU	Ruins
AG	Assumed Ground Level	CW	Cow Washer	SA	Satellite Antenna
AP	Artificial Shaw	DA	Data Point	SB	Sub Station
AT	Artificial Tree	DB	Dog Bowl	SC	Sign Post
AV	Air Vent	DC	Drain Cover	SD	Soakaway
BA	Bar Gate	DE	Dewatering Equipment	SE	Sewer Vent
BC	Bollard Cover	DG	Drain Grate	SF	Spot Height
BD	Bin Dump	DI	Drain Inlet	SG	Signal
BE	Bollard	DO	Drain Outlet	SH	Shrub
BF	Bus Flag	DP	Downpipe	SI	Sign
BG	Bus Shelter	DR	Drain	SK	Spot Level
BH	Bollard Light	DS	Downspout	SL	Street Light
BI	Bin	DT	Dump Truck	SM	Sump
BK	Bracket	EA	Electric Barrier	SN	Signal Post
BL	Building	EB	Electric Box	SO	Stop Cock
BM	Benchmark	EC	Electric Control	SP	Spot Level
BO	Bollard Cover	EG	Electric Generator	SR	Stream
BP	British Telecom Pole	EH	Air Ter Vent	SS	Sewer Shaft
BR	Bridge	EL	Electric Light	ST	Stone
BS	Bus Stop	EM	Electric Meter	SU	Surface Water Gully
BT	Bollard	EN	Electric Pole	SV	Stop Valve
BU	Buoy	ER	Electric Riser	SW	Sewage Valve
CA	Cabinet	ES	Electric Switch	TA	Telephone Pole
CB	Catch Basin	ET	Electric Transformer	TB	Tank
CC	Control Cabinet	EU	Electric Unit	TC	Tree Canopy
CD	Cover Level	EW	Electric Way Marker	TD	Trial Hole
CE	Cover Level	FA	Fire Alarm	TE	Telephone Box
CF	Cattle Feeder	FB	Field Boundary	TF	Telephone Kiosk
CG	Cattle Grid	FC	Fence Corner	TG	Tank
CH	Chimney	FD	Fence Post	TH	Tree Hole
CI	Cover Inlet	FE	Fire Extinguisher	TK	Tank
CK	Check	FH	Fire Hydrant	TL	Telephone Line
CL	Cover Level	FL	Flag Pole	TM	Trial Hole Marker
CM	Concrete Mixer	FM	Flow Meter	TN	Tree
CN	Conduit	FO	Fence Post Basin Main	TO	Telephone Cover
CO	Cleanout	FP	Footpath	TP	Telephone Pole
CP	Concrete Post	FR	Fire Hydrant	TR	Trough
CR	Cattle Grid	FS	Flushing Water	TS	Tennis Court
CS	Cycle Stand	GA	Gate	TT	Trial Trench
CT	Cable Television	GB	Goal Post	TU	Tunnel
CW	Cow Washer	GC	Gas Control	TV	Television
DA	Data Point	GD	Gate Post	UC	Unknown Cable
DB	Dog Bowl	GE	Gas Equipment	UD	Unknown Duct
DC	Drain Cover	GF	Gas Flare	UP	Unknown Pipe
DE	Dewatering Equipment	GH	Guide Post	VA	Water Valve
DG	Drain Grate	GI	Gas Inlet	VB	Vehicle Barrier
DI	Drain Inlet	GM	Gas Meter	VC	Vehicle Control
DO	Drain Outlet	GO	Gas Outlet	VD	Vehicle Detector
DP	Downpipe	GP	Guard Post	WA	Water Tap
DR	Drain	GR	Grid	WB	Weigh Bridge
DS	Downspout	GS	Gas Sampling Point	WC	Water Cock
DT	Dump Truck	GT	Gate	WD	Water Level
EA	Electric Barrier	GU	Guy	WE	Weir
EB	Electric Box	GV	Gas Valve	WF	Wire Fence
EC	Electric Control	HA	Hatch	WG	Water Gauge
EG	Electric Generator	HB	Hedge	WH	Weigh Bridge
EH	Air Ter Vent	HC	Hand Control	WI	Water Inlet
EL	Electric Light	HD	Hedge	WK	Water Level
EM	Electric Meter	HE	Hedge	WL	Water Level
EN	Electric Pole	HF	Hedge	WM	Water Meter
ER	Electric Riser	HG	Hedge	WO	Water Outlet
ES	Electric Switch	HH	Hedge	WP	Water Pump
ET	Electric Transformer	HI	Hedge	WR	Water Riser
EU	Electric Unit	HJ	Hedge	WS	Weather Station
EW	Electric Way Marker	HK	Hedge	WT	Water Tap
FA	Fire Alarm	HL	Hedge	WU	Water Valve
FB	Field Boundary	HM	Hedge	WV	Water Valve
FC	Fence Corner	HN	Hedge	WW	Weir
FD	Fence Post	HO	Hedge	XC	Cross Section
FE	Fire Extinguisher	HP	Hedge	XS	Cross Section
FH	Fire Hydrant	HQ	Hedge	YA	Yard Area
FL	Flag Pole	HR	Hedge	YC	Yard Cover
FM	Flow Meter	HS	Hedge	YD	Yard Drain
FO	Fence Post	HT	Hedge	YE	Yard Entrance
FP	Footpath	HU	Hedge	YG	Yard Grate
FR	Fire Hydrant	HV	Hedge	YH	Yard Hydrant
FS	Flushing Water	HW	Hedge	YI	Yard Inlet
GA	Gate	HX	Hedge	YL	Yard Light
GB	Goal Post	HY	Hedge	YM	Yard Manhole
GC	Gas Control	IC	Inspection Cover	YO	Yard Outlet
GD	Gate Post	IL	Inspection Light	YP	Yard Post
GE	Gas Equipment	IP	Inspection Pit	YR	Yard Riser
GF	Gas Flare	IS	Inspection Shaft	YS	Yard Sump
GH	Guide Post	IT	Inspection Tank	YT	Yard Tap
GI	Gas Inlet	JB	Junction Box	YU	Yard Valve
GM	Gas Meter	JC	Junction Chamber	YV	Yard Valve
GO	Gas Outlet	JD	Junction	YW	Yard Water Tank
GP	Guard Post	JE	Junction		
GR	Grid	JF	Junction		
GS	Gas Sampling Point	JG	Junction		
GT	Gate	JH	Junction		
GU	Guy	JI	Junction		
GV	Gas Valve	JJ	Junction		
HA	Hatch	JK	Junction		
HB	Hedge	JL	Junction		
HC	Hand Control	JM	Junction		
HD	Hedge	JN	Junction		
HE	Hedge	JO	Junction		
HF	Hedge	JP	Junction		
HG	Hedge	JQ	Junction		
HH	Hedge	JR	Junction		
HI	Hedge	JS	Junction		
HJ	Hedge	JT	Junction		
HK	Hedge	JU	Junction		
HL	Hedge	JV	Junction		
HM	Hedge	JW	Junction		
HN	Hedge	JX	Junction		
HO	Hedge	JY	Junction		
HP	Hedge	JZ	Junction		
HQ	Hedge	KA	Kerb		
HR	Hedge	KB	Kerb		
HS	Hedge	KC	Kerb		
HT	Hedge	KD	Kerb		
HU	Hedge	KE	Kerb		
HV	Hedge	KF	Kerb		
HW	Hedge	KG	Kerb		
HX	Hedge	KH	Kerb		
HY	Hedge	KI	Kerb		
IC	Inspection Cover	KJ	Kerb		
IL	Inspection Light	KK	Kerb		
IP	Inspection Pit	KL	Kerb		
IS	Inspection Shaft	KM	Kerb		
IT	Inspection Tank	KN	Kerb		
JB	Junction Box	KO	Kerb		
JC	Junction Chamber	KP	Kerb		
JD	Junction	KQ	Kerb		
JE	Junction	KR	Kerb		
JF	Junction	KS	Kerb		
JG	Junction	KT	Kerb		
JH	Junction	KU	Kerb		
JI	Junction	KV	Kerb		
JJ	Junction	KW	Kerb		
JK	Junction	KX	Kerb		
JL	Junction	KY	Kerb		
JM	Junction	KZ	Kerb		
JN	Junction	LA	Lamp		
JO	Junction	LB	Lamp		
JP	Junction	LC	Lamp		
JQ	Junction	LD	Lamp		
JR	Junction	LE	Lamp		
JS	Junction	LF	Lamp		
JT	Junction	LG	Lamp		
JU	Junction	LH	Lamp		
JV	Junction	LI	Lamp		
JW	Junction	LJ	Lamp		
JX	Junction	LK	Lamp		
JY	Junction	LL	Lamp		
JZ	Junction	LM	Lamp		
KA	Kerb	LN	Lamp		
KB	Kerb	LO	Lamp		
KC	Kerb	LP	Lamp		
KD	Kerb	LQ	Lamp		
KE	Kerb	LR	Lamp		
KF	Kerb	LS	Lamp		
KG	Kerb	LT	Lamp		
KH	Kerb	LU	Lamp		
KI	Kerb	LV	Lamp		
KJ	Kerb	LW	Lamp		
KK	Kerb	LX	Lamp		
KL	Kerb	LY	Lamp		
KM	Kerb	LZ	Lamp		
KN	Kerb	MA	Mast		
KO	Kerb	MB	Mast		
KP	Kerb	MC	Mast		
KQ	Kerb	MD	Mast		
KR	Kerb	ME	Mast		
KS	Kerb	MF	Mast		
KT	Kerb	MG	Mast		
KU	Kerb	MH	Mast		
KV	Kerb	MI	Mast		
KW	Kerb	MJ	Mast		
KX	Kerb	MK	Mast		
KY	Kerb	ML	Mast		
KZ	Kerb	MM	Mast		
LA	Lamp	MN	Mast		
LB	Lamp	MO	Mast		
LC	Lamp	MP	Mast		
LD	Lamp	MQ	Mast		
LE	Lamp	MR	Mast		
LF	Lamp	MS	Mast		
LG	Lamp	MT	Mast		
LH	Lamp	MU	Mast		
LI	Lamp	MV	Mast		
LJ	Lamp	MW	Mast		
LK	Lamp	MX	Mast		
LL	Lamp	MY	Mast		
LM	Lamp	MZ	Mast		
LN	Lamp	NA	Name		
LO	Lamp	NB	Name		
LP	Lamp	NC	Name		
LQ	Lamp	ND	Name		
LR	Lamp	NE	Name		
LS	Lamp	NF	Name		
LT	Lamp	NG	Name		
LU	Lamp	NH	Name		
LV	Lamp	NI	Name		
LW	Lamp	NJ	Name		
LX	Lamp	NK	Name		
LY	Lamp	NL	Name		
LZ	Lamp	NM	Name		
MA	Mast	NN	Name		
MB	Mast	NO	Name		
MC	Mast	NP	Name		
MD	Mast	NQ	Name		
ME	Mast	NR	Name		
MF	Mast	NS	Name		
MG	Mast	NT	Name		
MH	Mast	NU	Name		
MI	Mast	NV	Name		
MJ	Mast	NW	Name		
MK	Mast	NX	Name		
ML	Mast	NY	Name		
MM	Mast	NZ	Name		
MN	Mast	OA	Oak		
MO	Mast	OB	Oak		
MP	Mast	OC	Oak		
MQ	Mast	OD	Oak		
MR	Mast	OE	Oak		
MS	Mast	OF	Oak		
MT	Mast	OG	Oak		
MU	Mast	OH	Oak		
MV	Mast	OI	Oak		
MW	Mast	OJ	Oak		
MX	Mast	OK	Oak		
MY	Mast	OL	Oak		
MZ	Mast	OM	Oak		
NA	Name	ON	Oak		
NB	Name	OO	Oak		
NC	Name	OP	Oak		
ND	Name	OQ	Oak		
NE	Name	OR	Oak		
NF	Name	OS	Oak		
NG	Name	OT	Oak		
NH	Name	OU	Oak		
NI	Name	OV	Oak		
NJ	Name	OW	Oak		
NK	Name	OX	Oak		
NL	Name	OY	Oak		
NM	Name	OZ	Oak		
NN	Name	PA	Post		
NO	Name	PB	Post		
NP	Name	PC	Post		
NQ	Name	PD	Post		
NR	Name	PE	Post		
NS	Name	PF	Post		
NT	Name	PG	Post		
NU	Name	PH	Post		
NV	Name	PI	Post		
NW	Name	PJ	Post		
NX	Name	PK	Post		
NY	Name	PL	Post		
NZ	Name	PM	Post		
OA	Oak	PN	Post		
OB	Oak	PO	Post		
OC	Oak	PP	Post		
OD	Oak	PQ	Post		
OE	Oak	PR	Post		
OF	Oak	PS	Post		
OG	Oak	PT	Post		
OH	Oak	PU	Post		
OI	Oak	PV	Post		
OJ	Oak	PW	Post		
OK	Oak	PX	Post		
OL	Oak	PY	Post		
OM	Oak	PZ	Post		
ON	Oak	QA	Quarry		
OO	Oak	QB	Quarry		
OP	Oak	QC	Quarry		
OQ	Oak	QD	Quarry		
OR	Oak	QE	Quarry		
OS	Oak	QF	Quarry		
OT	Oak	QG	Quarry		
OU	Oak	QH	Quarry		
OV	Oak	QI	Quarry		
OW	Oak	QJ	Quarry		
OX	Oak	QK	Quarry		
OY	Oak	QL	Quarry		
OZ	Oak	QM	Quarry		
PA	Post	QN	Quarry		
PB	Post	QO	Quarry		
PC	Post	QP	Quarry		
PD	Post	QQ	Quarry		
PE	Post	QR	Quarry		
PF	Post	QS	Quarry		
PG	Post	QT	Quarry		
PH	Post	QU	Quarry		
PI	Post	QV	Quarry		
PJ	Post	QW	Quarry		
PK	Post	QX	Quarry		
PL	Post	QY	Quarry		
PM	Post	QZ	Quarry		
PN	Post	RA	Road		
PO	Post	RB	Road		
PP	Post	RC	Road		
PQ	Post	RD	Road		
PR	Post	RE	Road		
PS	Post	RF	Road		
PT	Post	RG	Road		
PU	Post	RH	Road		
PV	Post	RI	Road		
PW	Post	RJ	Road		
PX	Post	RK	Road		
PY	Post	RL	Road		
PZ	Post	RM	Road		
QA	Quarry	RN	Road		
QB	Quarry	RO	Road		
QC	Quarry	RP	Road		
QD	Quarry	RQ	Road		
QE	Quarry	RR	Road		
QF	Quarry	RS	Road		
QG	Quarry	RT	Road		
QH	Quarry	RU	Road		
QI	Quarry	RV	Road		
QJ	Quarry	RW	Road		
QK	Quarry	RX	Road		
QL	Quarry	RY	Road		
QM	Quarry	RZ	Road		
QN	Quarry	SA	Stream		
QO	Quarry	SB	Stream		
QP	Quarry	SC	Stream		
QQ	Quarry	SD	Stream		
QR	Quarry	SE	Stream		
QS	Quarry	SF	Stream		
QT	Quarry	SG	Stream		
QU	Quarry	SH	Stream		
QV	Quarry	SI	Stream		
QW	Quarry	SJ	Stream		
QX	Quarry	SK	Stream		
QY	Quarry	SL	Stream		
QZ	Quarry	SM	Stream		
RA	Road	SN	Stream		
RB	Road	SO	Stream		
RC	Road	SP	Stream		
RD	Road	SQ	Stream		
RE	Road	SR	Stream		
RF	Road	SS	Stream		
RG	Road	ST	Stream		
RH	Road	SU	Stream		
RI	Road	SV	Stream		
RJ	Road	SW	Stream		
RK	Road	SX	Stream		
RL	Road	SY	Stream		
RM	Road	SZ	Stream		
RN	Road	TA	Telephone		
RO	Road	TB	Telephone		
RP	Road	TC	Telephone		
RQ	Road	TD	Telephone		
RR	Road	TE	Telephone		
RS	Road	TF	Telephone		
RT	Road	TG	Telephone		
RU	Road	TH	Telephone		
RV	Road	TI	Telephone		
RW	Road	TJ	Telephone		
RX	Road	TK	Telephone		
RY	Road	TL	Telephone		
RZ	Road	TM	Telephone		
SA	Stream	TN	Telephone		
SB	Stream	TO	Telephone		
SC	Stream	TP	Telephone		
SD	Stream	TQ	Telephone		
SE	Stream	TR	Telephone		
SF	Stream	TS	Telephone		
SG	Stream	TT	Telephone		
SH	Stream	TU	Telephone		
SI	Stream	TV	Telephone		
SJ	Stream	TW	Telephone		
SK	Stream	TX	Telephone		
SL	Stream	TY	Telephone		
SM	Stream	TZ	Telephone		
SN	Stream	UA	Unknown		
SO	Stream	UB	Unknown		
SP	Stream	UC	Unknown		
SQ	Stream	UD	Unknown		
SR	Stream	UE	Unknown		
SS	Stream	UF	Unknown		
ST	Stream	UG	Unknown		
SU	Stream	UH	Unknown		
SV	Stream	UI	Unknown		
SW	Stream	UJ	Unknown		
SX	Stream	UK	Unknown		
SY	Stream	UL	Unknown		
SZ	Stream	UM	Unknown		
TA	Telephone	UN	Unknown		
TB	Telephone	UO	Unknown		
TC	Telephone	UP	Unknown		
TD	Telephone	UQ	Unknown		
TE	Telephone	UR	Unknown		
TF	Telephone	US	Unknown		
TG	Telephone	UT	Unknown		
TH	Telephone	UU	Unknown		
TI	Telephone	UV	Unknown		
TJ	Telephone	UW	Unknown		
TK	Telephone	UX	Unknown		
TL	Telephone	UY	Unknown		
TM	Telephone	UZ	Unknown		
TN	Telephone	VA	Water		
TO	Telephone	VB	Water		
TP	Telephone	VC	Water		
TQ	Telephone	VD	Water		
TR	Telephone	VE	Water		
TS	Telephone	VF	Water		
TT	Telephone	VG	Water		
TU	Telephone	VH	Water		
TV	Telephone	VI	Water		
TW	Telephone	VJ	Water		
TX	Telephone	VK	Water		
TY	Telephone	VL	Water		
TZ	Telephone	VM	Water		
UA	Unknown	VN	Water		
UB	Unknown	VO	Water		
UC	Unknown	VP	Water		
UD	Unknown	VQ	Water		
UE	Unknown	VR	Water		
UF	Unknown	VS	Water		
UG	Unknown	VT	Water		
UH	Unknown	VU	Water		
UI	Unknown	VV	Water		
UJ	Unknown	VW	Water		
UK	Unknown	VX	Water		
UL	Unknown	VY	Water		
UM	Unknown	VZ	Water		
UN	Unknown	WA	Water		
UO	Unknown	WB	Weigh		
UP	Unknown	WC	Water		
UQ	Unknown	WD	Water		
UR	Unknown	WE	Weir		
US	Unknown	WF	Wire		
UT	Unknown	WG	Water		
UU	Unknown	WH	Weigh		
UV	Unknown	WI	Water		
UW	Unknown	WK	Water		
UX	Unknown	WL	Water		
UY	Unknown	WM	Water		
UZ	Unknown	WO	Water		
VA	Water	WP	Water		
VB	Water	WR	Water		
VC	Water	WS	Weather		
VD	Water	WT	Water		
VE	Water	WU	Water		
VF	Water	WV	Water		
VG	Water	WW	Weir		
VH	Water	XC	Cross		
VI	Water	XS	Cross		
VJ	Water	YA	Yard		
VK	Water	YC	Yard		
VL	Water	YD	Yard		
VM	Water	YE	Yard		
VN	Water	YG	Yard		
VO	Water	YH	Yard		
VP	Water	YI	Yard		
VQ	Water	YL	Yard		
VR	Water	YM	Yard		
VS	Water	YO	Yard		
VT	Water	YP	Yard		
VU	Water	YR	Yard		
VV	Water	YS	Yard		
VW	Water	YT	Yard		
VX	Water	YU	Yard		
VY	Water	YV	Yard		
VZ	Water	YW	Yard		
WA	Water				
WB	Weigh				
WC	Water				
WD	Water				
WE	Weir				
WF	Wire				
WG	Water				
WH	Weigh				
WI	Water				
WK	Water				
WL	Water				
WM	Water				
WO	Water				
WP	Water				
WR	Water				
WS	Weather				
WT	Water				
WU	Water				
WV	Water				
WW	Weir				
XC	Cross				
XS	Cross				
YA	Yard				
YC	Yard				
YD	Yard				
YE	Yard				
YG	Yard				
YH	Yard				
YI	Yard				
YL	Yard				
YM	Yard				
YO	Yard				
YP	Yard				
YR	Yard				
YS	Yard				
YT	Yard				
YU	Yard				
YV	Yard				
YW	Yard				

KEY FOR UNDERGROUND SERVICES

Note: Colour shown is indicative only. Refer to the site for the exact details of the pipe line.

ABBREVIATION KEY:

UTILITY SURVEY NOTES:

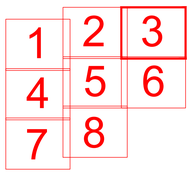

Rev:	Comments	By	Chkd	Date

SURVEYBASE
Surveying & BIM
www.surveybase.co.uk
Bath: 01225 314370 - London: 02039 066892

Langstone Technology Park,
Langstone Road, Havant, PO9 1SA

File Name:
Db4207-USP

Drawing Title :
Topographical Survey Of Langstone Technology Park Sheet (3 of 8 A0)

Client:	Date
AWW	26/04/2019
	Scale: A0 @ 1:200

Drawn by:	Checked by:	Project Code:	Revision:
db - AS	db - RI	Db4207-USP	---

Grid Orientation:	Site Level Datum
North GPS	OS GPS

All dimensions are to be checked on site where applicable.This drawing must not be scaled, and only written dimensions should be respected.

Tree species and sizes on this drawing are not guaranteed, and if critical should be verified by an arboriculturist. Tree spreads are average about the tree, and heights are approximate at the time of the survey.

Notes :

Station	Easting	Northi
A	471327.174	105618
B	471287.031	105621
C	471223.321	105623
D	471150.333	105638
DHL	471086.942	105616
E	471138.230	105558
F	471204.372	105505
G	471100.662	105494
H	471089.990	105554
I	471090.650	105580
RI1	471401.011	105567
RI2	471386.909	105675
RI4	471105.130	105819
RI5	471091.903	105809
Z	471338.290	105617
SEA	471441.101	105765.
SEB	471500.619	105763.
SEC	471416.131	105855.
SECHL	471353.904	105867.
SED	471516.282	105854.

Stations A, B, C, D, DHL, E, F, H, I, Z, RI4, RI5 and SED are n
Stations G, RI1, RI2, SEA, SEB, SEC and SECHL are marked with

GN. DETAIL SURVEY

AC	Air Bellows	EP	Electricity Pole
AD	Air Development Unit	EW	Edge Water
AF	Advanced Stopline Bar	F	Fence
AG	Air Valve	FB	Flag Bollard
AH	Advertising Hoarding	FC	Fire Control
AP	Air Pipe	FD	Field Drain
B	Bollard	FE	Fire Extinguisher
BA	Bus Stop	FH	Fire Hydrant
BC	Bus Shelter	FL	Floor Level
BD	Bus Stop Boundary	FP	Footpath
BE	Bend	G	Gate
BH	Borehole	GA	Gas Valve
BL	Bollard Lighting	GC	Gas Control
BM	Benchmark	GD	Gas Drain
BO	Bollard	GF	Gas Flare
BR	Brick Terrace Edge	GM	Gas Meter
BS	Bus Stop Sign	GP	Guard Post
C	Cable	GR	Grill
CA	Cattle Grid	GS	Gas Service
CB	Catch Basin	GT	Gas Tap
CC	Concrete Cube	GU	Gas Valve
CD	Cleaner Duct	H	Hydrant
CE	Control Equipment	HA	Hazard Marker
CF	Cleaner Flange	HC	Hand Control
CG	Cattle Grid	HD	Hand Dryer
CH	Chainage	HL	Hazard Light
CL	Clothes Line	HR	Hand Rail
CM	Concrete Mast	HS	Hose Stand
CO	Cover	HT	Height
CP	Car Park Ticket Machine	IC	Inspection Chamber
CR	Cover Reduced	IL	Invert Level
CS	Cover Square	IP	Inspection Pit
CT	Cover Triangular	J	Junction
CU	Cover Unknown	K	Kerb
D	Drain	KA	Kerb Angle
DA	Data Point	KD	Kerb Drop
DB	Distribution Board	KE	Kerb Edge
DC	Drain Cleaner	KF	Kerb Face
DE	Downpipe	KG	Kerb Gully
DF	Drain Flange	KH	Kerb Height
DG	Downpipe Gully	KL	Kerb Level
DH	Drain Hole	KR	Kerb Radius
DI	Drain Inspection	KS	Kerb Stone
DL	Drain Level	L	Lamp
DM	Drain Manhole	LA	Lamp Arm
DO	Drain Outlet	LB	Letter Box
DP	Downpipe	LC	Level Crossing
DR	Drain	LD	Level Data
DS	Downstand	LE	Lamp Post Electric
DT	Drain Trap	LG	Lamp Post Gas
E	Electric	LP	Lamp Post
EA	Electric Arch	LS	Lamp Post Solar
EB	Electric Box	LT	Lamp Post Telecom
EC	Electric Control	M	Manhole
EF	Electric Fence	MA	Mast Arm
EG	Electric Gate	MB	Mail Box
EH	Electric Hatch	MC	Motor Control
EL	Electric Light	MD	Manhole Data
EM	Electric Meter	MH	Manhole
EO	Electric Outlet	MI	Manhole Invert
EP	Electric Pole	MK	Marker
EW	Edge Water	MO	Mooring
F	Fence	MP	Mooring Post
FB	Flag Bollard	MR	Manhole Reduced
FC	Fire Control	MS	Mast
FD	Field Drain	MT	Manhole Triangular
FE	Fire Extinguisher	MU	Manhole Unknown
FH	Fire Hydrant	N	Name
FL	Floor Level	NP	Name Plate
FP	Footpath	O	Outlet
G	Gate	OB	Oil Boom
GA	Gas Valve	OC	Oil Control
GC	Gas Control	OD	Outlet Data
GD	Gas Drain	OF	Oil Fence
GF	Gas Flare	OG	Overhead Gantry
GM	Gas Meter	OH	Overhead
GP	Guard Post	OL	Overhead Line
GR	Grill	OP	Oil Pump
GS	Gas Service	OS	Oil Skimmer
GT	Gas Tap	P	Post
GU	Gas Valve	PA	Post Arm
H	Hydrant	PB	Post Box
HA	Hazard Marker	PC	Point Control
HC	Hand Control	PD	Point Data
HD	Hand Dryer	PE	Pedestal
HL	Hazard Light	PF	Post Flange
HR	Hand Rail	PG	Post Gate
HS	Hose Stand	PH	Post Hole
HT	Height	PL	Post Light
IC	Inspection Chamber	PM	Post Mast
IL	Invert Level	PO	Post Office
IP	Inspection Pit	PR	Post Reduced
J	Junction	PS	Post Stone
K	Kerb	PT	Post Telecom
KA	Kerb Angle	PU	Post Unknown
KD	Kerb Drop	R	Rain Water Pipe
KE	Kerb Edge	RA	Radar
KF	Kerb Face	RB	Rubbish Bin
KG	Kerb Gully	RC	Road Control
KH	Kerb Height	RD	Road Data
KL	Kerb Level	RE	Reflector
KR	Kerb Radius	RF	Rail Fence
KS	Kerb Stone	RG	Rail Gate
L	Lamp	RH	Rail Height
LA	Lamp Arm	RL	Rail Level
LB	Letter Box	RM	Rail Mast

GN. FENCES/WALLS/DIVISIONS

BFW	Barbed Wire Fence	PCW	Post
BW	Brick Wall	PF	Post
CBF	Close Boarded Fence	PW	Post
CF	Corrugated Iron Fence	RW	Retai
CW	Concrete Wall	SF	Stock
FF	Field Fence	SW	Stone
HF	Hedge / Bushes	TF	Trelli
PF	Post & Rail Fence	TW	Tiled
PFW	Post & Wire Fence	WF	Wire
PIF	Post & Panel Fence	WW	Wood
PIW	Post & Wire Fence		

GN. BUILDINGS

AS	Air Separator	PB	Page Br
BA	Bus Shelter	PC	Public C
BC	Cover Gas	PH	Public H
BD	Cover Drain	PO	Post Of
BE	Cover Electric	PS	Pump S
BF	Cover Fire Hydrant	RC	Rain C
BG	Cover Gas	RG	Rain G
BH	Cover Water	SB	Sub Sta
BI	Cover Unknown	SC	Sewage
BJ	Cover Junction	SD	Sewage
BK	Cover Kerb	SE	Sewage
BL	Cover Level	SF	Sewage
BM	Cover Manhole	SG	Sewage
BO	Cover Outlet	SH	Sewage
BP	Cover Post	SI	Sewage
BR	Cover Rain	SJ	Sewage
BS	Cover Sewer	SK	Sewage
BT	Cover Telecom	SL	Sewage
BU	Cover Unknown	SM	Sewage
BV	Cover Valve	SN	Sewage
BW	Cover Water	SO	Sewage
C	Cabinet	SP	Sewage
CA	Cabinet Data	SQ	Sewage
CB	Cabinet Telecom	SR	Sewage
CC	Cabinet Control	SS	Sewage
CD	Cabinet Data	SU	Sewage
CE	Cabinet Electric	SV	Sewage
CF	Cabinet Fire	SW	Sewage
CG	Cabinet Gas	SX	Sewage
CH	Cabinet Unknown	SY	Sewage
CI	Cabinet Junction	TA	Telecom
CJ	Cabinet Junction	TB	Telecom
CK	Cabinet Kerb	TC	Telecom
CL	Cabinet Level	TD	Telecom
CM	Cabinet Manhole	TE	Telecom
CO	Cabinet Outlet	TF	Telecom
CP	Cabinet Post	TG	Telecom
CR	Cabinet Rain	TH	Telecom
CS	Cabinet Sewer	TI	Telecom
CT	Cabinet Telecom	TJ	Telecom
CU	Cabinet Unknown	TK	Telecom
CV	Cabinet Valve	TL	Telecom
CW	Cabinet Water	TM	Telecom
D	Data	TN	Telecom
DA	Data Point	TO	Telecom
DB	Distribution Board	TP	Telecom
DC	Data Cabinet	TQ	Telecom
DD	Data Duct	TR	Telecom
DE	Data Electric	TS	Telecom
DF	Data Fire	TT	Telecom
DG	Data Gas	TU	Telecom
DH	Data Hydrant	TV	Telecom
DI	Data Junction	TW	Telecom
DJ	Data Junction	TX	Telecom
DK	Data Kerb	TY	Telecom
DL	Data Level	UA	Unknown
DM	Data Manhole	UB	Unknown
DO	Data Outlet	UC	Unknown
DP	Data Post	UD	Unknown
DR	Data Rain	UE	Unknown
DS	Data Sewer	UF	Unknown
DT	Data Telecom	UG	Unknown
DU	Data Unknown	UH	Unknown
DV	Data Valve	UI	Unknown
DW	Data Water	UJ	Unknown
E	Electric	UK	Unknown
EA	Electric Arch	UL	Unknown
EB	Electric Box	UM	Unknown
EC	Electric Control	UN	Unknown
ED	Electric Data	UO	Unknown
EE	Electric Electric	UP	Unknown
EF	Electric Fire	UQ	Unknown
EG	Electric Gas	UR	Unknown
EH	Electric Hydrant	US	Unknown
EI	Electric Junction	UT	Unknown
EJ	Electric Junction	UU	Unknown
EK	Electric Kerb	UV	Unknown
EL	Electric Level	UW	Unknown
EM	Electric Manhole	UX	Unknown
EO	Electric Outlet	UY	Unknown
EP	Electric Post	V	Valve
ER	Electric Rain	VA	Valve
ES	Electric Sewer	VB	Valve
ET	Electric Telecom	VC	Valve
EU	Electric Unknown	VD	Valve
EV	Electric Valve	VE	Valve
EW	Electric Water	VF	Valve
F	Fire	VG	Valve
FA	Fire Alarm	VH	Valve
FB	Fire Bell	VI	Valve
FC	Fire Control	VJ	Valve
FD	Fire Data	VK	Valve
FE	Fire Extinguisher	VL	Valve
FF	Fire Fence	VM	Valve
FG	Fire Gate	VN	Valve
FH	Fire Hydrant	VO	Valve
FI	Fire Junction	VP	Valve
FJ	Fire Junction	VQ	Valve
FK	Fire Kerb	VR	Valve
FL	Fire Level	VS	Valve
FM	Fire Manhole	VT	Valve
FO	Fire Outlet	VU	Valve
FP	Fire Post	VV	Valve
FR	Fire Rain	VW	Valve
FS	Fire Sewer	VX	Valve
FT	Fire Telecom	VY	Valve
FU	Fire Unknown	W	Water
FV	Fire Valve	WA	Water
FW	Fire Water	WB	Water
G	Gas	WC	Water
GA	Gas Alarm	WD	Water
GB	Gas Bell	WE	Water
GC	Gas Control	WF	Water
GD	Gas Data	WG	Water
GE	Gas Electric	WH	Water
GF	Gas Fire	WI	Water
GG	Gas Gas	WJ	Water
GH	Gas Hydrant	WK	Water
GI	Gas Junction	WL	Water
GJ	Gas Junction	WM	Water
GK	Gas Kerb	WN	Water
GL	Gas Level	WO	Water
GM	Gas Manhole	WP	Water
GO	Gas Outlet	WQ	Water
GP	Gas Post	WR	Water
GR	Gas Rain	WS	Water
GS	Gas Sewer	WT	Water
GT	Gas Telecom	WU	Water
GU	Gas Unknown	WV	Water
GV	Gas Valve	WW	Water
GW	Gas Water	X	Unknown
H	Hydrant	XA	Unknown
HA	Hydrant Data	XB	Unknown
HB	Hydrant Bell	XC	Unknown
HC	Hydrant Control	XD	Unknown
HD	Hydrant Data	XE	Unknown
HE	Hydrant Electric	XF	Unknown
HF	Hydrant Fire	XG	Unknown
HG	Hydrant Gas	XH	Unknown
HH	Hydrant Hydrant	XI	Unknown
HI	Hydrant Junction	XJ	Unknown
HJ	Hydrant Junction	XK	Unknown
HK	Hydrant Kerb	XL	Unknown
HL	Hydrant Level	XM	Unknown
HM	Hydrant Manhole	XN	Unknown
HO	Hydrant Outlet	XO	Unknown
HP	Hydrant Post	XP	Unknown
HR	Hydrant Rain	XQ	Unknown
HS	Hydrant Sewer	XR	Unknown
HT	Hydrant Telecom	XS	Unknown
HU	Hydrant Unknown	XT	Unknown
HV	Hydrant Valve	XU	Unknown
HW	Hydrant Water	XV	Unknown
I	Junction	XW	Unknown
IA	Junction Data	XX	Unknown
IB	Junction Bell	XY	Unknown
IC	Junction Control	Y	Unknown
ID	Junction Data	YA	Unknown
IE	Junction Electric	YB	Unknown
IF	Junction Fire	YC	Unknown
IG	Junction Gas	YD	Unknown
IH	Junction Hydrant	YE	Unknown
II	Junction Junction	YF	Unknown
IJ	Junction Junction	YG	Unknown
IK	Junction Kerb	YH	Unknown
IL	Junction Level	YI	Unknown
IM	Junction Manhole	YJ	Unknown
IO	Junction Outlet	YK	Unknown
IP	Junction Post	YL	Unknown
IR	Junction Rain	YM	Unknown
IS	Junction Sewer	YN	Unknown
IT	Junction Telecom	YO	Unknown
IU	Junction Unknown	YP	Unknown
IV	Junction Valve	YQ	Unknown
IW	Junction Water	YR	Unknown
J	Junction	YS	Unknown
JA	Junction Data	YT	Unknown
JB	Junction Bell	YU	Unknown
JC	Junction Control	YV	Unknown
JD	Junction Data	YW	Unknown
JE	Junction Electric	YX	Unknown
JF	Junction Fire	YY	Unknown
JG	Junction Gas	Z	Unknown
JH	Junction Hydrant	ZA	Unknown
JI	Junction Junction	ZB	Unknown
JJ	Junction Junction	ZC	Unknown
JK	Junction Kerb	ZD	Unknown
JL	Junction Level	ZE	Unknown
JM	Junction Manhole	ZF	Unknown
JO	Junction Outlet	ZG	Unknown
JP	Junction Post	ZH	Unknown
JR	Junction Rain	ZI	Unknown
JS	Junction Sewer	ZJ	Unknown
JT	Junction Telecom	ZK	Unknown
JU	Junction Unknown	ZL	Unknown
JV	Junction Valve	ZM	Unknown
JW	Junction Water	ZN	Unknown
K	Kerb	ZO	Unknown
KA	Kerb Angle	ZP	Unknown
KD	Kerb Drop	ZQ	Unknown
KE	Kerb Edge	ZR	Unknown
KF	Kerb Face	ZS	Unknown
KG	Kerb Gully	ZT	Unknown
KH	Kerb Height	ZU	Unknown
KL	Kerb Level	ZV	Unknown
KR	Kerb Radius	ZW	Unknown
KS	Kerb Stone	ZX	Unknown
L	Lamp	ZY	Unknown
LA	Lamp Arm		
LB	Letter Box		
LC	Level Crossing		
LD	Level Data		
LE	Lamp Post Electric		
LG	Lamp Post Gas		
LP	Lamp Post		
LS	Lamp Post Solar		
LT	Lamp Post Telecom		
M	Manhole		
MA	Mast Arm		
MB	Mail Box		
MC	Motor Control		
MD	Manhole Data		
MH	Manhole		
MI	Manhole Invert		
MK	Marker		
MO	Mooring		
MP	Mooring Post		
MR	Manhole Reduced		
MS	Mast		
MT	Manhole Triangular		
MU	Manhole Unknown		
N	Name		
NP	Name Plate		
O	Outlet		
OB	Oil Boom		
OC	Oil Control		
OD	Outlet Data		
OF	Oil Fence		
OG	Overhead Gantry		
OH	Overhead		
OL	Overhead Line		
OP	Oil Pump		
OS	Oil Skimmer		
P	Post		
PA	Post Arm		
PB	Post Box		
PC	Point Control		
PD	Point Data		
PE	Pedestal		
PF	Post Flange		
PG	Post Gate		
PH	Post Hole		
PL	Post Light		
PM	Post Mast		
PO	Post Office		
PR	Post Reduced		
PS	Post Stone		
PT	Post Telecom		
PU	Post Unknown		
R	Rain Water Pipe		
RA	Radar		
RB	Rubbish Bin		
RC	Road Control		
RD	Road Data		
RE	Reflector		
RF	Rail Fence		
RG	Rail Gate		
RH	Rail Height		
RL	Rail Level		
RM	Rail Mast		

KEY FOR UNDERGROUND SERVICES

Air Pipe	
Air Valve	
Air Development Unit	
Advanced Stopline Bar	
Advertising Hoarding	
Advertising Show	
Air Pipe	
Air Valve	
Air Bellows	
Air Development Unit	
Bus Stop	
Bus Shelter	
Bus Stop Boundary	
Bollard	
Bollard Lighting	
Bend	
Borehole	
Bus Stop Sign	
Benchmark	
Bollard	
Bollard Lighting	
Bus Stop	
Bus Stop Boundary	
Bus Shelter	
Bus Stop Sign	
Bend	
Borehole	
Benchmark	
Brick Terrace Edge	
Cable	
Cattle Grid	
Catch Basin	
Concrete Cube	
Cleaner Duct	
Control Equipment	
Cleaner Flange	
Cattle Grid	
Chainage	
Clothes Line	
Concrete Mast	
Cover	
Car Park Ticket Machine	
Cover Reduced	
Cover Square	
Cover Triangular	
Cover Unknown	
Drain	
Data Point	
Distribution Board	
Drain Cleaner	
Downpipe	
Drain Flange	
Downpipe Gully	
Drain Hole	
Drain Inspection	
Drain Level	
Drain Manhole	
Drain Outlet	
Downpipe	
Drain	
Downstand	
Drain Trap	
Electric	
Electric Arch	
Electric Box	
Electric Control	
Electric Fence	
Electric Gate	
Electric Hatch	
Electric Light	
Electric Meter	
Electric Outlet	
Electric Pole	
Edge Water	
Fence	
Flag Bollard	
Fire Control	
Field Drain	
Fire Extinguisher	
Fire Hydrant	
Floor Level	
Footpath	
Gate	
Gas Valve	
Gas Control	
Gas Drain	
Gas Flare	
Gas Meter	
Guard Post	
Grill	
Gas Service	
Gas Tap	
Gas Valve	
Hydrant	
Hazard Marker	
Hand Control	
Hand Dryer	
Hazard Light	
Hand Rail	
Hose Stand	
Height	
Inspection Chamber	
Invert Level	
Inspection Pit	
Junction	
Kerb	
Kerb Angle	
Kerb Drop	
Kerb Edge	
Kerb Face	
Kerb Gully	
Kerb Height	
Kerb Level	
Kerb Radius	
Kerb Stone	
Lamp	
Lamp Arm	
Letter Box	
Level Crossing	
Level Data	
Lamp Post Electric	
Lamp Post Gas	
Lamp Post	
Lamp Post Solar	
Lamp Post Telecom	
Manhole	
Mast Arm	
Mail Box	
Motor Control	
Manhole Data	
Manhole	
Manhole Invert	
Marker	
Mooring	
Mooring Post	
Manhole Reduced	
Mast	
Manhole Triangular	
Manhole Unknown	
Name	
Name Plate	
Outlet	
Oil Boom	
Oil Control	
Outlet Data	
Oil Fence	
Overhead Gantry	
Overhead	
Overhead Line	
Oil Pump	
Oil Skimmer	
Post	
Post Arm	
Post Box	
Point Control	
Point Data	
Pedestal	
Post Flange	
Post Gate	
Post Hole	
Post Light	
Post Mast	
Post Office	
Post Reduced	
Post Stone	
Post Telecom	
Post Unknown	
Rain Water Pipe	
Radar	
Rubbish Bin	
Road Control	
Road Data	
Reflector	
Rail Fence	
Rail Gate	
Rail Height	
Rail Level	
Rail Mast	

Pipes marked using an asterisk (*) are not shown on the survey

ABBREVIATION KEY

ACC	Access
ACP	Access Chamber Pit
ACR	Access Cover
ADJ	Adjacent
AGL	Above Ground Level
AGS	Above Ground Structure
AGV	Air Gas Valve
AIR	Air Valve
ALT	Altitude
ANT	Antenna
APP	Approximately
ARCH	Arch
ASP	Asphalt
AVG	Average
BAS	Basement
BDY	Boundary
BFL	Bottom Flange
BFP	Bottom Flange Pipe
BFW	Barbed Wire Fence
BGL	Below Ground Level
BGS	Below Ground Structure
BLD	Building
BLK	Block
BLKD	Blocked
BLKW	Blockwork
BOT	Bottom
BRG	Bearing
BRK	Brick
BRKD	Bricked
BRKW	Brickwork
BRM	Barrier
BSL	Bottom Surface Level
BSP	Bottom Surface Pipe
BTL	Bottom Level
BTM	Bottom
BTP	Bottom Pipe
BUR	Buried
BWF	Barbed Wire Fence
C	Cable
CAB	Cabinet
CAP	Capped
CBF	Close Boarded Fence
CC	Concrete Cube
CCD	Concrete Cable Duct
CCM	Concrete Mast
CCW	Concrete Wall
CD	Cleaner Duct
CDP	Cleaner Duct Pipe
CF	Cleaner Flange
CFP	Cleaner Flange Pipe
CFW	Corrugated Iron Fence
CH	Chainage
CHK	Check
CL	Clothes Line
CLR	Clear
CLS	Close
CM	Concrete Mast
CMP	Corrugated Metal Pipe
CO	Cover
CONC	Concrete
CP	Car Park Ticket Machine
CR	Cover Reduced
CS	Cover Square
CT	Cover Triangular
CU	Cover Unknown
CW	Concrete Wall
D	Drain
DA	Data Point
DB	Distribution Board
DC	Drain Cleaner
DE	Downpipe
DF	Drain Flange
DG	Downpipe Gully
DH	Drain Hole
DI	Drain Inspection
DL	Drain Level
DM	Drain Manhole
DO	Drain Outlet
DP	Downpipe
DR	Drain
DS	Downstand
DT	Drain Trap
E	Electric
EA	Electric Arch
EB	Electric Box
EC	Electric Control
EF	Electric Fence
EG	Electric Gate
EH	Electric Hatch
EL	Electric Light
EM	Electric Meter
EO	Electric Outlet
EP	Electric Pole
EW	Edge Water
F	Fence
FB	Flag Bollard
FC	Fire Control
FD	Field Drain
FE	Fire Extinguisher
FH	Fire Hydrant
FL	Floor Level
FP	Footpath
G	Gate
GA	Gas Valve
GC	Gas Control
GD	Gas Drain
GF	Gas Flare
GM	Gas Meter
GP	Guard Post
GR	Grill
GS	Gas Service
GT	Gas Tap
GU	Gas Valve
H	Hydrant
HA	Hazard Marker
HC	Hand Control
HD	Hand Dryer
HL	Hazard Light
HR	Hand Rail
HS	Hose Stand
HT	Height
IC	Inspection Chamber
IL	Invert Level
IP	Inspection Pit
J	Junction
K	Kerb
KA	Kerb Angle
KD	Kerb Drop
KE	Kerb Edge
KF	Kerb Face
KG	Kerb Gully
KH	Kerb Height
KL	Kerb Level
KR	Kerb Radius
KS	Kerb Stone
L	Lamp
LA	Lamp Arm
LB	Letter Box
LC	Level Crossing
LD	Level Data
LE	Lamp Post Electric
LG	Lamp Post Gas
LP	Lamp Post
LS	Lamp Post Solar
LT	Lamp Post Telecom
M	Manhole
MA	Mast Arm
MB	Mail Box
MC	Motor Control
MD	Manhole Data
MH	Manhole
MI	Manhole Invert
MK	Marker
MO	Mooring
MP	Mooring Post
MR	Manhole Reduced
MS	Mast
MT	Manhole Triangular
MU	Manhole Unknown
N	Name
NP	Name Plate
O	Outlet
OB	Oil Boom
OC	Oil Control
OD	Outlet Data
OF	Oil Fence
OG	Overhead Gantry
OH	Overhead
OL	Overhead Line
OP	Oil Pump
OS	Oil Skimmer
P	Post
PA	Post Arm
PB	Post Box
PC	Point Control
PD	Point Data
PE	Pedestal
PF	Post Flange
PG	Post Gate
PH	Post Hole
PL	Post Light
PM	Post Mast
PO	Post Office
PR	Post Reduced
PS	Post Stone
PT	Post Telecom
PU	Post Unknown
R	Rain Water Pipe
RA	Radar
RB	Rubbish Bin
RC	Road Control
RD	Road Data
RE	Reflector
RF	Rail Fence
RG	Rail Gate
RH	Rail Height
RL	Rail Level
RM	Rail Mast

UTILITY SURVEY NOTES

[illegible]

1	2	
4	5	
7	8	

Rev: Comments

SURVEY
Surveying
www.surveyba
Bath: 01225 314370 - London:

Langstone Technology Par
Langstone Road, Havant, PO9 1SA

File Name:
Db4207-USP

Drawing Title :
Utilities Survey Of Langstone Techn
Sheet (4 of 8 A0)

Client:
AWW

Drawn by:	Checked by:	Project Code
db - AS	db - RI	Db4207
Grid Orientation: North GPS		Site Level OS GPS

All dimensions are to be checked on site where applicable This draw and only written dimensions should be respecte

Tree species and sizes on the drawing are not guaranteed, and if critical should be v average about the tools, and heights are approximate at the time of the survey.

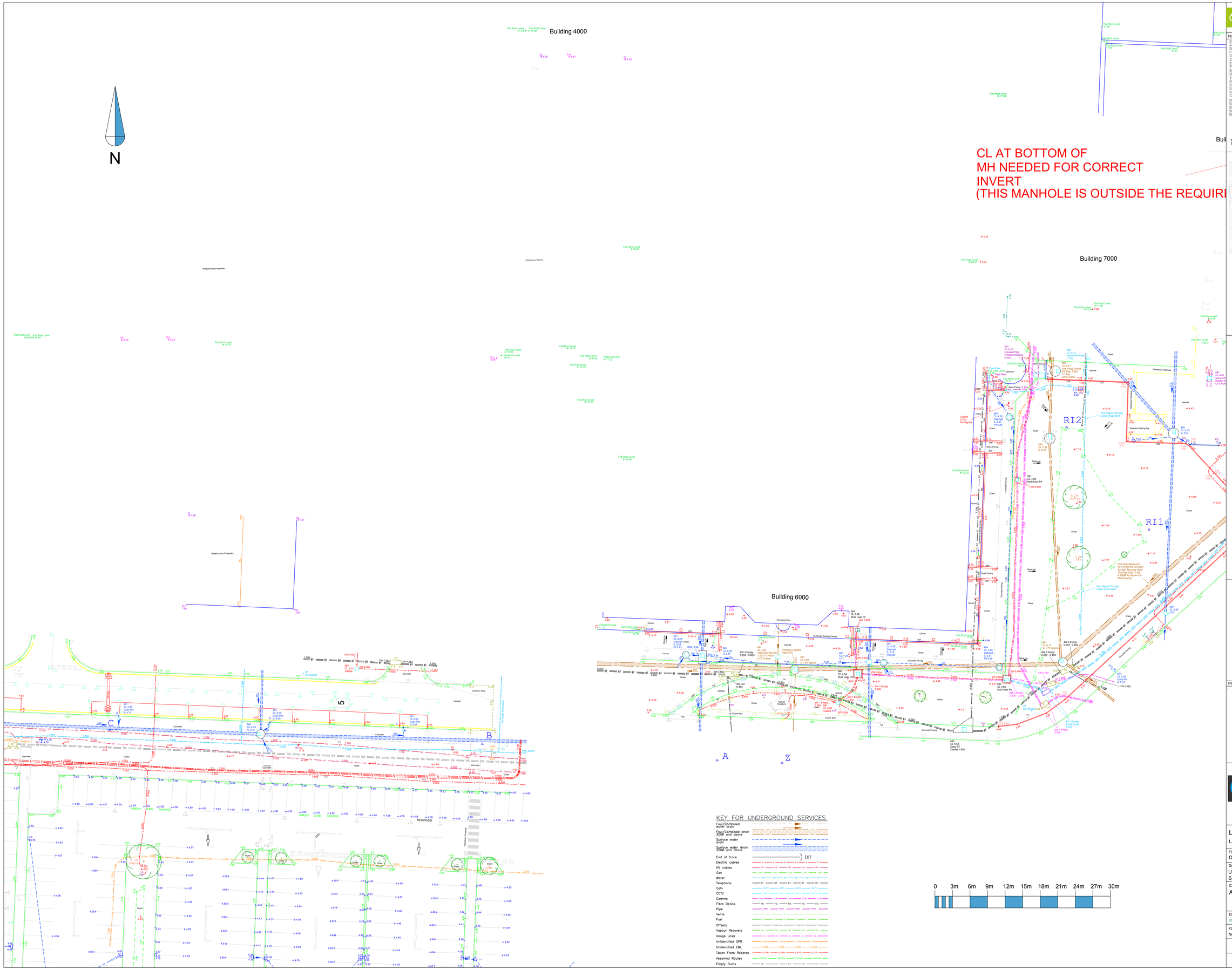

Notes :

Station	Easting	Northing	Level
A	471327.174	105618.327	5.139
B	471287.031	105621.157	5.047
C	471223.321	105623.543	4.907
D	471150.333	105638.388	5.041
DHL	471086.942	105616.462	4.603
E	471138.230	105558.475	4.859
F	471204.372	105505.594	4.301
G	471100.662	105494.346	4.442
H	471089.990	105554.552	4.446
I	471090.650	105580.715	4.591
RI1	471401.011	105657.802	7.633
RI2	471386.909	105675.284	7.584
RI4	471105.132	105819.519	5.133
RI5	471091.903	105809.324	5.373
Z	471338.290	105617.911	5.141
SEA	471441.101	105765.709	7.673
SEB	471500.619	105763.903	8.388
SEC	471416.131	105855.587	7.946
SECHL	471353.954	105867.887	5.373
SED	471516.282	105854.354	5.263

Stations A, B, C, D, DHL, E, F, H, I, Z, RI4, RI5 and SED are marked with a PK Nail.
Stations G, RI1, RI2, SEA, SEB, SEC and SECHL are marked with a Wooden stake.

GN DETAIL SURVEY

AB	Air Brick	CB	Concrete Bore	RP	Road Sign
AC	Advertising Column	CC	Cable Box	RS	Road Stud
AD	Advertising Display	CD	Cable Duct	RT	Rain Water Pipe
AE	Amenity Bench	CE	Cable Edge	RU	Rubber Manhole
AF	Amenity Fence	CF	Cable Footway	SA	Safety Barrier
AG	Amenity Gate	CG	Cable Gantry	SB	Sign Post
AH	Artificial Stone	CH	Cable Hole	SC	Sign Post Cluster
AI	Air Intake	CI	Cable Inspection	SD	Soakaway
AJ	Air Jet	CJ	Cable Junction	SE	Sewer
AK	Air Valve	CK	Cable Marker	SF	Sewer Cover
AL	Air Valve Manhole	CL	Cable Pole	SG	Sewer Gauge
AM	Air Vent	CM	Cable Post	SH	Sewer Hole
AN	Antenna	CN	Cable Tower	SI	Sewer Inspection Cover
AO	Bollard	CO	Cable Box	SJ	Sewer Junction
AP	Bollard Light	CP	Cable Pit	SK	Sewer Manhole
AQ	Bollard Post	CQ	Cable Post	SL	Sewer Pipe
AR	Bollard Post Light	CR	Cable Tower	SM	Sewer Vent
AS	Bollard Post Sign	CS	Cable Box	SN	Sewer Valve
AT	Bollard Post Telephone	CT	Cable Pit	SO	Sewer Valve Manhole
AU	Bollard Post Post Box	CU	Cable Post	SP	Sewer Valve Pit
AV	Bollard Post Post Box Light	CV	Cable Tower	SQ	Sewer Valve Post
AW	Bollard Post Post Box Telephone	CW	Cable Box	SR	Sewer Valve Tower
AX	Bollard Post Post Box Telephone Post Box	CX	Cable Pit	SS	Sewer Box
AY	Bollard Post Post Box Telephone Post Box Light	CY	Cable Post	ST	Sewer Pipe
AZ	Bollard Post Post Box Telephone Post Box Telephone	CZ	Cable Tower	SU	Sewer Cover
BA	Bollard Post Post Box Telephone Post Box Telephone Post	DA	Data Box	SV	Sewer Valve
BB	Bollard Post Post Box Telephone Post Box Telephone Post Light	DB	Data Pit	SW	Sewer Valve Manhole
BC	Bollard Post Post Box Telephone Post Box Telephone Post Post	DC	Data Post	SX	Sewer Valve Pit
BD	Bollard Post Post Box Telephone Post Box Telephone Post Post Light	DD	Data Tower	SY	Sewer Valve Post
BE	Bollard Post Post Box Telephone Post Box Telephone Post Post Post	DE	Data Box	SZ	Sewer Valve Tower
BF	Bollard Post Post Box Telephone Post Box Telephone Post Post Post Light	DF	Data Pit	TA	Tap Box
BG	Bollard Post Post Box Telephone Post Box Telephone Post Post Post Post	DG	Data Post	TB	Tap Pit
BH	Bollard Post Post Box Telephone Post Box Telephone Post Post Post Post Light	DH	Data Tower	TC	Tap Post
BI	Bollard Post Post Box Telephone Post Box Telephone Post Post Post Post Post	DI	Data Box	TD	Tap Tower
BJ	Bollard Post Post Box Telephone Post Box Telephone Post Post Post Post Post Light	DJ	Data Pit	TE	Telephone Box
BK	Bollard Post Post Box Telephone Post Box Telephone Post Post Post Post Post Post	DK	Data Post	TF	Telephone Pit
BL	Bollard Post Post Box Telephone Post Box Telephone Post Post Post Post Post Post Light	DL	Data Tower	TG	Telephone Post
BM	Bollard Post Post Box Telephone Post Box Telephone Post Post Post Post Post Post Post	DM	Data Box	TH	Telephone Tower
BN	Bollard Post Post Box Telephone Post Box Telephone Post Post Post Post Post Post Post Light	DN	Data Pit	TI	Telephone Box
BO	Bollard Post Post Box Telephone Post Box Telephone Post Post Post Post Post Post Post Post	DO	Data Post	TJ	Telephone Pit
BP	Bollard Post Post Box Telephone Post Box Telephone Post Post Post Post Post Post Post Post Light	DP	Data Tower	TK	Telephone Post
BQ	Bollard Post Post Box Telephone Post Box Telephone Post Post Post Post Post Post Post Post Post	DQ	Data Box	TL	Telephone Tower
BR	Bollard Post Post Box Telephone Post Box Telephone Post Post Post Post Post Post Post Post Post Light	DR	Data Pit	TM	Telephone Box
BS	Bollard Post Post Box Telephone Post Box Telephone Post Post Post Post Post Post Post Post Post Post	DS	Data Post	TN	Telephone Pit
BT	Bollard Post Post Box Telephone Post Box Telephone Post Post Post Post Post Post Post Post Post Post Light	DT	Data Tower	TO	Telephone Post
BU	Bollard Post Post Box Telephone Post Box Telephone Post Post Post Post Post Post Post Post Post Post Post	DU	Data Box	TP	Telephone Tower
BV	Bollard Post Post Box Telephone Post Box Telephone Post Post Post Post Post Post Post Post Post Post Post Light	DV	Data Pit	TQ	Telephone Box
BW	Bollard Post Post Box Telephone Post Box Telephone Post Post Post Post Post Post Post Post Post Post Post Post	DW	Data Post	TR	Telephone Pit
BX	Bollard Post Post Box Telephone Post Box Telephone Post Post Post Post Post Post Post Post Post Post Post Post Light	DX	Data Tower	TS	Telephone Post
BY	Bollard Post Post Box Telephone Post Box Telephone Post Post Post Post Post Post Post Post Post Post Post Post Post	DY	Data Box	TT	Telephone Tower
BZ	Bollard Post Post Box Telephone Post Box Telephone Post Post Post Post Post Post Post Post Post Post Post Post Post Light	DZ	Data Pit	TU	Telephone Box
CA	Bollard Post Post Box Telephone Post Box Telephone Post Post Post Post Post Post Post Post Post Post Post Post Post Post	EA	Data Post	TV	Telephone Pit
CB	Bollard Post Post Box Telephone Post Box Telephone Post Post Post Post Post Post Post Post Post Post Post Post Post Light	EB	Data Tower	TW	Telephone Post
CC	Bollard Post Post Box Telephone Post Box Telephone Post Post Post Post Post Post Post Post Post Post Post Post Post Post	EC	Data Box	TX	Telephone Tower
CD	Bollard Post Post Box Telephone Post Box Telephone Post Post Post Post Post Post Post Post Post Post Post Post Post Light	ED	Data Pit	TY	Telephone Box
CE	Bollard Post Post Box Telephone Post Box Telephone Post Post Post Post Post Post Post Post Post Post Post Post Post Post	EE	Data Post	TZ	Telephone Pit
CF	Bollard Post Post Box Telephone Post Box Telephone Post Post Post Post Post Post Post Post Post Post Post Post Post Light	EF	Data Tower	UA	Telephone Post
CG	Bollard Post Post Box Telephone Post Box Telephone Post Post Post Post Post Post Post Post Post Post Post Post Post Post	EG	Data Box	UB	Telephone Tower
CH	Bollard Post Post Box Telephone Post Box Telephone Post Post Post Post Post Post Post Post Post Post Post Post Post Light	EH	Data Pit	UC	Telephone Box
CI	Bollard Post Post Box Telephone Post Box Telephone Post Post Post Post Post Post Post Post Post Post Post Post Post Post	EI	Data Post	UD	Telephone Pit
CJ	Bollard Post Post Box Telephone Post Box Telephone Post Post Post Post Post Post Post Post Post Post Post Post Post Light	EJ	Data Tower	UE	Telephone Post
CK	Bollard Post Post Box Telephone Post Box Telephone Post Post Post Post Post Post Post Post Post Post Post Post Post Post	EK	Data Box	UF	Telephone Tower
CL	Bollard Post Post Box Telephone Post Box Telephone Post Post Post Post Post Post Post Post Post Post Post Post Post Light	EL	Data Pit	UG	Telephone Box
CM	Bollard Post Post Box Telephone Post Box Telephone Post Post Post Post Post Post Post Post Post Post Post Post Post Post	EM	Data Post	UH	Telephone Pit
CN	Bollard Post Post Box Telephone Post Box Telephone Post Post Post Post Post Post Post Post Post Post Post Post Post Light	EN	Data Tower	UI	Telephone Post
CO	Bollard Post Post Box Telephone Post Box Telephone Post Post Post Post Post Post Post Post Post Post Post Post Post Post	EO	Data Box	UJ	Telephone Tower
CP	Bollard Post Post Box Telephone Post Box Telephone Post Post Post Post Post Post Post Post Post Post Post Post Post Light	EP	Data Pit	UK	Telephone Box
CQ	Bollard Post Post Box Telephone Post Box Telephone Post Post Post Post Post Post Post Post Post Post Post Post Post Post	EQ	Data Post	UL	Telephone Pit
CR	Bollard Post Post Box Telephone Post Box Telephone Post Post Post Post Post Post Post Post Post Post Post Post Post Light	ER	Data Tower	UM	Telephone Post
CS	Bollard Post Post Box Telephone Post Box Telephone Post Post Post Post Post Post Post Post Post Post Post Post Post Post	ES	Data Box	UN	Telephone Tower
CT	Bollard Post Post Box Telephone Post Box Telephone Post Post Post Post Post Post Post Post Post Post Post Post Post Light	ET	Data Pit	UO	Telephone Box
CU	Bollard Post Post Box Telephone Post Box Telephone Post Post Post Post Post Post Post Post Post Post Post Post Post Post	EU	Data Post	UP	Telephone Pit
CV	Bollard Post Post Box Telephone Post Box Telephone Post Post Post Post Post Post Post Post Post Post Post Post Post Light	EV	Data Tower	UQ	Telephone Post
CW	Bollard Post Post Box Telephone Post Box Telephone Post Post Post Post Post Post Post Post Post Post Post Post Post Post	EW	Data Box	UR	Telephone Tower
CX	Bollard Post Post Box Telephone Post Box Telephone Post Post Post Post Post Post Post Post Post Post Post Post Post Light	EX	Data Pit	US	Telephone Box
CY	Bollard Post Post Box Telephone Post Box Telephone Post Post Post Post Post Post Post Post Post Post Post Post Post Post	EY	Data Post	UT	Telephone Pit
CZ	Bollard Post Post Box Telephone Post Box Telephone Post Post Post Post Post Post Post Post Post Post Post Post Post Light	EZ	Data Tower	UU	Telephone Post
DA	Bollard Post Post Box Telephone Post Box Telephone Post Post Post Post Post Post Post Post Post Post Post Post Post Post	FA	Data Box	UV	Telephone Tower
DB	Bollard Post Post Box Telephone Post Box Telephone Post Post Post Post Post Post Post Post Post Post Post Post Post Light	FB	Data Pit	UW	Telephone Box
DC	Bollard Post Post Box Telephone Post Box Telephone Post Post Post Post Post Post Post Post Post Post Post Post Post Post	FC	Data Post	UX	Telephone Pit
DD	Bollard Post Post Box Telephone Post Box Telephone Post Post Post Post Post Post Post Post Post Post Post Post Post Light	FD	Data Tower	UY	Telephone Post
DE	Bollard Post Post Box Telephone Post Box Telephone Post Post Post Post Post Post Post Post Post Post Post Post Post Post	FE	Data Box	UZ	Telephone Tower
DF	Bollard Post Post Box Telephone Post Box Telephone Post Post Post Post Post Post Post Post Post Post Post Post Post Light	FF	Data Pit	VA	Telephone Box
DG	Bollard Post Post Box Telephone Post Box Telephone Post Post Post Post Post Post Post Post Post Post Post Post Post Post	FG	Data Post	VB	Telephone Pit
DH	Bollard Post Post Box Telephone Post Box Telephone Post Post Post Post Post Post Post Post Post Post Post Post Post Light	FH	Data Tower	VC	Telephone Post
DI	Bollard Post Post Box Telephone Post Box Telephone Post Post Post Post Post Post Post Post Post Post Post Post Post Post	FI	Data Box	VD	Telephone Tower
DJ	Bollard Post Post Box Telephone Post Box Telephone Post Post Post Post Post Post Post Post Post Post Post Post Post Light	FJ	Data Pit	VE	Telephone Box
DK	Bollard Post Post Box Telephone Post Box Telephone Post Post Post Post Post Post Post Post Post Post Post Post Post Post	FK	Data Post	VF	Telephone Pit
DL	Bollard Post Post Box Telephone Post Box Telephone Post Post Post Post Post Post Post Post Post Post Post Post Post Light	FL	Data Tower	VG	Telephone Post
DM	Bollard Post Post Box Telephone Post Box Telephone Post Post Post Post Post Post Post Post Post Post Post Post Post Post	FM	Data Box	VH	Telephone Tower
DN	Bollard Post Post Box Telephone Post Box Telephone Post Post Post Post Post Post Post Post Post Post Post Post Post Light	FN	Data Pit	VI	Telephone Box
DO	Bollard Post Post Box Telephone Post Box Telephone Post Post Post Post Post Post Post Post Post Post Post Post Post Post	FO	Data Post	VJ	Telephone Pit
DP	Bollard Post Post Box Telephone Post Box Telephone Post Post Post Post Post Post Post Post Post Post Post Post Post Light	FP	Data Tower	VK	Telephone Post
DQ	Bollard Post Post Box Telephone Post Box Telephone Post Post Post Post Post Post Post Post Post Post Post Post Post Post	FQ	Data Box	VL	Telephone Tower
DR	Bollard Post Post Box Telephone Post Box Telephone Post Post Post Post Post Post Post Post Post Post Post Post Post Light	FR	Data Pit	VM	Telephone Box
DS	Bollard Post Post Box Telephone Post Box Telephone Post Post Post Post Post Post Post Post Post Post Post Post Post Post	FS	Data Post	VN	Telephone Pit
DT	Bollard Post Post Box Telephone Post Box Telephone Post Post Post Post Post Post Post Post Post Post Post Post Post Light	FT	Data Tower	VO	Telephone Post
DU	Bollard Post Post Box Telephone Post Box Telephone Post Post Post Post Post Post Post Post Post Post Post Post Post Post	FU	Data Box	VP	Telephone Tower
DV	Bollard Post Post Box Telephone Post Box Telephone Post Post Post Post Post Post Post Post Post Post Post Post Post Light	FV	Data Pit	VQ	Telephone Box
DW	Bollard Post Post Box Telephone Post Box Telephone Post Post Post Post Post Post Post Post Post Post Post Post Post Post	FW	Data Post	VR	Telephone Pit
DX	Bollard Post Post Box Telephone Post Box Telephone Post Post Post Post Post Post Post Post Post Post Post Post Post Light	FX	Data Tower	VS	Telephone Post
DY	Bollard Post Post Box Telephone Post Box Telephone Post Post Post Post Post Post Post Post Post Post Post Post Post Post	FY	Data Box	VT	Telephone Tower
DZ	Bollard Post Post Box Telephone Post Box Telephone Post Post Post Post Post Post Post Post Post Post Post Post Post Light	FZ	Data Pit	VU	Telephone Box
EA	Bollard Post Post Box Telephone Post Box Telephone Post Post Post Post Post Post Post Post Post Post Post Post Post Post	GA	Gas Box	VV	Telephone Pit
EB	Bollard Post Post Box Telephone Post Box Telephone Post Post Post Post Post Post Post Post Post Post Post Post Post Light	GB	Gas Pit	VW	Telephone Post
EC	Bollard Post Post Box Telephone Post Box Telephone Post Post Post Post Post Post Post Post Post Post Post Post Post Post	GC	Gas Post	VX	Telephone Tower
ED	Bollard Post Post Box Telephone Post Box Telephone Post Post Post Post Post Post Post Post Post Post Post Post Post Light	GD	Gas Tower	VY	Telephone Box
EE	Bollard Post Post Box Telephone Post Box Telephone Post Post Post Post Post Post Post Post Post Post Post Post Post Post	GE	Gas Box	VZ	Telephone Pit
EF	Bollard Post Post Box Telephone Post Box Telephone Post Post Post Post Post Post Post Post Post Post Post Post Post Light	GF	Gas Pit	WA	Water Box
EG	Bollard Post Post Box Telephone Post Box Telephone Post Post Post Post Post Post Post Post Post Post Post Post Post Post	GG	Gas Post	WB	Water Pit
EH	Bollard Post Post Box Telephone Post Box Telephone Post Post Post Post Post Post Post Post Post Post Post Post Post Light	GH	Gas Tower	WC	Water Post
EI	Bollard Post Post Box Telephone Post Box Telephone Post Post Post Post Post Post Post Post Post Post Post Post Post Post	GI	Gas Box	WD	Water Tower
EJ	Bollard Post Post Box Telephone Post Box Telephone Post Post Post Post Post Post Post Post Post Post Post Post Post Light	GJ	Gas Pit	WE	Water Box
EK	Bollard Post Post Box Telephone Post Box Telephone Post Post Post Post Post Post Post Post Post Post Post Post Post Post	GK	Gas Post	WF	Water Pit
EL	Bollard Post Post Box Telephone Post Box Telephone Post Post Post Post Post Post Post Post Post Post Post Post Post Light	GL	Gas Tower	WG	Water Post
EM	Bollard Post Post Box Telephone Post Box Telephone Post Post Post Post Post Post Post Post Post Post Post Post Post Post	GM	Gas Box	WH	Water Tower
EN	Bollard Post Post Box Telephone Post Box Telephone Post Post Post Post Post Post Post Post Post Post Post Post Post Light	GN	Gas Pit	WI	Water Box
EO	Bollard Post Post Box Telephone Post Box Telephone Post Post Post Post Post Post Post Post Post Post Post Post Post Post	GO	Gas Post	WJ	Water Pit
EP	Bollard Post Post Box Telephone Post Box Telephone Post Post Post Post Post Post Post Post Post Post Post Post Post Light	GP	Gas Tower	WK	Water Post
EQ	Bollard Post Post Box Telephone Post Box Telephone Post Post Post Post Post Post Post Post Post Post Post Post Post Post	GQ	Gas Box	WL	Water Tower
ER	Bollard Post Post Box Telephone Post Box Telephone Post Post Post Post Post Post Post Post Post Post Post Post Post Light	GR	Gas Pit	WM	Water Box
ES	Bollard Post Post Box Telephone Post Box Telephone Post Post Post Post Post Post Post Post Post Post Post Post Post Post	GS	Gas Post	WN	Water Pit
ET	Bollard Post Post Box Telephone Post Box Telephone Post Post Post Post Post Post Post Post Post Post Post Post Post Light	GT	Gas Tower	WO	Water Post
EU	Bollard Post Post Box Telephone Post Box Telephone Post Post Post Post Post Post Post Post Post Post Post Post Post Post	GU	Gas Box	WP	Water Tower
EV	Bollard Post Post Box Telephone Post Box Telephone Post Post Post Post Post Post Post Post Post Post Post Post Post Light	GV	Gas Pit	WQ	Water Box
EW	Bollard Post Post Box Telephone Post Box Telephone Post Post Post Post Post Post Post Post Post Post Post Post Post Post	GW	Gas Post	WR	Water Pit
EX	Bollard Post Post Box Telephone Post Box Telephone Post Post Post Post Post Post Post Post Post Post Post Post Post Light	GX	Gas Tower	WS	Water Post
EY	Bollard Post Post Box Telephone Post Box Telephone Post Post Post Post Post Post Post Post Post Post Post Post Post Post	GY	Gas Box	WT	Water Tower
EZ	Bollard Post Post Box Telephone Post Box Telephone Post Post Post Post Post Post Post Post Post Post Post Post Post Light	GZ	Gas Pit	WU	Water Box
FA	Bollard Post Post Box Telephone Post Box Telephone Post Post Post Post Post Post Post Post Post Post Post Post Post Post	HA	Hydrant	WV	Water Pit
FB	Bollard Post Post Box Telephone Post Box Telephone Post Post Post Post Post Post Post Post Post Post Post Post Post Light	HB	Hydrant Post	WW	Water Post
FC	Bollard Post Post Box Telephone Post Box Telephone Post Post Post Post Post Post Post Post Post Post Post Post Post Post	HC	Hydrant Post Light	WX	Water Tower
FD	Bollard Post Post Box Telephone Post Box Telephone Post Post Post Post Post Post Post Post Post Post Post Post Post Light	HD	Hydrant Post Post	WY	Water Box
FE	Bollard Post Post Box Telephone Post Box Telephone Post Post Post Post Post Post Post Post Post Post Post Post Post Post	HE	Hydrant Post Post Light	WZ	Water Pit
FF	Bollard Post Post Box Telephone Post Box Telephone Post Post Post Post Post Post Post Post Post Post Post Post Post Light	HF	Hydrant Post Post Post	XA	Water Post
FG	Bollard Post Post Box Telephone Post Box Telephone Post Post Post Post Post Post Post Post Post Post Post Post Post Post	HG	Hydrant Post Post Post Light	XB	Water Tower
FH	Bollard Post Post Box Telephone Post Box Telephone Post Post Post Post Post Post Post Post Post Post Post Post Post Light	HH	Hydrant Post Post Post Post	XC	Water Box
FI	Bollard Post Post Box Telephone Post Box Telephone Post Post Post Post Post Post Post Post Post Post Post Post Post Post	HI	Hydrant Post Post Post Post Light	XD	Water Pit
FJ	Bollard Post Post Box Telephone Post Box Telephone Post Post Post Post Post Post Post Post Post Post Post Post Post Light	HJ	Hydrant Post Post Post Post Post	XE	Water Post
FK	Bollard Post Post Box Telephone Post Box Telephone Post Post Post Post Post Post Post Post Post Post Post Post Post Post	HK	Hydrant Post Post Post Post Post Light	XF	Water Tower
FL	Bollard Post Post Box Telephone Post Box Telephone Post Post Post Post Post Post Post Post Post Post Post Post Post Light	HL	Hydrant Post Post Post Post Post Post	XG	Water Box
FM	Bollard Post Post Box Telephone Post Box Telephone Post Post Post Post Post Post Post Post Post Post Post Post Post Post	HM	Hydrant Post Post Post Post Post Post Light	XH	Water Pit
FN	Bollard Post Post Box Telephone Post Box Telephone Post Post Post Post Post Post Post Post Post Post Post Post Post Light	HN	Hydrant Post Post Post Post Post Post Post	XI	Water Post
FO	Bollard Post Post Box Telephone Post Box Telephone Post Post Post Post Post Post Post Post Post Post Post Post Post Post	HO	Hydrant Post Post Post Post Post Post Post Light	XJ	Water Tower
FP	Bollard Post Post Box Telephone Post Box Telephone Post Post Post Post Post Post Post Post Post Post Post Post Post Light	HP	Hydrant Post Post Post Post Post Post Post Post	XK	Water Box
FQ	Bollard Post Post Box Telephone Post Box Telephone Post Post Post Post Post Post Post Post Post Post Post Post Post Post	HQ	Hydrant Post Post Post Post Post Post Post Post Light	XL	Water Pit
FR	Bollard Post Post Box Telephone Post Box Telephone Post Post Post Post Post Post Post Post Post Post Post Post Post Light	HR	Hydrant Post Post Post Post Post Post Post Post Post	XM	Water Post
FS	Bollard Post Post Box Telephone Post Box Telephone Post Post Post Post Post Post Post Post Post Post Post Post Post Post	HS	Hydrant Post Post Post Post Post Post Post Post Post Light	XN	Water Tower
FT	Bollard Post Post Box Telephone Post Box Telephone Post Post Post Post Post Post Post Post Post Post Post Post Post Light	HT	Hydrant Post Post Post Post Post Post Post Post Post Post	XO	Water Box
FU	Bollard Post Post Box Telephone Post Box Telephone Post Post Post Post Post Post Post Post Post Post Post Post Post Post	HU	Hydrant Post Post Post Post Post Post Post Post Post Post Light	XP	Water Pit
FV	Bollard Post Post Box Telephone Post Box Telephone Post Post Post Post Post Post Post Post Post Post Post Post Post Light	HV	Hydrant Post Post Post Post Post Post Post Post Post Post Post	XQ	Water Post
FW	Bollard Post Post Box Telephone Post Box Telephone Post Post Post Post Post Post Post Post Post Post Post Post Post Post	HW	Hydrant Post Post Post Post Post Post Post Post Post Post Post Light	XR	Water Tower
FX	Bollard Post Post Box Telephone Post Box Telephone Post Post Post Post Post Post Post Post Post Post Post Post Post Light	HX	Hydrant Post Post Post Post Post Post Post Post Post Post Post Post	XS	Water Box
FY	Bollard Post Post Box Telephone Post Box Telephone Post Post Post Post Post Post Post Post Post Post Post Post Post Post	HY	Hydrant Post Post Post Post Post Post Post Post Post Post Post Post Light	XT	Water Pit
FZ	Bollard Post Post Box Telephone Post Box Telephone Post Post Post Post Post Post Post Post Post Post Post Post Post Light	HZ	Hydrant Post Post Post Post Post Post Post Post Post Post Post Post Post	XU	Water Post
GA	Gas Box	IA	Inspection Box	XV	Water Tower
GB	Gas Pit	IB	Inspection Pit	XW	Water Box
GC	Gas Post	IC	Inspection Post	XX	Water Pit
GD	Gas Tower	ID	Inspection Tower	XY	Water Post
GE	Gas Box	IE	Inspection Box	XZ	Water Tower
GF	Gas Pit	IF	Inspection Pit	YA	Water Box
GG	Gas Post	IG	Inspection Post	YB	Water Pit
GH	Gas Tower	IH	Inspection Tower	YC	Water Post
GI	Gas Box	II	Inspection Box	YD	Water Tower
GJ	Gas Pit	IJ	Inspection Pit	YE	Water Box
GK	Gas Post	IK	Inspection Post	YF	Water Pit
GL	Gas Tower	IL	Inspection Tower	YG	Water Post
GM	Gas Box	IM	Inspection Box	YH	Water Tower
GN	Gas Pit	IN	Inspection Pit	YI	Water Box
GO	Gas Post	IO	Inspection Post	YJ	Water Pit
GP	Gas Tower	IP	Inspection Tower	YK	Water Post
GQ	Gas Box	IQ	Inspection Box	YL	Water Tower
GR	Gas Pit	IR	Inspection Pit	YM	Water Box
GS	Gas Post	IS	Inspection Post	YN	Water Pit
GT	Gas Tower	IT	Inspection Tower	YO	Water Post
GU	Gas Box	IU	Inspection Box	YP	Water Tower
GV	Gas Pit	IV	Inspection Pit	YQ	Water Box
GW	Gas Post	IW	Inspection Post	YR	Water Pit
GX	Gas Tower	IX	Inspection Tower	YS	Water Post
GY	Gas Box	IY	Inspection Box	YT	Water Tower
GZ	Gas Pit	IZ	Inspection Pit	YU	Water Box
HA	Hydrant	JA	Junction Box	YV	Water Pit
HB	Hydrant Post	JB	Junction Pit	YW	Water Post
HC	Hydrant Post Light	JC	Junction Post	YX	Water Tower
HD	Hydrant Post Post	JD	Junction Tower	YY	Water Box
HE	Hydrant Post Post Light	JE	Junction Box	YZ	Water Pit
HF	Hydrant Post Post Post	JF	Junction Pit	ZA	Water Post
HG	Hydrant Post Post Post Light	JG	Junction Post	ZB	Water Tower
HH	Hydrant Post Post Post Post	JH	Junction Tower	ZC	Water Box
HI	Hydrant Post Post Post Post Light	JI	Junction Box	ZD	Water Pit
HJ	Hydrant Post Post Post Post Post	JJ	Junction Pit	ZE	Water Post
HK	Hydrant Post Post Post Post Post Light	JK	Junction Post	ZF	Water Tower
HL	Hydrant Post Post Post Post Post Post	JL	Junction Tower	ZG	Water Box
HM	Hydrant Post Post Post Post Post Post Light	JM	Junction Box	ZH	Water Pit
HN	Hydrant Post Post Post Post Post Post Post	JN	Junction Pit	ZI	Water Post
HO	Hydrant Post Post Post Post Post Post Post Light	JO	Junction Post	ZJ	Water Tower
HP	Hydrant Post Post Post Post Post Post Post Post	JP	Junction Tower	ZK	Water Box
HQ	Hydrant Post Post Post Post Post Post Post Post Light	JQ	Junction Box	ZL	Water Pit
HR	Hydrant Post Post Post Post Post Post Post Post Post	JR	Junction Pit	ZM	Water Post
HS	Hydrant Post Post Post Post Post Post Post Post Post Light	JS	Junction Post	ZN	Water Tower
HT	Hydrant Post Post Post Post Post Post Post Post Post Post	JT	Junction Tower	ZO	Water Box
HU	Hydrant Post Post Post Post Post Post Post Post Post Post Light	JU	Junction Box	ZP	Water Pit
HV	Hydrant Post Post Post Post Post Post Post Post Post Post Post	JV	Junction Pit	ZQ	Water Post
HW	Hydrant Post Post Post Post Post Post Post Post Post Post Post Light	JW	Junction Post	ZR	Water Tower
HX	Hydrant Post Post Post Post Post Post Post Post Post Post Post Post	JX	Junction Tower	ZS	Water Box
HY	Hydrant Post Post Post Post Post Post Post Post Post Post Post Post Light	JY	Junction Box	ZT	Water Pit
HZ	Hydrant Post Post Post Post Post Post Post Post Post Post Post Post Post	JZ	Junction Pit	ZU	Water Post
IA	Inspection Box	KA	Kerb Box	ZV	Water Tower
IB	Inspection Pit	KB	Kerb Pit	ZW	Water Box
IC	Inspection Post	KC	Kerb Post	ZX	Water Pit
ID	Inspection Tower	KD	Kerb Tower	ZY	Water Post
IE	Inspection Box	KE	Kerb Box	ZZ	Water Tower
IF	Inspection Pit	KF	Kerb Pit		
IG	Inspection Post	KG	Kerb Post		
IH	Inspection Tower	KH	Kerb Tower		
II	Inspection Box	KI	Kerb Box		
IJ	Inspection Pit	KJ	Kerb Pit		
IK	Inspection Post	KK	Kerb Post		
IL	Inspection Tower	KL	Kerb Tower		
IM	Inspection Box	KM	Kerb Box		
IN	Inspection Pit	KN	Kerb Pit		
IO	Inspection Post	KO	Kerb Post		
IP	Inspection Tower	KP	Kerb Tower		
IQ	Inspection Box	KQ	Kerb Box		
IR	Inspection Pit	KR	Kerb Pit		
IS	Inspection Post	KS	Kerb Post		
IT	Inspection Tower	KT	Kerb Tower		
IU	Inspection Box	KU	Kerb Box		
IV	Inspection Pit	KV	Kerb Pit		
IW	Inspection Post	KW	Kerb Post		
IX	Inspection Tower	KX	Kerb Tower		
IY	Inspection Box	KY	Kerb Box		
IZ	Inspection Pit	KZ	Kerb Pit		
JA	Junction Box	LA	Lamp Post		
JB	Junction Pit	LB	Lamp Post Light		
JC	Junction Post	LC	Lamp Post Post		
JD	Junction Tower	LD	Lamp Post Post Light		
JE	Junction Box	LE	Lamp Post Post Post		
JF	Junction Pit	LF	Lamp Post Post Post Light		
JG	Junction Post	LG	Lamp Post Post Post Post		
JH	Junction Tower	LH	Lamp Post Post Post Post Light		
JI	Junction Box	LI	Lamp Post Post Post Post Post		
JJ	Junction Pit	LJ	Lamp Post Post Post Post Post Light		
JK	Junction Post	LK	Lamp Post Post Post Post Post Post		
JL	Junction Tower	LL	Lamp Post Post Post Post Post Post Light		
JM	Junction Box	LM	Lamp Post Post Post Post Post Post Post		
JN	Junction Pit	LN	Lamp Post Post Post Post Post Post Post Light		
JO	Junction Post	LO	Lamp Post Post Post Post Post Post Post Post		
JP	Junction Tower	LP	Lamp Post Post Post Post Post Post Post Post Light		
JQ	Junction Box	LQ	Lamp Post Post Post Post Post Post Post Post Post		
JR	Junction Pit	LR	Lamp Post Post Post Post Post Post Post Post Post Light		
JS	Junction Post	LS	Lamp Post Post Post Post Post Post Post Post Post Post		
JT	Junction Tower	LT	Lamp Post Post Post Post Post Post Post Post Post Post Light		
JU	Junction Box	LU	Lamp Post Post Post Post Post Post Post Post Post Post Post		
JV	Junction Pit	LV	Lamp Post Post Post Post Post Post Post Post Post Post Post Light		
JW	Junction Post	LW	Lamp Post Post Post Post Post Post Post Post Post Post Post Post		
JX	Junction Tower	LX	Lamp Post Post Post Post Post Post Post Post Post Post Post Post Light		
JY	Junction Box	LY	Lamp Post Post Post Post Post Post Post Post Post Post Post Post Post		
JZ	Junction Pit	LZ	Lamp Post Post Post Post Post Post Post Post Post Post Post Post Post Light		
KA	Kerb Box	MA	Manhole		
KB	Kerb Pit	MB	Manhole Pit		
KC	Kerb Post	MC	Manhole Post		
KD	Kerb Tower	MD	Manhole Tower		
KE	Kerb Box	ME	Manhole Box		
KF	Kerb Pit	MF	Manhole Pit		
KG	Kerb Post	MG	Manhole Post		
KH	Kerb Tower	MH	Manhole Tower		
KI	Kerb Box	MI	Manhole Box		
KJ	Kerb Pit	MJ	Manhole Pit		
KK	Kerb Post	MK	Manhole Post		
KL	Kerb Tower	ML	Manhole Tower		
KM	Kerb Box	MM	Manhole Box		
KN	Kerb Pit	MN	Manhole Pit		
KO	Kerb Post	MO	Manhole Post		
KP	Kerb Tower	MP	Manhole Tower		
KQ	Kerb Box	MQ	Manhole Box		
KR	Kerb Pit	MR	Manhole Pit		
KS	Kerb Post	MS	Manhole Post		
KT	Kerb Tower	MT	Manhole Tower		
KU	Kerb Box	MU	Manhole Box		
KV	Kerb Pit	MV	Manhole Pit		
KW	Kerb Post	MW	Manhole Post		
KX	Kerb Tower	MX	Manhole Tower		
KY	Kerb Box	MY	Manhole Box		
KZ	Kerb Pit	MZ	Manhole Pit		
LA	Lamp Post	NA	Name Plate		
LB	Lamp Post Light	NB	Name Plate Post		
LC	Lamp Post Post	NC	Name Plate Post Light		
LD	Lamp Post Post Light	ND	Name Plate Post Post		
LE	Lamp Post Post Post	NE	Name Plate Post Post Light		
LF	Lamp Post Post Post Light	NF	Name Plate Post Post Post		
LG	Lamp Post Post Post Post	NG	Name Plate Post Post Post Light		

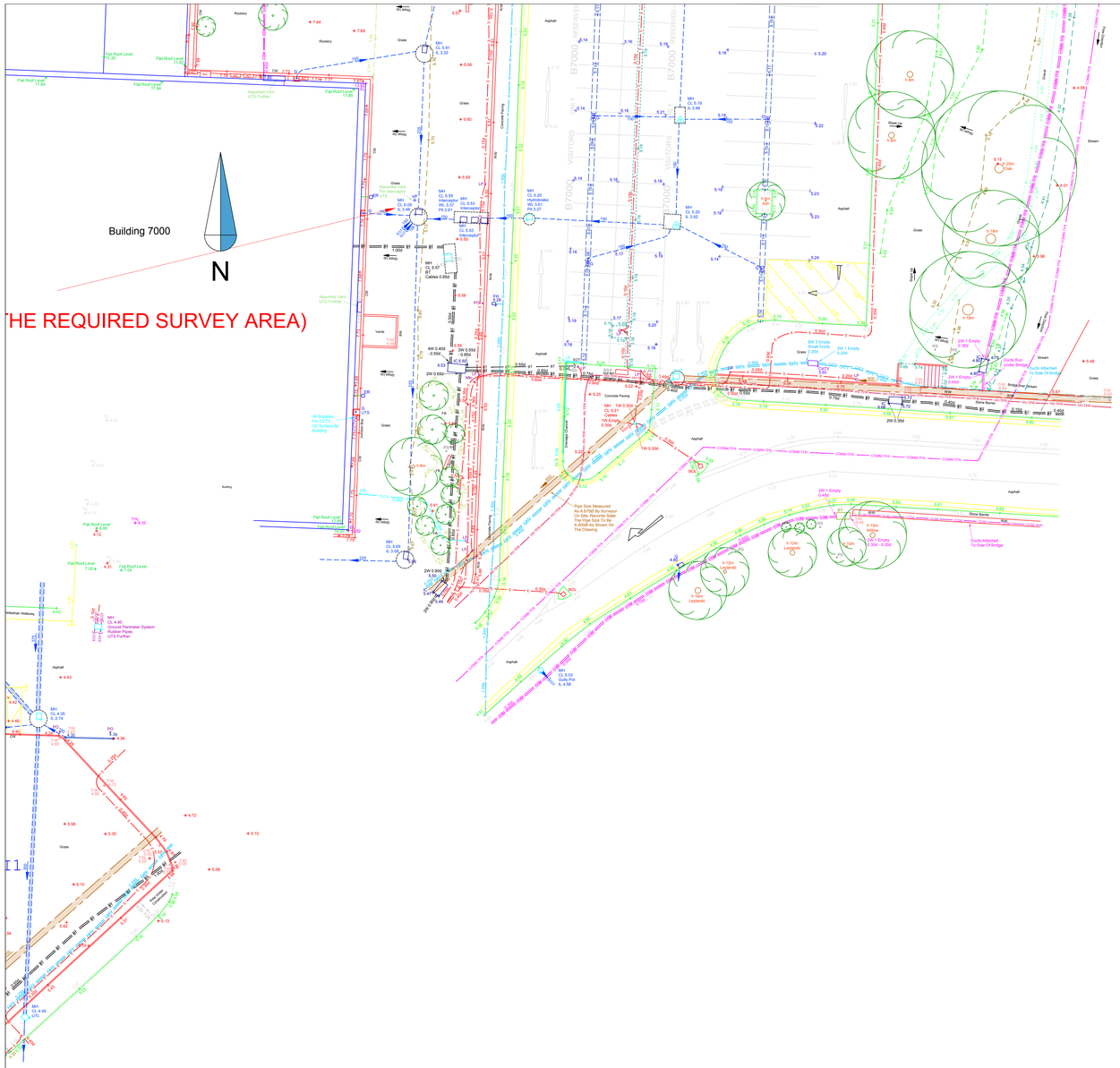

Notes :

Station	Easting	Northing	Level
A	471327.174	105618.327	5.139
B	471287.031	105621.157	5.047
C	471223.321	105623.543	4.507
D	471150.333	105638.388	5.041
DHL	471086.942	105616.462	4.603
E	471138.230	105558.475	4.859
F	471204.372	105505.594	4.301
G	471100.662	105494.346	4.442
H	471089.990	105554.552	4.446
I	471090.650	105580.715	4.591
RI1	471401.011	105657.802	7.633
RI2	471386.909	105675.284	7.584
RI4	471105.132	105819.519	5.133
RI5	471091.903	105809.524	5.373
Z	471338.290	105617.911	5.141
SEA	471441.101	105765.709	7.673
SEB	471500.619	105763.903	8.388
SEC	471416.131	105855.587	7.946
SECHL	471353.954	105867.887	7.373
SED	471516.282	105854.354	5.263

Stations A, B, C, D, DHL, E, F, H, I, Z, RI4, RI5 and SED are marked with a PK Nail.
Stations G, RI1, RI2, SEA, SEB, SEC and SECHL are marked with a Wooden stake.

ON DETAIL SURVEY

AB	Air Bollard	CP	Concrete Post
AC	Air Conditioner	CR	Cover
AD	Advertising Board	CS	Cycle Stand
AE	Amenity Electric	CT	Cable Transformer
AF	Amenity Fence	CV	Cover
AG	Air Valve	CW	Cycle Wheelbender
AH	Air Vent	DA	Data Outlet
AI	Air Intake	DB	Data Box
AJ	Anti Jump Device	DC	Data Cover
AK	Anti Kick	DD	Dropped Kerb
AL	Aerial	DE	Drain Outlet
AM	Aerial Mast	DF	Drain Cover
AN	Aerial Pole	DG	Dog Bin
AO	Aerial Post	DH	Drain Hole
AP	Aerial Post Base	DI	Drain Inspection
AR	Aerial Post Base	DJ	Drain Junction
AS	Aerial Stay	DK	Dock Leveller
AT	Aerial Tower	DL	Dock Light
AU	Aerial Unit	DM	Dock Mirror
AV	Aerial Vertical	DN	Dock Number
AW	Aerial Wire	DO	Dock Overhang
AX	Aerial Post Base	DP	Dock Post
BA	Bollard	DR	Dock Roller
BB	Bollard Light	DS	Dock Shelter
BC	Bicycle	DT	Dock Trolley
BD	Bicycle Rack	DU	Dock Unit
BE	Bicycle Post	DV	Dock Vehicle
BF	Bicycle Post Base	DW	Dock Wall
BG	Bicycle Light	DX	Dock Wheel Bash Mark
BH	Bollard	EA	Electric Box
BI	Bin	EB	Electric Box
BJ	Bin Post	EC	Electric Cover
BK	Bin Post Base	ED	Electric Pump
BL	Bollard Light	EE	Electric Pump Room
BM	Benchmark	EF	Electric Fence
BN	Bin Post Base	EG	Electric Gate
BO	Bollard Post	EH	Electric Hydrant
BP	Bollard Post Base	EI	Electric Inspection Box
BQ	Bollard Post Base	EJ	Electric Junction Box
BR	Bollard Post Base	EK	Electric Kiosk
BS	Bollard Post Base	EL	Electric Light
BT	Bollard Post Base	EM	Electric Meter
BU	Bollard Post Base	EN	Electric Post
BV	Bollard Post Base	EO	Electric Post Base
BW	Bollard Post Base	EP	Electric Post Base
BX	Bollard Post Base	EQ	Electric Post Base
CA	Cable	ER	Electric Post Base
CB	Cable Box	ES	Electric Post Base
CC	Cable Cover	ET	Electric Post Base
CD	Cable Duct	EU	Electric Post Base
CE	Cable Post	EV	Electric Post Base
CF	Cable Post Base	EW	Electric Post Base
CG	Cable Post Base	EX	Electric Post Base
CH	Cable Post Base	FA	Fire Alarm
CI	Cable Post Base	FB	Fire Bell
CJ	Cable Post Base	FC	Fire Cover
CK	Cable Post Base	FD	Fire Door
CL	Cable Post Base	FE	Fire Extinguisher
CM	Cable Post Base	FF	Fire Fighting Point
CN	Cable Post Base	FG	Fire Gate
CO	Cable Post Base	FH	Fire Hydrant
CP	Cable Post Base	FI	Fire Inspection Box
CQ	Cable Post Base	FJ	Fire Junction Box
CR	Cable Post Base	FK	Fire Kiosk
CS	Cable Post Base	FL	Fire Light
CT	Cable Post Base	FM	Fire Meter
CU	Cable Post Base	FN	Fire Post
CV	Cable Post Base	FO	Fire Post Base
CW	Cable Post Base	FP	Fire Post Base
CX	Cable Post Base	FQ	Fire Post Base
CY	Cable Post Base	FR	Fire Post Base
CZ	Cable Post Base	FS	Fire Post Base
DA	Data Outlet	FT	Fire Post Base
DB	Data Box	FU	Fire Post Base
DC	Data Cover	FV	Fire Post Base
DD	Data Post	FW	Fire Post Base
DE	Data Post Base	FX	Fire Post Base
DF	Data Post Base	GA	Gas Valve
DG	Data Post Base	GB	Gas Box
DH	Data Post Base	GC	Gas Cover
DI	Data Post Base	GD	Gas Post
DJ	Data Post Base	GE	Gas Post Base
DK	Data Post Base	GF	Gas Post Base
DL	Data Post Base	GG	Gas Post Base
DM	Data Post Base	GH	Gas Post Base
DN	Data Post Base	GI	Gas Post Base
DO	Data Post Base	GJ	Gas Post Base
DP	Data Post Base	GK	Gas Post Base
DQ	Data Post Base	GL	Gas Post Base
DR	Data Post Base	GM	Gas Post Base
DS	Data Post Base	GN	Gas Post Base
DT	Data Post Base	GO	Gas Post Base
DU	Data Post Base	GP	Gas Post Base
DV	Data Post Base	GQ	Gas Post Base
DW	Data Post Base	GR	Gas Post Base
DX	Data Post Base	GS	Gas Post Base
EA	Electric Box	GT	Gas Post Base
EB	Electric Box	GU	Gas Post Base
EC	Electric Cover	GV	Gas Post Base
ED	Electric Post	GW	Gas Post Base
EE	Electric Post Base	GX	Gas Post Base
EF	Electric Post Base	HA	Hydrant
EG	Electric Post Base	HB	Hydrant Box
EH	Electric Post Base	HC	Hydrant Cover
EI	Electric Post Base	HD	Hydrant Post
EJ	Electric Post Base	HE	Hydrant Post Base
EK	Electric Post Base	HF	Hydrant Post Base
EL	Electric Post Base	HG	Hydrant Post Base
EM	Electric Post Base	HH	Hydrant Post Base
EN	Electric Post Base	HI	Hydrant Post Base
EO	Electric Post Base	HJ	Hydrant Post Base
EP	Electric Post Base	HK	Hydrant Post Base
EQ	Electric Post Base	HL	Hydrant Post Base
ER	Electric Post Base	HM	Hydrant Post Base
ES	Electric Post Base	HN	Hydrant Post Base
ET	Electric Post Base	HO	Hydrant Post Base
EU	Electric Post Base	HP	Hydrant Post Base
EV	Electric Post Base	HQ	Hydrant Post Base
EW	Electric Post Base	HR	Hydrant Post Base
EX	Electric Post Base	HS	Hydrant Post Base
FA	Fire Alarm	HT	Hydrant Post Base
FB	Fire Bell	HU	Hydrant Post Base
FC	Fire Cover	HV	Hydrant Post Base
FD	Fire Door	HW	Hydrant Post Base
FE	Fire Extinguisher	HX	Hydrant Post Base
FF	Fire Fighting Point	IA	Inspection Chamber
FG	Fire Gate	IB	Inspection Chamber
FH	Fire Hydrant	IC	Inspection Chamber
FI	Fire Inspection Box	ID	Inspection Chamber
FJ	Fire Junction Box	IE	Inspection Chamber
FK	Fire Kiosk	IF	Inspection Chamber
FL	Fire Light	IG	Inspection Chamber
FM	Fire Meter	IH	Inspection Chamber
FN	Fire Post	II	Inspection Chamber
FO	Fire Post Base	IJ	Inspection Chamber
FP	Fire Post Base	IK	Inspection Chamber
FQ	Fire Post Base	IL	Inspection Chamber
FR	Fire Post Base	IM	Inspection Chamber
FS	Fire Post Base	IN	Inspection Chamber
FT	Fire Post Base	IO	Inspection Chamber
FU	Fire Post Base	IP	Inspection Chamber
FV	Fire Post Base	IQ	Inspection Chamber
FW	Fire Post Base	IR	Inspection Chamber
FX	Fire Post Base	IS	Inspection Chamber
GA	Gas Valve	IT	Inspection Chamber
GB	Gas Box	IU	Inspection Chamber
GC	Gas Cover	IV	Inspection Chamber
GD	Gas Post	IW	Inspection Chamber
GE	Gas Post Base	IX	Inspection Chamber
GF	Gas Post Base	JA	Water Valve
GG	Gas Post Base	JB	Water Box
GH	Gas Post Base	JC	Water Cover
GI	Gas Post Base	JD	Water Post
GJ	Gas Post Base	JE	Water Post Base
GK	Gas Post Base	JF	Water Post Base
GL	Gas Post Base	JG	Water Post Base
GM	Gas Post Base	JH	Water Post Base
GN	Gas Post Base	JI	Water Post Base
GO	Gas Post Base	JJ	Water Post Base
GP	Gas Post Base	JK	Water Post Base
GQ	Gas Post Base	JL	Water Post Base
GR	Gas Post Base	JM	Water Post Base
GS	Gas Post Base	JN	Water Post Base
GT	Gas Post Base	JO	Water Post Base
GU	Gas Post Base	JP	Water Post Base
GV	Gas Post Base	JQ	Water Post Base
GW	Gas Post Base	JR	Water Post Base
GX	Gas Post Base	JS	Water Post Base
HA	Hydrant	JT	Water Post Base
HB	Hydrant Box	JU	Water Post Base
HC	Hydrant Cover	JV	Water Post Base
HD	Hydrant Post	JW	Water Post Base
HE	Hydrant Post Base	JX	Water Post Base
HF	Hydrant Post Base	KA	Kerb Level
HG	Hydrant Post Base	KB	Kerb Height
HH	Hydrant Post Base	KC	Kerb Cover
HI	Hydrant Post Base	KD	Kerb Post
HJ	Hydrant Post Base	KE	Kerb Post Base
HK	Hydrant Post Base	KF	Kerb Post Base
HL	Hydrant Post Base	KG	Kerb Post Base
HM	Hydrant Post Base	KH	Kerb Post Base
HN	Hydrant Post Base	KI	Kerb Post Base
HO	Hydrant Post Base	KJ	Kerb Post Base
HP	Hydrant Post Base	KK	Kerb Post Base
HQ	Hydrant Post Base	KL	Kerb Post Base
HR	Hydrant Post Base	KM	Kerb Post Base
HS	Hydrant Post Base	KN	Kerb Post Base
HT	Hydrant Post Base	KO	Kerb Post Base
HU	Hydrant Post Base	KP	Kerb Post Base
HV	Hydrant Post Base	KQ	Kerb Post Base
HW	Hydrant Post Base	KR	Kerb Post Base
HX	Hydrant Post Base	KS	Kerb Post Base
IA	Inspection Chamber	KT	Kerb Post Base
IB	Inspection Chamber	KU	Kerb Post Base
IC	Inspection Chamber	KV	Kerb Post Base
ID	Inspection Chamber	KW	Kerb Post Base
IE	Inspection Chamber	KX	Kerb Post Base
IF	Inspection Chamber	LA	Lamp Post
IG	Inspection Chamber	LB	Lamp Post Base
IH	Inspection Chamber	LC	Lamp Post Base
II	Inspection Chamber	LD	Lamp Post Base
IJ	Inspection Chamber	LE	Lamp Post Base
IK	Inspection Chamber	LF	Lamp Post Base
IL	Inspection Chamber	LG	Lamp Post Base
IM	Inspection Chamber	LH	Lamp Post Base
IN	Inspection Chamber	LI	Lamp Post Base
IO	Inspection Chamber	LJ	Lamp Post Base
IP	Inspection Chamber	LK	Lamp Post Base
IQ	Inspection Chamber	LL	Lamp Post Base
IR	Inspection Chamber	LM	Lamp Post Base
IS	Inspection Chamber	LN	Lamp Post Base
IT	Inspection Chamber	LO	Lamp Post Base
IU	Inspection Chamber	LP	Lamp Post Base
IV	Inspection Chamber	LQ	Lamp Post Base
IW	Inspection Chamber	LR	Lamp Post Base
IX	Inspection Chamber	LS	Lamp Post Base
JA	Water Valve	LT	Lamp Post Base
JB	Water Box	LU	Lamp Post Base
JC	Water Cover	LV	Lamp Post Base
JD	Water Post	LW	Lamp Post Base
JE	Water Post Base	LX	Lamp Post Base
JF	Water Post Base	MA	Manhole
JG	Water Post Base	MB	Manhole Box
JH	Water Post Base	MC	Manhole Cover
JI	Water Post Base	MD	Manhole Post
JJ	Water Post Base	ME	Manhole Post Base
JK	Water Post Base	MF	Manhole Post Base
JL	Water Post Base	MG	Manhole Post Base
JM	Water Post Base	MH	Manhole Post Base
JN	Water Post Base	MI	Manhole Post Base
JO	Water Post Base	MJ	Manhole Post Base
JP	Water Post Base	MK	Manhole Post Base
JQ	Water Post Base	ML	Manhole Post Base
JR	Water Post Base	MM	Manhole Post Base
JS	Water Post Base	MN	Manhole Post Base
JT	Water Post Base	MO	Manhole Post Base
JU	Water Post Base	MP	Manhole Post Base
JV	Water Post Base	MQ	Manhole Post Base
JW	Water Post Base	MR	Manhole Post Base
JX	Water Post Base	MS	Manhole Post Base
KA	Kerb Level	MT	Manhole Post Base
KB	Kerb Height	MU	Manhole Post Base
KC	Kerb Cover	MV	Manhole Post Base
KD	Kerb Post	MW	Manhole Post Base
KE	Kerb Post Base	MX	Manhole Post Base
KF	Kerb Post Base	NA	Name Plate
KG	Kerb Post Base	NB	Name Box
KH	Kerb Post Base	NC	Name Cover
KI	Kerb Post Base	ND	Name Post
KJ	Kerb Post Base	NE	Name Post Base
KK	Kerb Post Base	NF	Name Post Base
KL	Kerb Post Base	NG	Name Post Base
KM	Kerb Post Base	NH	Name Post Base
KN	Kerb Post Base	NI	Name Post Base
KO	Kerb Post Base	NJ	Name Post Base
KP	Kerb Post Base	NK	Name Post Base
KQ	Kerb Post Base	NL	Name Post Base
KR	Kerb Post Base	NM	Name Post Base
KS	Kerb Post Base	NN	Name Post Base
KT	Kerb Post Base	NO	Name Post Base
KU	Kerb Post Base	NP	Name Post Base
KV	Kerb Post Base	NQ	Name Post Base
KW	Kerb Post Base	NR	Name Post Base
KX	Kerb Post Base	NS	Name Post Base
LA	Lamp Post	NT	Name Post Base
LB	Lamp Post Base	NU	Name Post Base
LC	Lamp Post Base	NV	Name Post Base
LD	Lamp Post Base	NW	Name Post Base
LE	Lamp Post Base	NX	Name Post Base
LF	Lamp Post Base	OA	Oil Valve
LG	Lamp Post Base	OB	Oil Box
LH	Lamp Post Base	OC	Oil Cover
LI	Lamp Post Base	OD	Oil Post
LJ	Lamp Post Base	OE	Oil Post Base
LK	Lamp Post Base	OF	Oil Post Base
LL	Lamp Post Base	OG	Oil Post Base
LM	Lamp Post Base	OH	Oil Post Base
LN	Lamp Post Base	OI	Oil Post Base
LO	Lamp Post Base	OJ	Oil Post Base
LP	Lamp Post Base	OK	Oil Post Base
LQ	Lamp Post Base	OL	Oil Post Base
LR	Lamp Post Base	OM	Oil Post Base
LS	Lamp Post Base	ON	Oil Post Base
LT	Lamp Post Base	OO	Oil Post Base
LU	Lamp Post Base	OP	Oil Post Base
LV	Lamp Post Base	OQ	Oil Post Base
LW	Lamp Post Base	OR	Oil Post Base
LX	Lamp Post Base	OS	Oil Post Base
MA	Manhole	OT	Oil Post Base
MB	Manhole Box	OU	Oil Post Base
MC	Manhole Cover	OV	Oil Post Base
MD	Manhole Post	OW	Oil Post Base
ME	Manhole Post Base	OX	Oil Post Base
MF	Manhole Post Base	PA	Post
MG	Manhole Post Base	PB	Post Box
MH	Manhole Post Base	PC	Post Cover
MI	Manhole Post Base	PD	Post Post
MJ	Manhole Post Base	PE	Post Post Base
MK	Manhole Post Base	PF	Post Post Base
ML	Manhole Post Base	PG	Post Post Base
MM	Manhole Post Base	PH	Post Post Base
MN	Manhole Post Base	PI	Post Post Base
MO	Manhole Post Base	PJ	Post Post Base
MP	Manhole Post Base	PK	Post Post Base
MQ	Manhole Post Base	PL	Post Post Base
MR	Manhole Post Base	PM	Post Post Base
MS	Manhole Post Base	PN	Post Post Base
MT	Manhole Post Base	PO	Post Post Base
MU	Manhole Post Base	PP	Post Post Base
MV	Manhole Post Base	PQ	Post Post Base
MW	Manhole Post Base	PR	Post Post Base
MX	Manhole Post Base	PS	Post Post Base
NA	Name Plate	PT	Post Post Base
NB	Name Box	PU	Post Post Base
NC	Name Cover	PV	Post Post Base
ND	Name Post	PW	Post Post Base
NE	Name Post Base	PX	Post Post Base
NF	Name Post Base	QA	Quarry Stone
NG	Name Post Base	QB	Quarry Stone Box
NH	Name Post Base	QC	Quarry Stone Cover
NI	Name Post Base	QD	Quarry Stone Post
NJ	Name Post Base	QE	Quarry Stone Post Base
NK	Name Post Base	QF	Quarry Stone Post Base
NL	Name Post Base	QG	Quarry Stone Post Base
NM	Name Post Base	QH	Quarry Stone Post Base
NN	Name Post Base	QI	Quarry Stone Post Base
NO	Name Post Base	QJ	Quarry Stone Post Base
NP	Name Post Base	QK	Quarry Stone Post Base
NQ	Name Post Base	QL	Quarry Stone Post Base
NR	Name Post Base	QM	Quarry Stone Post Base
NS	Name Post Base	QN	Quarry Stone Post Base
NT	Name Post Base	QO	Quarry Stone Post Base
NU	Name Post Base	QP	Quarry Stone Post Base
NV	Name Post Base	QQ	Quarry Stone Post Base
NW	Name Post Base	QR	Quarry Stone Post Base
NX	Name Post Base	QS	Quarry Stone Post Base
OA	Oil Valve	QT	Quarry Stone Post Base
OB	Oil Box	QU	Quarry Stone Post Base
OC	Oil Cover	QV	Quarry Stone Post Base
OD	Oil Post	QW	Quarry Stone Post Base
OE	Oil Post Base	QX	Quarry Stone Post Base
OF	Oil Post Base	RA	Road Level
OG	Oil Post Base	RB	Road Level Post
OH	Oil Post Base	RC	Road Level Post Cover
OI	Oil Post Base	RD	Road Level Post Post
OJ	Oil Post Base	RE	Road Level Post Post Base
OK	Oil Post Base	RF	Road Level Post Post Base
OL	Oil Post Base	RG	Road Level Post Post Base
OM	Oil Post Base	RH	Road Level Post Post Base
ON	Oil Post Base	RI	Road Level Post Post Base
OO	Oil Post Base	RJ	Road Level Post Post Base
OP	Oil Post Base	RK	Road Level Post Post Base
OQ	Oil Post Base	RL	Road Level Post Post Base
OR	Oil Post Base	RM	Road Level Post Post Base
OS	Oil Post Base	RN	Road Level Post Post Base
OT	Oil Post Base	RO	Road Level Post Post Base
OU	Oil Post Base	RP	Road Level Post Post Base
OV	Oil Post Base	RQ	Road Level Post Post Base
OW	Oil Post Base	RR	Road Level Post Post Base
OX	Oil Post Base	RS	Road Level Post Post Base
PA	Post	RT	Road Level Post Post Base
PB	Post Box	RU	Road Level Post Post Base
PC	Post Cover	RV	Road Level Post Post Base
PD	Post Post	RW	Road Level Post Post Base
PE	Post Post Base	RX	Road Level Post Post Base
PF	Post Post Base	SA	Stop Valve
PG	Post Post Base	SB	Stop Box
PH	Post Post Base	SC	Stop Cover
PI	Post Post Base	SD	Stop Post
PJ	Post Post Base	SE	Stop Post Base
PK	Post Post Base	SF	Stop Post Base
PL	Post Post Base	SG	Stop Post Base
PM	Post Post Base	SH	Stop Post Base
PN	Post Post Base	SI	Stop Post Base
PO	Post Post Base	SJ	Stop Post Base
PP	Post Post Base	SK	Stop Post Base
PQ	Post Post Base	SL	Stop Post Base
PR	Post Post Base	SM	Stop Post Base
PS	Post Post Base	SN	Stop Post Base
PT	Post Post Base	SO	Stop Post Base
PU	Post Post Base	SP	Stop Post Base
PV	Post Post Base	SQ	Stop Post Base
PW	Post Post Base	SR	Stop Post Base
PX	Post Post Base	SS	Stop Post Base
QA	Quarry Stone	ST	Stop Post Base
QB	Quarry Stone Box	SU	Stop Post Base
QC	Quarry Stone Cover	SV	Stop Post Base
QD	Quarry Stone Post	SW	Stop Post Base
QE	Quarry Stone Post Base	SX	Stop Post Base
QF	Quarry Stone Post Base	TA	Tree
QG	Quarry Stone Post Base	TB	Tree Box
QH	Quarry Stone Post Base	TC	Tree Cover
QI	Quarry Stone Post Base	TD	Tree Post
QJ	Quarry Stone Post Base	TE	Tree Post Base
QK	Quarry Stone Post Base	TF	Tree Post Base
QL	Quarry Stone Post Base	TG	Tree Post Base
QM	Quarry Stone Post Base	TH	Tree Post Base
QN	Quarry Stone Post Base	TI	Tree Post Base
QO	Quarry Stone Post Base	TJ	Tree Post Base
QP	Quarry Stone Post Base	TK	Tree Post Base
QQ	Quarry Stone Post Base	TL	Tree Post Base
QR	Quarry Stone Post Base	TM	Tree Post Base
QS	Quarry Stone Post Base	TN	Tree Post Base
QT	Quarry Stone Post Base	TO	Tree Post Base
QU	Quarry Stone Post Base	TP	Tree Post Base
QV	Quarry Stone Post Base	TQ	Tree Post Base
QW	Quarry Stone Post Base	TR	Tree Post Base
QX	Quarry Stone Post Base	TS	Tree Post Base
RA	Road Level	TT	Tree Post Base
RB	Road Level Post	TU	Tree Post Base
RC	Road Level Post Cover	TV	Tree Post Base
RD	Road Level Post Post	TW	Tree Post Base
RE	Road Level Post Post Base	TX	Tree Post Base
RF	Road Level Post Post Base	UA	Water Valve
RG	Road Level Post Post Base	UB	Water Box
RH	Road Level Post Post Base	UC	Water Cover
RI	Road Level Post Post Base	UD	Water Post
RJ	Road Level Post Post Base	UE	Water Post Base
RK	Road Level Post Post Base	UF	Water Post Base
RL	Road Level Post Post Base	UG	Water Post Base
RM	Road Level Post Post Base	UH	Water Post Base
RN	Road Level Post Post Base	UI	Water Post Base
RO	Road Level Post Post Base	UJ	Water Post Base
RP	Road Level Post Post Base	UK	Water Post Base
RQ	Road Level Post Post Base	UL	Water Post Base
RR	Road Level Post Post Base	UM	Water Post Base
RS	Road Level Post Post Base	UN	Water Post Base
RT	Road Level Post Post Base	UO	Water Post Base
RU	Road Level Post Post Base	UP	Water Post Base
RV	Road Level Post Post Base	UQ	Water Post Base
RW	Road Level Post Post Base	UR	Water Post Base
RX	Road Level Post Post Base	US	Water Post Base
SA	Stop Valve	UT	Water Post Base
SB	Stop Box	UU	Water Post Base
SC	Stop Cover	UV	Water Post Base
SD	Stop Post	UW	Water Post Base
SE	Stop Post Base	UX	Water Post Base
SF	Stop Post Base	VA	Vent
SG	Stop Post Base	VB	Vent Box
SH	Stop Post Base	VC	Vent Cover
SI	Stop Post Base	VD	Vent Post
SJ	Stop Post Base	VE	Vent Post Base
SK	Stop Post Base	VF	Vent Post Base
SL	Stop Post Base	VG	Vent Post Base
SM	Stop Post Base	VH	Vent Post Base
SN	Stop Post Base	VI	Vent Post Base
SO	Stop Post Base	VJ	Vent Post Base
SP	Stop Post Base	VK	Vent Post Base
SQ	Stop Post Base	VL	Vent Post Base
SR	Stop Post Base	VM	Vent Post Base
SS	Stop Post Base	VN	Vent Post Base
ST	Stop Post Base	VO	Vent Post Base
SU	Stop Post Base	VP	Vent Post Base
SV	Stop Post Base	VQ	Vent Post Base
SW	Stop Post Base	VR	Vent Post Base
SX	Stop Post Base	VS	Vent Post Base
TA	Tree	VT	Vent Post Base
TB	Tree Box	VU	Vent Post Base
TC	Tree Cover	VV	Vent Post Base
TD	Tree Post	VW	Vent Post Base
TE	Tree Post Base	VX	Vent Post Base
TF	Tree Post Base	WA	Water Valve
TG	Tree Post Base	WB	Water Box
TH	Tree Post Base	WC	Water Cover
TI	Tree Post Base	WD	Water Post
TJ	Tree Post Base	WE	Water Post Base
TK	Tree Post Base	WF	Water Post Base
TL	Tree Post Base	WG	Water Post Base
TM	Tree Post Base	WH	Water Post Base
TN	Tree Post Base	WI	Water Post Base
TO	Tree Post Base	WJ	Water Post Base
TP	Tree Post Base	WK	Water Post Base
TQ	Tree Post Base	WL	Water Post Base
TR	Tree Post Base	WM	Water Post Base
TS	Tree Post Base	WN	Water Post Base
TT	Tree Post Base	WO	Water Post Base
TU	Tree Post Base	WP	Water Post Base
TV	Tree Post Base	WQ	Water Post Base
TW	Tree Post Base	WR	Water Post Base
TX	Tree Post Base	WS	Water Post Base
UA	Water Valve	WT	Water Post Base
UB	Water Box	WU	Water Post Base
UC	Water Cover	WV	Water Post Base
UD	Water Post	WW	Water Post Base
UE	Water Post Base	WX	Water Post Base
UF	Water Post Base	XA	Water Stop
UG	Water Post Base	XB	Water Stop Box
UH	Water Post Base	XC	Water Stop Cover
UI	Water Post Base	XD	Water Stop Post
UJ	Water Post Base	XE	Water Stop Post Base
UK	Water Post Base	XF	Water Stop Post Base
UL	Water Post Base	XG	Water Stop Post Base
UM	Water Post Base	XH	Water Stop Post Base
UN	Water Post Base	XI	Water Stop Post Base
UO	Water Post Base	XJ	Water Stop Post Base
UP	Water Post Base	XK	Water Stop Post Base
UQ	Water Post Base	XL	Water Stop Post Base
UR	Water Post Base	XM	Water Stop Post Base
US	Water Post Base	XN	Water Stop Post Base
UT	Water Post Base	XO	Water Stop Post Base
UU	Water Post Base	XP	Water Stop Post Base
UV	Water Post Base	XQ	Water Stop Post Base
UW	Water Post Base	XR	Water Stop Post Base
UX	Water Post Base	XS	Water Stop Post Base
VA	Vent	XT	Water Stop Post Base
VB	Vent Box	XU	Water Stop Post Base
VC	Vent Cover	XV	Water Stop Post Base
VD	Vent Post	XW	Water Stop Post Base
VE	Vent Post Base	XX	Water Stop Post Base
VF	Vent Post Base	YA	Yard Gully
VG	Vent Post Base	YB	Yard Gully Box
VH	Vent Post Base	YC	Yard Gully Cover
VI	Vent Post Base	YD	Yard Gully Post
VJ	Vent Post Base	YE	Yard Gully Post Base
VK	Vent Post Base	YF	Yard Gully Post Base
VL	Vent Post Base	YG	Yard Gully Post Base
VM	Vent Post Base	YH	Yard Gully Post Base
VN	Vent Post Base	YI	Yard Gully Post Base
VO	Vent Post Base	YJ	Yard Gully Post Base
VP	Vent Post Base	YK	Yard Gully Post Base
VQ	Vent Post Base	YL	Yard Gully Post Base
VR	Vent Post Base	YM	Yard Gully Post Base
VS	Vent Post Base	YN	Yard Gully Post Base
VT	Vent Post Base	YO	Yard Gully Post Base
VU	Vent Post Base	YP	Yard Gully Post Base
VV	Vent Post Base	YQ	Yard Gully Post Base
VW	Vent Post Base	YR	Yard Gully Post Base
VX	Vent Post Base	YS	Yard Gully Post Base
WA	Water Valve	YT	Yard Gully Post Base
WB	Water Box	YU	Yard Gully Post Base
WC	Water Cover	YV	Yard Gully Post Base
WD	Water Post	YW	Yard Gully Post Base
WE	Water Post Base	YX	Yard Gully Post Base
WF	Water Post Base	ZA	Zone
WG	Water Post Base	ZB	Zone Box
WH	Water Post Base	ZC	Zone Cover
WI	Water Post Base	ZD	Zone Post
WJ	Water Post Base	ZE	Zone Post Base
WK	Water Post Base	ZF	Zone Post Base
WL	Water Post Base	ZG	Zone Post Base
WM	Water Post Base	ZH	Zone Post Base
WN	Water Post Base	ZI	Zone Post Base
WO	Water Post Base	ZJ	Zone Post Base
WP	Water Post Base	ZK	Zone Post Base
WQ	Water Post Base	ZL	Zone Post Base
WR	Water Post Base	ZM	Zone Post Base
WS	Water Post Base	ZN	Zone Post Base
WT	Water Post Base	ZO	Zone Post Base
WU	Water Post Base	ZP	Zone Post Base
WV	Water Post Base	ZQ	Zone Post Base
WW	Water Post Base	ZR	Zone Post Base
WX	Water Post Base	ZS	Zone Post Base
XA	Water Stop	ZT	Zone Post Base
XB	Water Stop Box	ZU	Zone Post Base
XC	Water Stop Cover	ZV	Zone Post Base
XD	Water Stop Post	ZW	Zone Post Base
XE	Water Stop Post Base	ZX	Zone Post Base
XF	Water Stop Post Base		
XG	Water Stop Post Base		
XH	Water Stop Post Base		
XI	Water Stop Post Base		
XJ	Water Stop Post Base		
XK	Water Stop Post Base		
XL	Water Stop Post Base		
XM	Water Stop Post Base		
XN	Water Stop Post Base		
XO	Water Stop Post Base		
XP	Water Stop Post Base		
XQ	Water Stop Post Base		
XR	Water Stop Post Base		
XS	Water Stop Post Base		
XT	Water Stop Post Base		
XU	Water Stop Post Base		
XV	Water Stop Post Base		
XW	Water Stop Post Base		
XX	Water Stop Post Base		
YA	Yard Gully		
YB	Yard Gully Box		
YC	Yard Gully Cover		
YD	Yard Gully Post		
YE	Yard Gully Post Base		
YF	Yard Gully Post Base		
YG	Yard Gully Post Base		
YH	Yard Gully Post Base		
YI	Yard Gully Post Base		
YJ	Yard Gully Post Base		
YK	Yard Gully Post Base		
YL	Yard Gully Post Base		
YM	Yard Gully Post Base		
YN	Yard Gully Post Base		
YO	Yard Gully Post Base		
YP	Yard Gully Post Base		
YQ	Yard Gully Post Base		
YR	Yard Gully Post Base		
YS	Yard Gully Post Base		
YT	Yard Gully Post Base		
YU	Yard Gully Post Base		
YV	Yard Gully Post Base		
YW	Yard Gully Post Base		
YX	Yard Gully Post Base		
ZA	Zone		
ZB	Zone Box		
ZC	Zone Cover		
ZD	Zone Post		
ZE	Zone Post Base		
ZF	Zone Post Base		
ZG	Zone Post Base		
ZH	Zone Post Base		
ZI	Zone Post Base		
ZJ	Zone Post Base		
ZK	Zone Post Base		
ZL	Zone Post Base		
ZM	Zone Post Base		
ZN	Zone Post Base		
ZO	Zone Post Base		
ZP	Zone Post Base		
ZQ	Zone Post Base		
ZR	Zone Post Base		
ZS	Zone Post Base		
ZT	Zone Post Base		
ZU	Zone Post Base		
ZV	Zone Post Base		
ZW	Zone Post Base		
ZX	Zone Post Base		

ON FENCES/RAILS/DIVISIONS

FA	Barbed Wire Fence	FW	Post and Rail Fence
FB	Brick Wall Fence	FX	Post and Wire Fence
FC	Close Boarded Fence	FY	Railing
FD	Corrugated Iron Fence	FZ	Steel Railings
FE	Chain Link Fence	GA	Timber Railings
FF	Fence Post Base	GB	Wire Fence
FG	Fence Post Stone Fence	GC	Wire Fence Post
FH	Fence Post	GD	Wire Fence Post Base
FI	Fence Post Base	GE	Wire Fence Post Base
FJ	Fence Post Base	GF	Wire Fence Post Base
FK	Fence Post Base	GG	Wire Fence Post Base
FL	Fence Post Base	GH	Wire Fence Post Base
FM	Fence Post Base	GI	Wire Fence Post Base
FN	Fence Post Base	GJ	Wire Fence Post Base
FO	Fence Post Base	GK	Wire Fence Post Base
FP	Fence Post Base	GL	Wire Fence Post Base