proposed roof conversion with front & rear dormers with extended hipped roof

PROPOSED SITE SECTION
SCALE 1:50

Scale in Metres 1:50

0 1 2 3 4 5

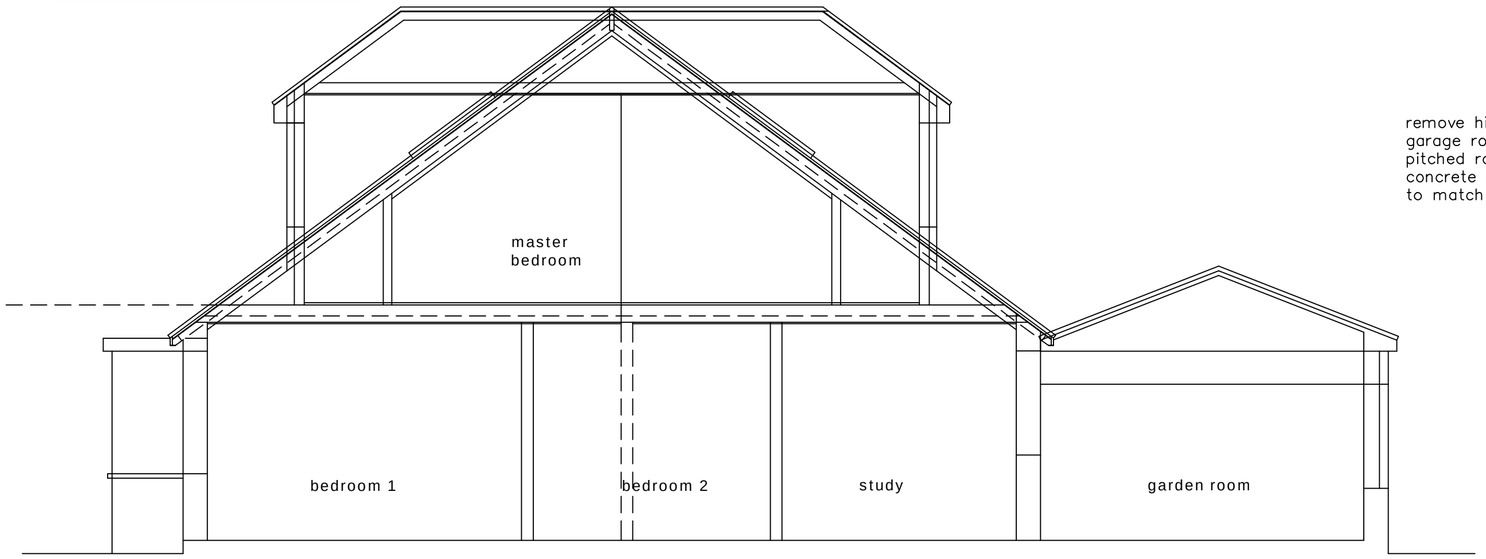

PROPOSED ROOF LAYOUT
SCALE 1:100

Scale in Metres 1:100

0 1 2 3 4 5 10

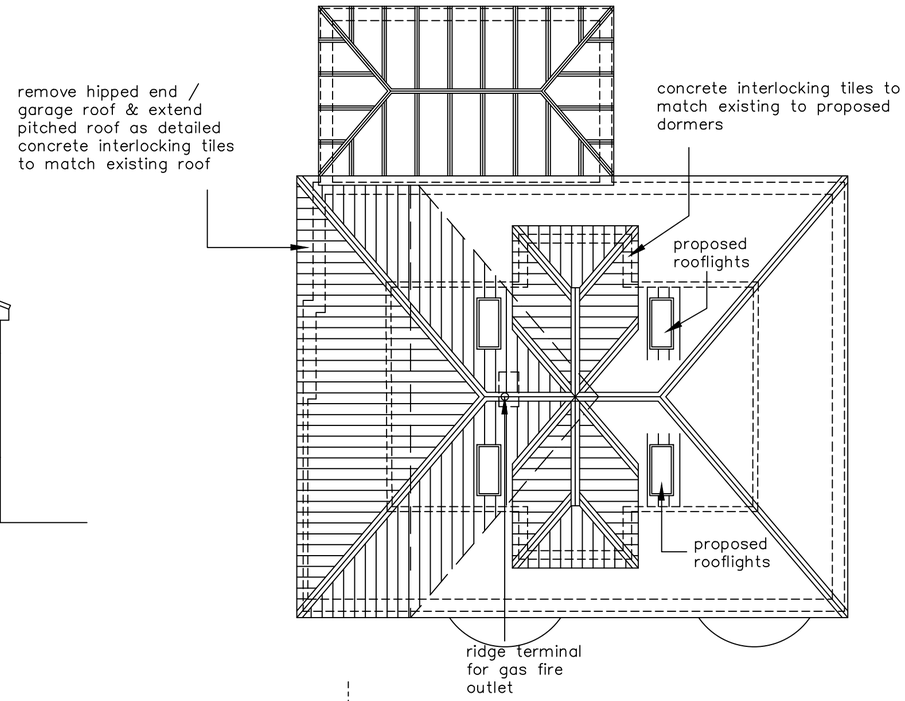

PROPOSED STREET ELEVATION
SCALE 1:100

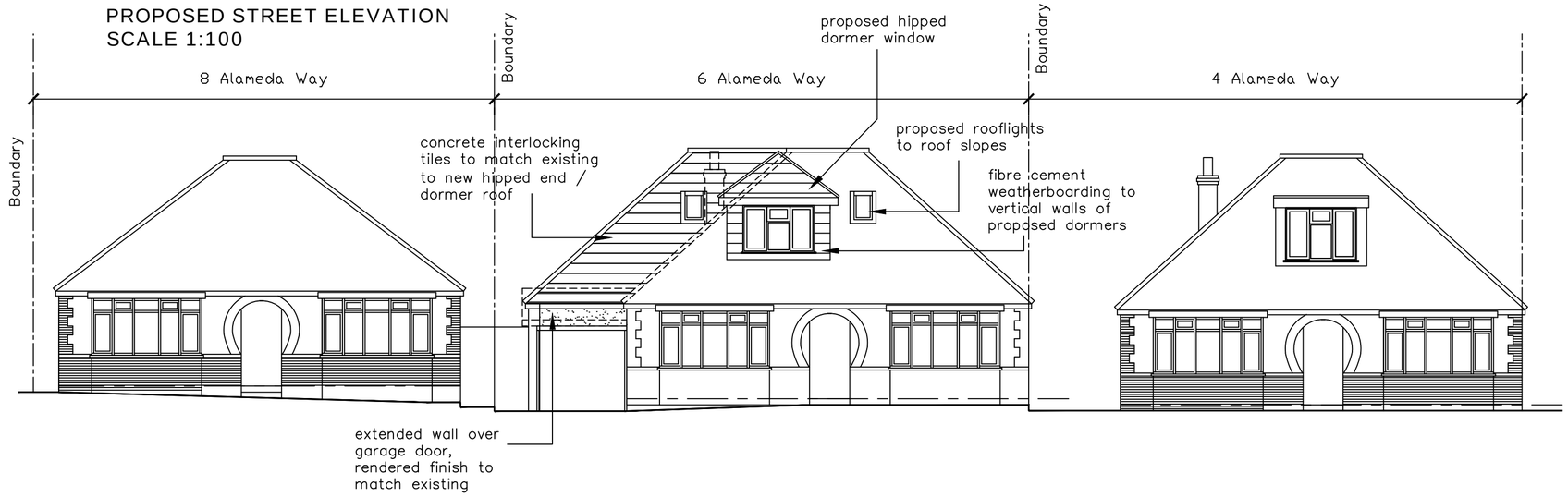

KEY:

- Blockwork
- External brickwork
- Timber/metal framed stud walling
- (X) Mains Powered Extract Fan
- (SD) Mains Powered interconnecting smoke detectors
- (HD) Mains Powered interconnecting heat detectors
- SVP Soil & vent pipe
- SS Stub stack
- RWP Rain water pipe
- Spot levels

NOTES:
The design and construction of this project shall be in accordance with the current Building Regulations & NHBC Standards. These notes & drawings have been prepared solely for the purpose of Planning & Building Regulation approval.

Do not scale from this drawing unless for Planning purposes. All dimensions to be checked on-site and any alterations to be approved by the Architect and/or client prior to any work commencing.

Ordnance Survey Licence No: 100047591

This drawing to be copyright and to be read in conjunction with all other drawings

Ammendments:
Rev A : Fibre cement weatherboarding added to dormer walls in lieu of concrete tiling, rendered section over garage door – 24/09/19

Key:

Client Name & Address:
Mr & Mrs A Mousdale
6 Alameda Way
Waterlooville
PO7 5HB

Project Address:
6 Alameda Way
Waterlooville
PO7 5HB

Drawing Details:
PLANNING DRAWING

Proposed Site Section, Street Elevation & Roof Layout

Project No:	Drawing No:	Rev No:
927	3	A
Scale: 1:50 1:100 @ A2	Drawn: BWH	Date: 04/09/19

B H ARCHITECTURE Ltd
Heath Cottage
Newlands Lane
Purbrook
Waterlooville
Hants
PO7 5SQ
Tel: 023 9223 2322
Mob: 07747 771808
E-mail:bernard@bernardharding.com