The contractor is responsible for checking, prior to commencement, all figured and scaled dimensions on drawings against actual dimensions on site.
Dimensions for fixed in items are to be taken from site.
This drawing is the copyright of SMN and must not be amended or reproduced without first seeking permission.
All works shown on this drawing must be carried out to conform to the relevant British Standard or Codes of Practice.
If there is a conflict between information shown and any British Standard or Code of Practice then the higher standard should apply.
These plans have been prepared only for the purpose of obtaining Local Authority Approval & do not form part of any specification of works to be carried out.
Extension walls, extension foundations/guttering etc not to encroach over adjacent boundary.
Boundaries indicated are assumed.
Works carried out prior to approvals at owners risk.
Note: The Construction Design and Management Regulations 2015 applies to this development.
Drains shown are assumed.
Plans to be read with structural calculations.
Scale only for the purposes of Planning.
Walls and doors removed shown dotted.

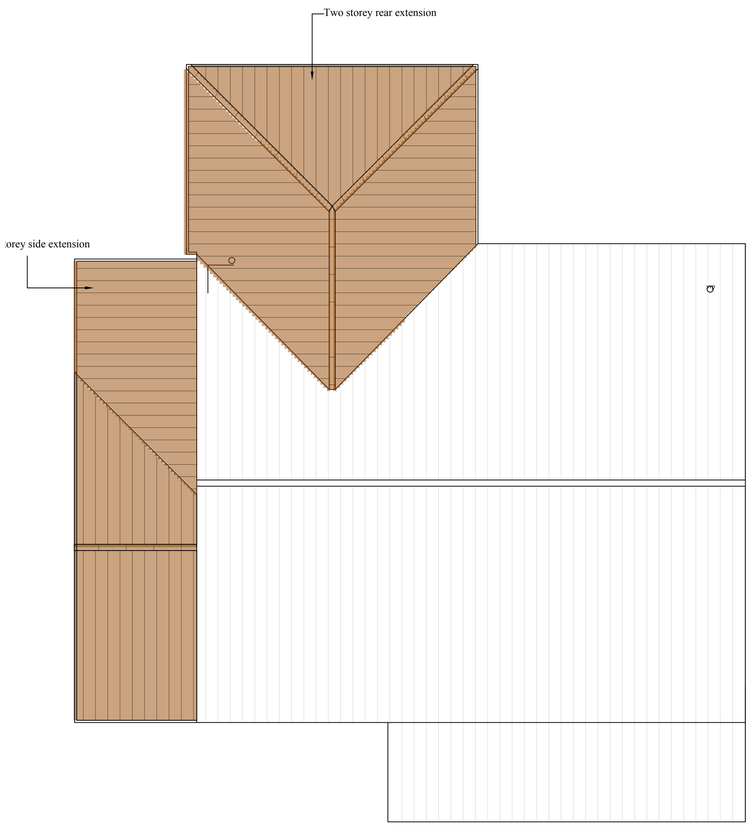

Roof Layout As Proposed
Scale 1:50



Roof Layout As Existing
Scale 1:50

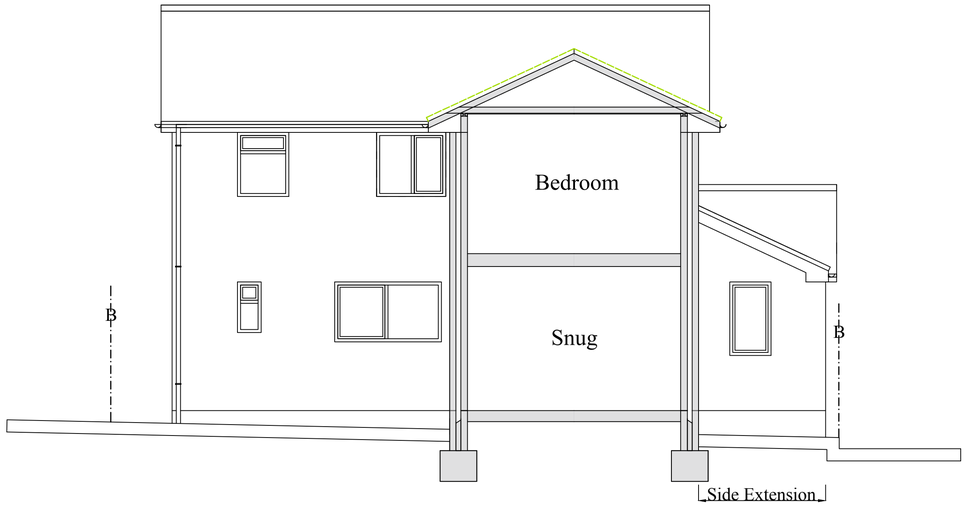

Indicative Section
Scale 1:50

SCALE IN METRES 1:50

0 1 2 3 4 5 10

PRINT @ A1

Rev	Date	Amendment

Steven M Norton
CHARTERED SURVEYOR
25 Seamead
Fareham
Hampshire
PO14 2NG
Tel: 01329 517649
Email: stevennorton@outlook.com

RICS

Architectural Services
Planning advice & submissions
Building Regulation advice & submissions
Party Wall Services
Project Management
Project Monitor Services
Contract Administration

Client
Mr Whitlock

Job Title
Extensions & Alterations @
16 Bracken Heath
Waterlooville
Hampshire
PO7 8RH

Drawing Title
Existing Roof Layout
Proposed Roof Layout
Indicative Section

Date
October 2018

Drawn By
SMN

Drawing No. whitlock-18-03 Rev.