THIS DRAWING HAS BEEN PRODUCED FOR THE PURPOSE OF PLANNING AND BUILDING REGULATIONS ONLY. THIS IS NOT A WORKING DRAWING. FOR FURTHER INFORMATION CONTACT KALOTEC LTD. THIS DRAWING IS TO BE READ IN CONJUNCTION WITH THE BUILDING REGULATIONS AND CONSTRUCTION SPECIFICATION, THE STRUCTURAL ENGINEERS DESIGN / DETAILS AND ANY SPECIALIST MANUFACTURERS DESIGNS AND DETAILS. DO NOT SCALE OFF THIS DRAWING. USE FIGURED DIMENSIONS ONLY. ALL DIMENSIONAL DISCREPANCIES TO BE BROUGHT TO THE IMMEDIATE ATTENTION OF KALOTEC LTD.

key:-

ch	ceiling height
fl	floor level relative to external survey
h	head height from floor
im	immersion heater
min	mininum height from floor
max	maximum height from floor
s	sill height from floor
u/s	height to underside

KEY:-

bt	British Telecom
cb	Control Box
cl	Cover Level
ctv	Cable Television
dk	Drop Kerb
el	Electric
ep	Electricity Pole
fh	Fire Hydrant
gu	Gully
gsv	Gas Stop Valve
ht	Height
ic	Inspection Cover
il	Invert Level
lp	Lamp Post
mkr	Marker
o/h	Overhead
pb	Post Box
pxg	Pram Crossing
np	Name Plate
rs	Road Sign
sv	Stop Valve
tb	Telephone Box
tl	Traffic Light
tt	Top of Tree
th	Threshold
tw	Top of Wall
utl	Unable to Lift
vp	Vent pipe
wm	Water Meter
wsv	Water Stop Valve

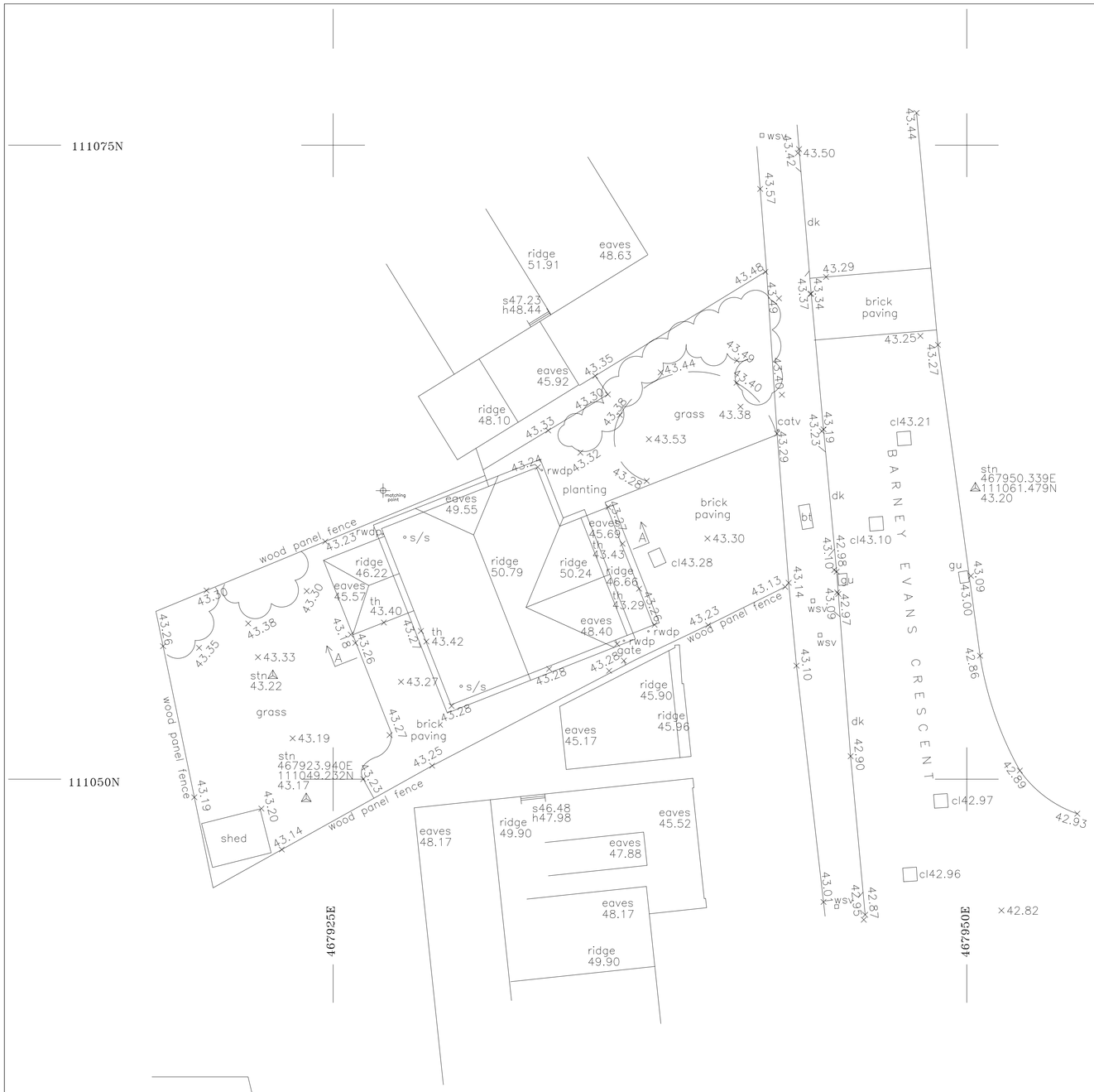

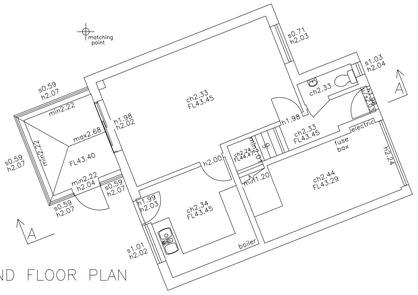

GROUND FLOOR PLAN

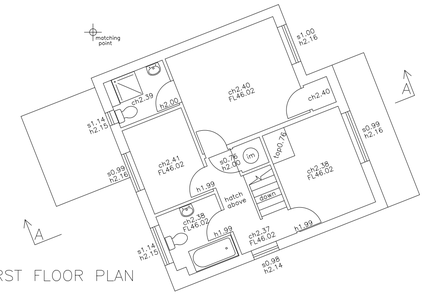

FIRST FLOOR PLAN

42.0m DATUM
NORTH ELEVATION



42.0m DATUM
EAST ELEVATION

42.0m DATUM
SOUTH ELEVATION

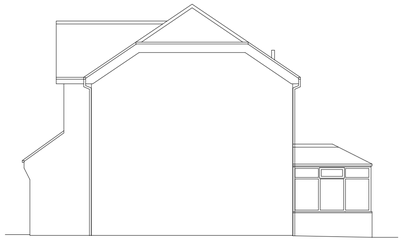

42.0m DATUM
WEST ELEVATION

42.0m DATUM
SECTION

0 1 2 3 4 5
metres

Revisions:

kalotec
Residential Development Solutions

CLIENT	Mr & Mrs Neilson
SITE	15 Barney Evans Crescent, Waterlooville
TITLE	Existing Plans
SCALE	1:100 (A1)
DATE	Jan 19
DRAWN / CHECKED	
DRAWING NO.	KALO-0209-01
REVISION	

Kalotec Limited, Cams Hall, Fareham, Hampshire, PO16 8AB
Telephone: 01329 227 424 Email:info@kalotec.co.uk
Website: www.kalotec.co.uk

COPYRIGHT © KALOTEC LIMITED