Commercial Condensing Units

PRODUCT RANGE

J&E Hall International

AN INTRODUCTION TO...

Commercial Condensing Units

FUSION & FUSION SCROLL PRODUCT RANGE

J & E Hall Fusion and Fusion Scroll units offer the perfect solution for commercial refrigeration sectors.

Energy efficiency is key to our product design. We listen carefully to customer feedback and develop fully factory built units that are energy efficient, quiet and easy to install.

Our future proof design process has evolved over a number of years to ensure our units comply with all relevant European standards and the latest legislation. We ensure our Fusion & Fusion Scroll units can be used with confidence in applications including convenience stores, petrol forecourts and cold stores.

- **Energy efficient solution**
- **Low noise**
- **Easy to install and maintain**
- **Robust and reliable design**

SMALL, MEDIUM, LARGE and TWIN FAN SIZED UNITS

PRODUCT RANGE

AT A GLANCE...

J & E Hall offer reciprocating or scroll condensing units in various casing sizes with multi refrigerant options.

SMALL
FUSION

MEDIUM
FUSION & FUSION SCROLL

LARGE
FUSION & FUSION SCROLL

TWIN FAN
FUSION & FUSION SCROLL

Research & Development

J & E Hall understand that market requirements are constantly changing. We work hard to understand these changes and develop our products to specifically meet the varying demands of our customers.

We pride ourselves on innovative, quality refrigeration products that are designed in the UK and manufactured within our own group facilities.

Support

We are proud to support a comprehensive network of UK distributors who deliver our commercial condensing units into the UK market. Our distributors can rapidly deliver from their own stock, which is further maintained from our own UK stock holding.

We have an experienced technical support team on hand to assist with any questions and can supply a range of spare parts and accessories to accompany our condensing units.

Compliance

Our range has been developed to comply with environmental and energy regulations and can offer end users tax relief via the Enhanced Capital Allowance scheme.

ENVIRONMENT

FGAS

F-Gas Compliance

As market leaders in commercial refrigeration we consider the environmental impact of our units throughout their complete life cycle. J & E Hall units are able to run with lower GWP refrigerants.

ENERGY

Ecodesign COMPLIANT

Ecodesign

Ecodesign regulations require manufacturers to decrease the energy consumption of their products by establishing strict energy standards.

FINANCIAL

Enhanced Capital Allowance

J & E Hall medium temperature scroll condensing units qualify for ECA. As an incentive to invest in energy efficient products ECA allows the end user to deduct 100% of the cost of the qualifying equipment from their tax bill in the first year.

For more information visit www.jehall.co.uk/products

Small & Medium Sized Units

PRODUCT RANGE

SMALL

FUSION

MEDIUM

FUSION & FUSION SCROLL

With an extended model range, the latest generation small and medium sized commercial units offer multi refrigerant options and improved access. The units offer advanced features including microchannel condenser coils for reduced refrigerant charge and increased efficiencies.

GENERAL SPECIFICATIONS

All required components come factory fitted as standard. Fusion units are supplied with a reciprocating compressor, while Fusion Scroll units house the highly efficient Copeland scroll compressor.

INSTALLER BENEFITS

- The microchannel condenser coil is easy to clean and has a smaller refrigerant volume
- Hinged doors provide simple access for service and maintenance
- Factory fitted components & improved electrical box layout allows quick and easy installation
- 3 year manufacturer's warranty provides peace of mind

END USER BENEFITS

- Energy efficient features can help to reduce energy bills
- Medium temperature scroll models are eligible for 100% tax relief via Enhanced Capital Allowance
- Quiet units blend seamlessly into the local environment
- Quality components ensure longer life and reliability

KW BY REFRIGERANT

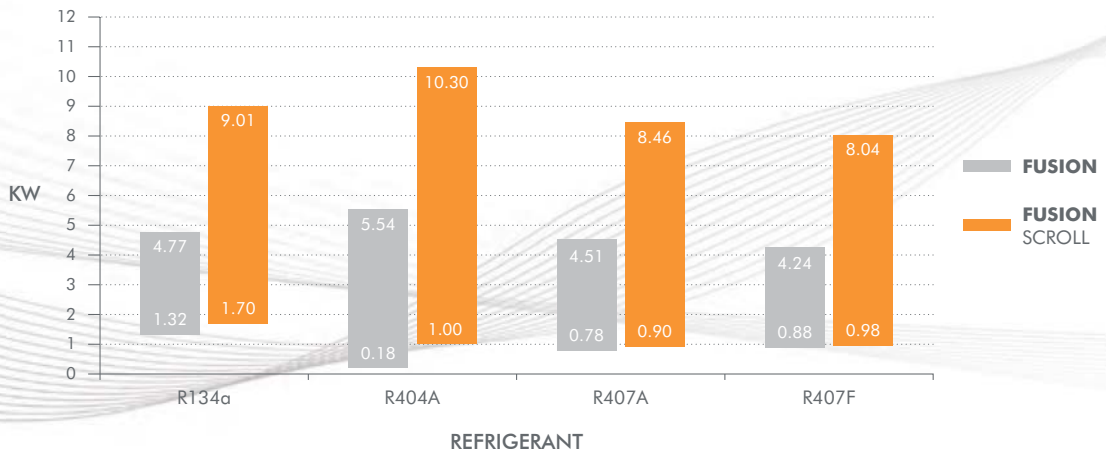

FEATURES SMALL & MEDIUM SIZED UNITS



*Not available on small models

Large & Twin Sized Units

PRODUCT RANGE

LARGE

FUSION & FUSION SCROLL

TWIN

FUSION & FUSION SCROLL

Large and twin fan sized units use J & E Hall's proven design to provide a high quality, reliable range of commercial condensing units. Fusion scroll units house the extremely efficient Copeland scroll compressor while the Fusion range use a reciprocating compressor fitted with compressor jacket to further reduce noise. Available with multi refrigerant options, blue fin anti corrosion condenser coils on scroll models provide improved efficiencies.

GENERAL SPECIFICATIONS

- Liquid receiver with fusible plug
- Adjustable HP/LP pressure safety switch
- Factory fitted liquid line with sight glass and filter drier
- IP54 rated control panel with isolator
- Compressor contactor
- Fan speed controller
- Crankcase heater
- External service valves

INSTALLER BENEFITS

- Pre-wired control panels for easy installation
- Blue fin anti corrosion condenser coils improve efficiency and reduces potential for leaks
- Easy access to all components for ease of maintenance
- 3 year manufacturer's warranty provides peace of mind

END USER BENEFITS

- Exceptional reliability
- Medium temperature scroll models are eligible for 100% tax relief via Enhanced Capital Allowance
- Quiet units blend seamlessly into the local environment
- Built using quality components with longevity in mind

KW BY REFRIGERANT

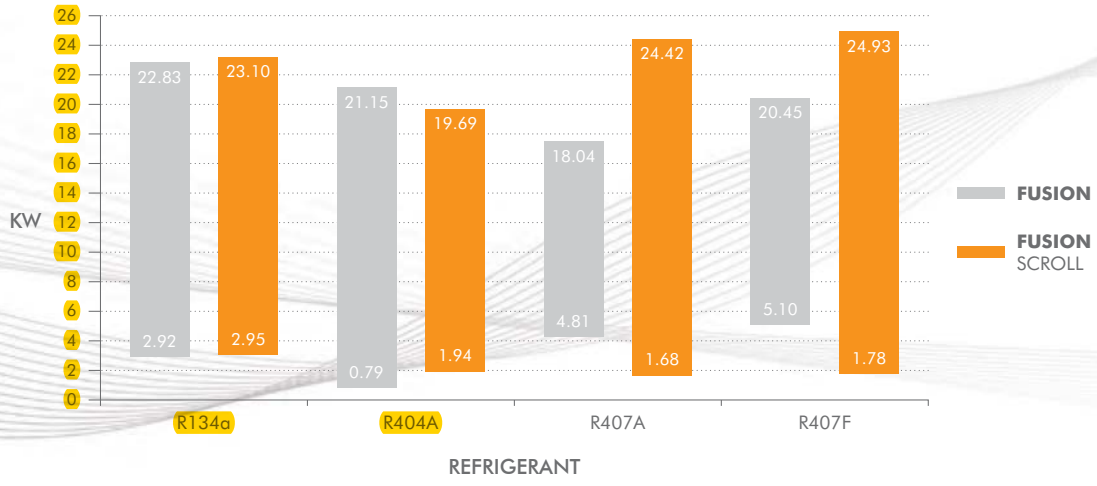

R134a TECHNICAL DATA Small, Medium, Large & Twin Fan

MEDIUM TEMPERATURE

Casing	Unit Model	Compressor Model	R134a Cooling Capacity (Watts) @ Te							SPL @ 10m dB(A)	Unit Connections		Dry Weight (kgs)	Dimensions (mm) (W x D x H)
			-15°C	-10°C	-5°C	0°C	5°C	10°C	15°C		Liquid	Suction		
Small	JEHR-0050-B1-M-1	AE 4460Z-FZ1C								30	1/4	3/8	45	876 x 420 x 607
	JEHR-0067-B1-M-1	CAJ 9480Z								30	3/8	1/2	53	
	JEHR-0100-B1-M-1	CAJ 9510Z								30	3/8	1/2	53	
	JEHR-0113-B1-M-1	CAJ 9513Z								30	3/8	1/2	54	
Medium	JEHR-0140-B2-M-1	CAJ 4517Z								34	3/8	1/2	68	1101 x 444 x 662
	JEHR-0140-B2-M-3	TAJ 4517Z								34	3/8	1/2	68	
	JEHR-0150-B2-M-1	MTZ18-5	-	1320	1769	2266	2910	3634	4776	37	3/8	5/8	68	
	JEHR-0150-B2-M-3	MTZ18-4	-	1320	1769	2266	2910	3634	4776	37	3/8	5/8	68	
	JEHS-0200-B2-M-1	ZB15KQE-PFJ	1730	2170	2700	3310	4020	4850	5770	33	3/8	3/4	70	
	JEHS-0200-B2-M-3	ZB15KQE-TFD	1730	2170	2700	3310	4020	4850	5770	33	3/8	3/4	70	
	JEHS-0250-B2-M-1	ZB19KQE-PFJ	1980	2480	3070	3770	4570	5510	6550	36	3/8	3/4	72	
	JEHS-0250-B2-M-3	ZB19KQE-TFD	1980	2480	3070	3770	4570	5510	6550	36	3/8	3/4	72	
	JEHS-0300-B2-M-1	ZB21KQE-PFJ	2460	3060	3790	4620	5600	6740	7990	36	3/8	3/4	74	
	JEHS-0300-B2-M-3	ZB21KQE-TFD	2460	3060	3790	4620	5600	6740	7990	36	3/8	3/4	74	
	JEHS-0350-B2-M-1	ZB26KQE-PFJ	2800	3480	4300	5240	6320	7610	9010	40	3/8	3/4	74	
	JEHS-0350-B2-M-3	ZB26KQE-TFD	2800	3480	4300	5240	6320	7610	9010	40	3/8	3/4	74	
Large	JEHS-0350-M-1	ZB26KQE-PFJ	2950	3700	4550	5600	6800	8150	9650	35	1/2	3/4	114	1332 x 556 x 884
	JEHS-0350-M-3	ZB26KQE-TFD	2950	3700	4550	5600	6800	8150	9650	35	1/2	3/4	114	
	JEH2-0400-M-3	MTZ50-4	2917	3925	5143	6571	8209	10057	12115	37	1/2	7/8	120	1347 x 556 x 884
	JEHS-0400-M-1	ZB29KQE-PFJ	3400	4300	5300	6500	7850	9400	11100	34	1/2	7/8	121	
	JEHS-0400-M-3	ZB29KQE-TFD	3400	4300	5300	6500	7850	9400	11100	34	1/2	7/8	121	
	JEH2-0500-M-3	MTZ64-4	3593	4823	6273	7943	9833	11943	14273	40	1/2	7/8	120	
	JEHS-0500-M-3	ZB38KQE-TFD	4100	5150	6350	7750	9300	11100	13050	35	1/2	7/8	126	
	JEHS-0600-M-3	ZB45KQE-TFD	4950	6150	7600	9250	11100	13150	15300	40	1/2	7/8	128	
	JEHS-0680-M-3	ZB48KQE-TFD	5588	6928	8420	10082	11959	14015	15972	40	1/2	7/8	129	
Twin	JEH2-0825-M-3	MTZ100-4	5322	7083	9110	11401	13958	16779	19866	42	1/2	1 1/8	205	1261 x 594 x 1435
	JEHS-0800-M-3	ZB58KCE-TFD	6300	7800	9550	11650	13750	16300	19000	44	1/2	1 1/8	201	
	JEH2-1000-M-3	MTZ125-4	6615	8667	10980	13552	16385	19477	22830	42	1/2	1 1/8	205	
	JEHS-1000-M-3	ZB76KCE-TFD	8050	9900	12050	14450	17100	20000	23100	44	1/2	1 3/8	201	

Rating Condition: Suction Gas Superheat 10K / Subcooling 0K / 32°C Ambient
Capacity data presented in accordance with BS EN 13215:2000
Sound Pressure Level (SPL) @ 10m free field at (-10/+32°C) MT & (-25/+32°C) LT conditions. Alternative conditions may produce different results.

R404A TECHNICAL DATA Small, Medium, Large & Twin Fan

MEDIUM TEMPERATURE

Casing	Unit Model	Compressor Model	R404A Cooling Capacity (Watts) @ Te							SPL @ 10m dB(A)	Unit Connections		Dry Weight (kgs)	Dimensions (mm) (W x D x H)
			-20°C	-15°C	-10°C	-5°C	0°C	5°C	10°C		Liquid	Suction		
Small	JEHR-0050-B1-M-1	AE 4460Z-FZ1C	583	733	910	1116	1359	1639	1962	30	1/4	3/8	45	876 x 420 x 607
	JEHR-0067-B1-M-1	CAJ 9480Z	736	948	1225	1497	1847	2244	2712	30	3/8	1/2	53	
	JEHR-0100-B1-M-1	CAJ 9510Z	887	1134	1495	1760	2148	2593	3100	30	3/8	1/2	53	
	JEHR-0113-B1-M-1	CAJ 9513Z	1047	1362	1761	2143	2616	3149	3746	30	3/8	1/2	54	
Medium	JEHR-0140-B2-M-1	CAJ 4517Z	1365	1762	2220	2756	3376	4096	4934	34	3/8	1/2	68	1101 x 444 x 662
	JEHR-0140-B2-M-3	TAJ 4517Z	1365	1762	2220	2756	3376	4096	4934	34	3/8	1/2	68	
	JEHR-0150-B2-M-1	MTZ18-5	1296	1763	2312	2956	3701	4556	5536	37	3/8	5/8	68	
	JEHR-0150-B2-M-3	MTZ18-4	1296	1763	2312	2956	3701	4556	5536	37	3/8	5/8	68	
	JEHS-0200-B2-M-1	ZB15KQE-PFJ	2340	2880	3490	4190	5000	5920	6970	33	3/8	3/4	70	
	JEHS-0200-B2-M-3	ZB15KQE-TFD	2340	2880	3490	4190	5000	5920	6970	33	3/8	3/4	70	
	JEHS-0250-B2-M-1	ZB19KQE-PFJ	2930	3530	4210	5020	5950	7020	8260	36	3/8	3/4	72	
	JEHS-0250-B2-M-3	ZB19KQE-TFD	2930	3530	4210	5020	5950	7020	8260	36	3/8	3/4	72	
	JEHS-0300-B2-M-1	ZB21KQE-PFJ	3430	4110	4890	5800	6850	8070	9470	36	3/8	3/4	74	
	JEHS-0300-B2-M-3	ZB21KQE-TFD	3430	4110	4890	5800	6850	8070	9470	36	3/8	3/4	74	
	JEHS-0350-B2-M-1	ZB26KQE-PFJ	3850	4610	5460	6440	7570	8840	10300	40	3/8	3/4	74	
	JEHS-0350-B2-M-3	ZB26KQE-TFD	3850	4610	5460	6440	7570	8840	10300	40	3/8	3/4	74	
Large	JEHS-0350-M-1	ZB26KQE-PFJ	3950	4850	5900	7100	8500	10040	-	35	1/2	3/4	114	1332 x 556 x 884
	JEHS-0350-M-3	ZB26KQE-TFD	3950	4850	5900	7100	8500	10040	-	35	1/2	3/4	114	
	JEH2-0400-M-3	MTZ50-4	3924	5133	6527	8106	9870	11819	-	37	1/2	7/8	120	1347 x 556 x 884
	JEHS-0400-M-1	ZB29KQE-PFJ	4480	5500	6690	8040	9590	11298	-	34	1/2	7/8	121	
	JEHS-0400-M-3	ZB29KQE-TFD	4480	5500	6690	8040	9590	11298	-	34	1/2	7/8	121	
	JEH2-0500-M-3	MTZ64-4	5043	6430	8021	9818	11819	14026	-	40	1/2	7/8	120	
	JEHS-0500-M-3	ZB38KQE-TFD	5400	6650	8050	9650	11450	13420	-	35	1/2	7/8	126	
	JEHS-0600-M-3	ZB45KQE-TFD	6150	7550	9150	10900	12950	15150	-	40	1/2	7/8	128	
	JEHS-0680-M-3	ZB48KQE-TFD	6700	8150	9850	11650	13800	16090	-	40	1/2	7/8	129	
Twin	JEH2-0825-M-3	MTZ100-4	6816	8826	11010	13370	15904	18614	-	42	1/2	1 1/8	205	1261 x 594 x 1435
	JEHS-0800-M-3	ZB58KCE-TFD	7730	9770	12000	14350	16950	19686	-	44	1/2	1 1/8	201	
	JEH2-1000-M-3	MTZ125-4	9020	11219	13528	15947	18476	21115	-	42	1/2	1 1/8	205	
	JEHS-1000-M-3	ZB76KCE-TFD	9770	11900	14200	16550	19100	-	-	44	1/2	1 3/8	201	

Rating Condition: Suction Gas Superheat 10K / Subcooling 0K / 32°C Ambient
Capacity data presented in accordance with BS EN 13215:2000
Sound Pressure Level (SPL) @ 10m free field at (-10/+32°C) MT & (-25/+32°C) LT conditions. Alternative conditions may produce different results.

LOW TEMPERATURE

Casing	Unit Model	Compressor Model	R404A Cooling Capacity (Watts) @ Te							SPL @ 10m dB(A)	Unit Connections		Dry Weight (kgs)	Dimensions (mm) (W x D x H)
			-45°C	-40°C	-35°C	-30°C	-25°C	-20°C	-15°C		Liquid	Suction		
Sm	JEH2-0075-L-1	SC18CLX.2	175	289	418	562	721	895	-	30	1/4	3/8	46	869 x 430 x 489
Medium	JEH2-0175-L-1	NTZ048-5	363	643	947	1277	1631	2011	-	35	3/8	5/8	86	1108 x 478 x 650
	JEH2-0175-L-3	NTZ048-4	363	643	947	1277	1631	2011	-	35	3/8	5/8	86	
	JEHS-0200-L-3	ZF06K4E-TFD	-	1000	1260	1560	1910	2310	-	27	3/8	3/4	94	
	JEH2-0225-L-1	NTZ068-5	762	1139	1567	2044	2572	3149	-	38	3/8	5/8	92	
	JEH2-0225-L-3	NTZ068-4	762	1139	1567	2044	2572	3149	-	38	3/8	5/8	92	
	JEHS-0300-L-3	ZF09K4E-TFD	-	1315	1645	2040	2480	3000	-	28	3/8	3/4	96	
Large	JEH2-0350-L-3	NTZ096-4	789	1252	1845	2567	3420	4402	-	38	1/2	7/8	125	1347 x 556 x 884
	JEH2-0400-L-3	NTZ136-4	1347	2020	2824	3757	4821	6014	-	38	1/2	1 1/8	125	1352 x 556 x 884
	JEHS-0400-L-3	ZF13K4E-TFD	-	1940	2485	3100	3850	4700	-	35	1/2	7/8	129	1347 x 556 x 884
	JEHS-0500-L-3	ZF15K4E-TFD	-	2330	3000	3750	4600	5550	-	36	1/2	7/8	130	
	JEHS-0600-L-3	ZF18K4E-TFD	-	2850	3600	4400	5350	6450	-	41	1/2	7/8	130	
Twin	JEH2-0725-L-3	NTZ215-4	2026	3070	4245	5549	6984	8548	-	40	1/2	1 1/8	203	1261 x 594 x 1435
	JEHS-0750-L-3	ZF24K4E-TWD	-	3390	4320	5350	6490	7750	-	41	1/2	1 3/8	218	
	JEH2-0825-L-3	NTZ271-4	2890	4276	5818	7514	9366	11372	-	41	1/2	1 1/8	203	
	JEHS-1000-L-3	ZF33K4E-TWD	-	4660	5850	7200	8720	10400	-	42	1/2	1 3/8	218	

R407A TECHNICAL DATA Small, Medium, Large & Twin Fan

MEDIUM TEMPERATURE

Casing	Unit Model	Compressor Model	R407A Cooling Capacity (Watts) @ Te							SPL @ 10m dB(A)	Unit Connections		Dry Weight (kgs)	Dimensions (mm) (W x D x H)
			-20°C	-15°C	-10°C	-5°C	0°C	5°C	10°C		Liquid	Suction		
Small	JEHR-0050-B1-M-1	AE 4460Z-FZ1C	-	-	783	1019	1310	1658	2073	30	1/4	3/8	45	876 x 420 x 607
	JEHR-0067-B1-M-1	CAJ 9480Z	-	-	1054	1367	1780	2270	2866	30	3/8	1/2	53	
	JEHR-0100-B1-M-1	CAJ 9510Z	-	-	1287	1608	2070	2623	3276	30	3/8	1/2	53	
	JEHR-0113-B1-M-1	CAJ 9513Z	-	-	1515	1958	2521	3185	3958	30	3/8	1/2	54	
Medium	JEHR-0140-B2-M-1	CAJ 4517Z	-	-	1911	2516	3254	4141	-	34	3/8	1/2	68	1101 x 444 x 662
	JEHR-0140-B2-M-3	TAJ 4517Z	-	-	1911	2516	3254	4141	-	34	3/8	1/2	68	
	JEHR-0150-B2-M-1	MTZ18-5	-	1650	2200	2850	3950	4510	-	37	3/8	5/8	68	
	JEHR-0150-B2-M-3	MTZ18-4	-	1650	2200	2850	3950	4510	-	37	3/8	5/8	68	
	JEHS-0200-B2-M-1	ZB15KQE-PFJ	-	2700	3310	4000	4800	5730	-	33	3/8	3/4	70	
	JEHS-0200-B2-M-3	ZB15KQE-TFD	-	2700	3310	4000	4800	5730	-	33	3/8	3/4	70	
	JEHS-0250-B2-M-1	ZB19KQE-PFJ	-	3250	3970	4790	5710	6750	-	36	3/8	3/4	72	
	JEHS-0250-B2-M-3	ZB19KQE-TFD	-	3250	3970	4790	5710	6750	-	36	3/8	3/4	72	
	JEHS-0300-B2-M-1	ZB21KQE-PFJ	-	3840	4680	5650	6720	7890	-	36	3/8	3/4	74	
	JEHS-0300-B2-M-3	ZB21KQE-TFD	-	3840	4680	5650	6720	7890	-	36	3/8	3/4	74	
	JEHS-0350-B2-M-1	ZB26KQE-PFJ	-	-	5010	6020	7160	8460	-	40	3/8	3/4	74	
	JEHS-0350-B2-M-3	ZB26KQE-TFD	-	-	5010	6020	7160	8460	-	40	3/8	3/4	74	
Large	JEHS-0350-M-1	ZB26KQE-PFJ	-	4570	5610	6800	8190	9790	-	35	1/2	3/4	114	1332 x 556 x 884
	JEHS-0350-M-3	ZB26KQE-TFD	-	4570	5610	6800	8190	9790	-	35	1/2	3/4	114	
	JEH2-0400-M-3	MTZ50-4	-	4810	6200	7810	9640	11700	-	37	1/2	7/8	120	1347 x 556 x 884
	JEHS-0400-M-1	ZB29KQE-PFJ	-	5550	6870	8360	10020	11830	-	34	1/2	7/8	121	
	JEHS-0400-M-3	ZB29KQE-TFD	-	5550	6870	8360	10020	11830	-	34	1/2	7/8	121	
	JEH2-0500-M-3	MTZ64-4	-	6020	7620	9460	11540	13890	-	40	1/2	7/8	120	
	JEHS-0500-M-3	ZB38KQE-TFD	-	6710	8270	10070	12020	14160	-	35	1/2	7/8	126	
	JEHS-0600-M-3	ZB45KQE-TFD	-	7600	9270	11160	13300	15530	-	40	1/2	7/8	128	
	JEHS-0680-M-3	ZB48KQE-TFD	-	-	10740	12940	15390	17970	-	40	1/2	7/8	129	
Twin	JEH2-0825-M-3	MTZ100-4	-	-	10460	12880	15530	-	-	42	1/2	1 1/8	205	1261 x 594 x 1435
	JEHS-0800-M-3	ZB58KCE-TFD	-	9210	11540	14160	16960	19860	-	44	1/2	1 1/8	201	
	JEH2-1000-M-3	MTZ125-4	-	-	12850	15360	18040	-	-	42	1/2	1 1/8	205	
	JEHS-1000-M-3	ZB76KCE-TFD	-	-	14630	17770	21090	24420	-	44	1/2	1 3/8	201	

Rating Condition: Suction Gas Superheat 10K / Subcooling 0K / 32°C Ambient
Capacity data presented in accordance with BS EN 13215:2000
Sound Pressure Level (SPL) @ 10m free field at (-10/+32°C) MT & (-25/+32°C) LT conditions. Alternative conditions may produce different results.

LOW TEMPERATURE

Casing	Unit Model	Compressor Model	R407A Cooling Capacity (Watts) @ Te							SPL @ 10m dB(A)	Unit Connections		Dry Weight (kgs)	Dimensions (mm) (W x D x H)
			-45°C	-40°C	-35°C	-30°C	-25°C	-20°C	-15°C		Liquid	Suction		
Med	JEHS-0200-L-3	ZF06K4E-TFD	-	993	1159	1463	1834	2271	-	27	3/8	3/4	94	1108 x 478 x 650
	JEHS-0300-L-3	ZF09K4E-TFD	-	1330	1700	2160	2690	3300	-	28	3/8	3/4	96	
Large	JEHS-0400-L-3	ZF13K4E-TFD	-	1680	2090	2700	3470	4340	-	35	1/2	7/8	129	1347 x 556 x 884
	JEHS-0500-L-3	ZF15K4E-TFD	-	2190	2630	3320	4220	5270	-	36	1/2	7/8	130	
	JEHS-0600-L-3	ZF18K4E-TFD	-	2580	3140	3990	5060	6300	-	41	1/2	7/8	130	

R407F TECHNICAL DATA Small, Medium, Large & Twin Fan Casing

MEDIUM TEMPERATURE

Casing	Unit Model	Compressor Model	R407F Cooling Capacity (Watts) @ Te							SPL @ 10m dB(A)	Unit Connections		Dry Weight (kgs)	Dimensions (mm) (W x D x H)
			-20°C	-15°C	-10°C	-5°C	0°C	5°C	10°C		Liquid	Suction		
Small	JEHR-0050-B1-M-1	AE 4460Z-FZ1C	-	-	882	1126	1423	1776	2195	30	1/4	3/8	45	876 x 420 x 607
	JEHR-0067-B1-M-1	CAJ 9480Z	-	-	1187	1510	1934	2432	3034	30	3/8	1/2	53	
	JEHR-0100-B1-M-1	CAJ 9510Z	-	-	1449	1775	2249	2810	3469	30	3/8	1/2	53	
	JEHR-0113-B1-M-1	CAJ 9513Z	-	-	1706	2162	2739	3412	4191	30	3/8	1/2	54	
Medium	JEHR-0140-B2-M-1	CAJ 4517Z	-	-	2151	2780	3534	4439	-	34	3/8	1/2	68	1101 x 444 x 662
	JEHR-0140-B2-M-3	TAJ 4517Z	-	-	2151	2780	3534	4439	-	34	3/8	1/2	68	
	JEHR-0150-B2-M-1	MTZ18-5	-	1600	2240	2800	3500	4240	-	37	3/8	5/8	68	
	JEHR-0150-B2-M-3	MTZ18-4	-	1600	2240	2800	3500	4240	-	37	3/8	5/8	68	
	JEHS-0200-B2-M-1	ZB15KQE-PFJ	-	2670	3300	3980	4690	5410	-	33	3/8	3/4	70	
	JEHS-0200-B2-M-3	ZB15KQE-TFD	-	2670	3300	3980	4690	5410	-	33	3/8	3/4	70	
	JEHS-0250-B2-M-1	ZB19KQE-PFJ	-	3260	3970	4750	5570	6400	-	36	3/8	3/4	72	
	JEHS-0250-B2-M-3	ZB19KQE-TFD	-	3260	3970	4750	5570	6400	-	36	3/8	3/4	72	
	JEHS-0300-B2-M-1	ZB21KQE-PFJ	-	3860	4710	5610	6510	7350	-	36	3/8	3/4	74	
	JEHS-0300-B2-M-3	ZB21KQE-TFD	-	3860	4710	5610	6510	7350	-	36	3/8	3/4	74	
	JEHS-0350-B2-M-1	ZB26KQE-PFJ	-	-	4900	5960	7020	8040	-	40	3/8	3/4	74	
	JEHS-0350-B2-M-3	ZB26KQE-TFD	-	-	4900	5960	7020	8040	-	40	3/8	3/4	74	
Large	JEHS-0350-M-1	ZB26KQE-PFJ	-	-	5780	7090	8570	10250	-	35	1/2	3/4	114	1332 x 556 x 884
	JEHS-0350-M-3	ZB26KQE-TFD	-	-	5780	7090	8570	10250	-	35	1/2	3/4	114	
	JEH2-0400-M-3	MTZ50-4	-	5100	6590	8240	10060	12040	-	37	1/2	7/8	120	1347 x 556 x 884
	JEHS-0400-M-1	ZB29KQE-PFJ	-	-	7180	8770	10600	12600	-	34	1/2	7/8	121	
	JEHS-0400-M-3	ZB29KQE-TFD	-	-	7180	8770	10600	12600	-	34	1/2	7/8	121	
	JEH2-0500-M-3	MTZ64-4	-	6270	8040	10060	12210	14570	-	40	1/2	7/8	120	
	JEHS-0500-M-3	ZB38KQE-TFD	-	-	8700	10600	12750	15200	-	35	1/2	7/8	126	
	JEHS-0600-M-3	ZB45KQE-TFD	-	-	10050	12300	14800	17500	-	40	1/2	7/8	128	
	JEHS-0680-M-3	ZB48KQE-TFD	-	-	11190	13470	16030	18720	-	40	1/2	7/8	129	
Twin	JEH2-0825-M-3	MTZ100-4	-	-	11450	14090	16850	19710	-	42	1/2	1 1/8	205	1261 x 594 x 1435
	JEHS-0800-M-3	ZB58KCE-TFD	-	-	11790	14450	17330	20430	-	44	1/2	1 1/8	201	
	JEH2-1000-M-3	MTZ125-4	-	-	14130	17170	20450	-	-	42	1/2	1 1/8	205	
	JEHS-1000-M-3	ZB76KCE-TFD	-	-	15080	18180	21510	24930	-	44	1/2	1 3/8	201	

LOW TEMPERATURE

Casing	Unit Model	Compressor Model	R407F Cooling Capacity (Watts) @ Te							SPL @ 10m dB(A)	Unit Connections		Dry Weight (kgs)	Dimensions (mm) (W x D x H)
			-45°C	-40°C	-35°C	-30°C	-25°C	-20°C	-15°C	M³/s	Liquid	Suction		
Med.	JEHS-0200-L-3	ZF06K4E-TFD	-	980	1190	1510	1880	2320	-	27	3/8	3/4	94	1108 x 478 x 650
	JEHS-0300-L-3	ZF09K4E-TFD	-	1310	1620	2020	2510	3090	-	28	3/8	3/4	96	
Large	JEHS-0400-L-3	ZF13K4E-TFD	-	1780	2280	2900	3620	4480	-	35	1/2	7/8	129	1347 x 556 x 884
	JEHS-0500-L-3	ZF15K4E-TFD	-	2170	2770	3510	4360	5380	-	36	1/2	7/8	130	
	JEHS-0600-L-3	ZF18K4E-TFD	-	2600	3330	4210	5230	6420	-	41	1/2	7/8	130	

Rating Condition: Suction Gas Superheat 10K / Subcooling 0K / 32°C Ambient
Capacity data presented in accordance with BS EN 13215:2000
Sound Pressure Level (SPL) @ 10m free field at (-10/+32°C) MT & (-25/+32°C) LT conditions. Alternative conditions may produce different results.

ENHANCED CAPITAL ALLOWANCE

The Enhanced Capital Allowance (ECA) scheme is designed to encourage UK businesses to reduce carbon emissions by encouraging them to purchase Carbon Trust approved energy-saving equipment.

As an incentive to invest in energy efficient products ECA allows businesses to deduct 100% of the cost of the qualifying equipment from their tax bill in the first year.

The following J & E Hall units qualify for ECA:

Size	Model
MEDIUM	JEHS-0200-B2-M-1
	JEHS-0200-B2-M-3
	JEHS-0250-B2-M-1
	JEHS-0250-B2-M-3
	JEHS-0300-B2-M-1
	JEHS-0300-B2-M-3
LARGE	JEHS-0350-M-1
	JEHS-0350-M-3
	JEHS-0400-M-1
	JEHS-0400-M-3
	JEHS-0500-M-3
	JEHS-0600-M-3
	JEHS-0680-M-3
TWIN FAN	JEHS-0800-M-3

For more information visit the Energy Technology List website **http://etl.decc.gov.uk/etl**

Refrigerants	GWP	TCO_2eq (Tonnes CO_2 equivalent)
R134a	1430	$\frac{\text{GWP x total system refrigerant charge (Kgs)}}{1000}$
R404A	3922	
R407A	2107	
R407F	1825	

J & E Hall commercial condensing units' functioning relies on fluorinated greenhouse gases. This table illustrates refrigerants used, GWP values and Tonnes CO^2 equivalent calculation.

Commercial Condensing Units

PRODUCT RANGE

Hansard Gate, West Meadows, Derby, DE21 6JN
T: 01332 253400
E: marketing@jehall.co.uk
@jehfridge
www.jehall.co.uk

J&E Hall International

All data printed is believed to be correct at the time of issue and is for guidance only. We accept no liability for any incorrect information supplied. For further technical specification please contact J & E Hall Limited.