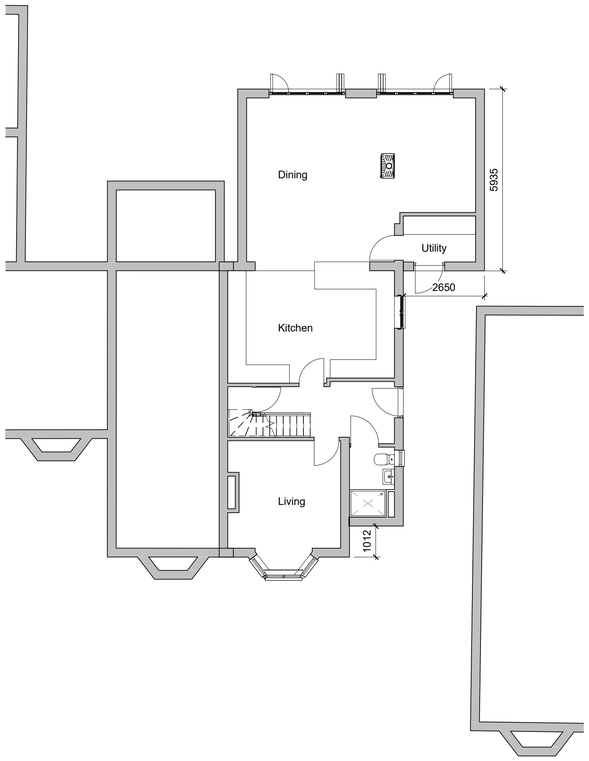

1 Proposed Ground Floor Plan
1 : 100

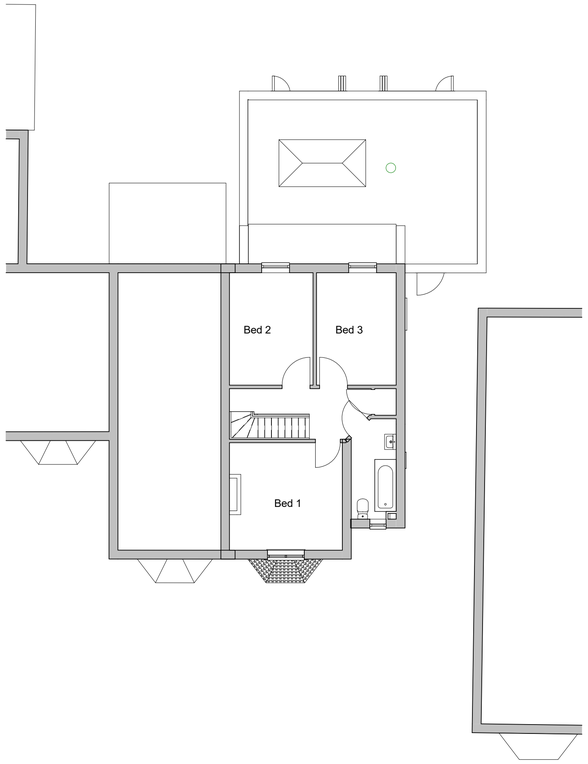

2 Proposed First Floor Plan
1 : 100

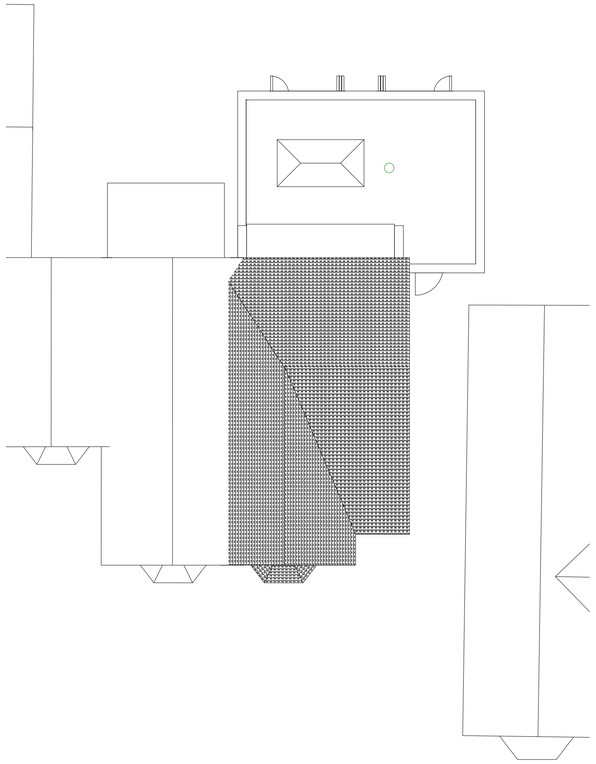

4 Proposed Roof Plan
1 : 100

GENERAL NOTES

This drawing shall not be scaled. All dimensions are in mm unless otherwise stated.

All dimensions to be checked and verified on site by the Main Contractor, Sub-Contractors and Suppliers prior to commencing any of the works or producing shop drawings. Any errors and omissions to be reported to the Project Manager immediately.

All works shall be constructed to comply with the current British and European Standard Codes of Practice, Building Regulations, Local and Statutory Authority requirements/ byte-laws and in accordance with good building practice.

All materials shall comply with the relevant British Standard Specifications where applicable, shall be fit for their intended use and shall be compatible with the other materials with which they are intended to function. Proprietary materials shall be used strictly in accordance with the manufacturer's specifications.

This drawing is to be read in conjunction with all other project drawings, construction notes and/ or project specifications.

This drawing is to be read in conjunction with the Structural and Mechanical & Electrical Engineers drawings. Any discrepancies between the information to be reported to the Project Manager immediately.

SAFETY, HEALTH & ENVIRONMENTAL INFORMATION

In addition to the hazards/ risks normally associated with the type of work detailed on this drawing, please note the following:

It is assumed that all works will be carried out by a competent contractor working, where appropriate, to an approved method statement.

0 1 2 3 4 5 6 7 8m

5 Proposed Front View
1 : 100

6 Proposed Rear View
1 : 100

7 Proposed Side View
1 : 100

REVISIONS	DATE	DRN	CKD	REV
Re-design				B
Room names added				A

CLIENT
Mr & Mrs Dognini

PROJECT
182 Stakes Hill Road, PO7 7BS

TITLE
Proposed Plans

STATUS

Drawn	Checked	Scale	Date
Author	Checker	1 : 100 @ A1	11/18/16

Drawing No.	Revision
182. A103	B