PERMIT

HAVANT BOROUGH COUNCIL
21 JUL 2010
RECEIVED

ARCHITECTS
CHARTERED ARCHITECTS TOWN PLANNING CONSULTANTS
18A MARKET PLACE, ROMSEY, HAMPSHIRE. SO51 8NA.
TELEPHONE 01794 518706 FAX 01794 511034
EMAIL: ASHPLAN@AOL.COM
WEBSITE: WWW.GrahamAshArchitects.com

Any discrepancies are to be reported before work commences. The scheme is subject to town planning and all other necessary consents.

DESIGNED BY	DATE	DRWN / DTALD BY:
GA	12 / 7 / 10	JT
SCALE	PLOTTED	REV.
As Shown	12 / 7 / 10	

CLIENT: K Boothroyd

PROJECT: Newtown House Hotel
Manor Road
Hayling Island

PURPOSE OF ISSUE: ☑ information ☐ approval ☐ tender ☐ construction

DWG. NO. 05:043:63

TITLE: PROPOSED CHIMNEY DETAILS

Chimney Is To Be Rebuilt To Exact Height As Existing Chimney

Stainless Steel Closer Plate

DUCTWORK TERMINATION: To Ventilation Specialists Spec.

CHIMNEY DETAILING: As Per Existing Chimney, See Photographs

RECONSTRUCTED CHIMNEY: Chimney Rebuilt Using Single Skin English Bond Bricks To Match Existing Brickwork

675

DUCTWORK: Galvanised Extract Ventilation Ductwork, Encased Within Reconstructed Brickwork Chimney. Ductwork is To Ventilation Specialist Specification (Ductwork is Assumed as 300mm x 450mm On This Drawing)

ROOF CONSTRUCTION: As Existing

LEAD GUTTER: Code 4 Lead Gutter At Chimney Abutment Dress Min 150mm Over 20mm Ply Support Board Fixed To Rafters.

ROOF CONSTRUCTION: As Existing

AIR HANDLING UNIT: To Be Supportred On 2 No. New Steel Beams Spanning Across Servery. Air Handling Unit Is To Ventilation Specialist Specification.

AHU CONNECTION TO BEAMS: Anti-Vibration Feet To reduce Noise To Room

DUCTWORK: Galvanised Extract Ventilation Ductwork To Ventilation Specialist Specification (Ductwork is Assumed as 300mm x 450mm On This Drawing)

STEEL BEAMS: To Take Load From AHU & Rebuilt Chimney Structural Engineer To Specify. (Beam is Assumed as 200mm Depth On This Drawing)

PADSTONE: To Structural Engineers Detail

300

200

STEEL BEAM: To Take Load From Beam Supporting AHU & Rebuilt Chimney Structural Engineer To Specify. (Beam is Assumed as 200mm Depth On This Drawing)

CEILING JOISTS: 150 x 50mm TSW c16 Joists

CEILING FINISH: 2 x Staggered Layers Of 12.5mm Moisture Resistant Plasterboard With 3mm Skim Finish

EXTERNAL WALL: To Remain As Existing

BLOCKWORK PIER: New Blockwork Pier Constructed To Take Load From New Steel Beam. Pier Dimensions, Block Strength Etc Is To Structural Engineers Spec

2100

2000

PIER FINISH: Pier Finished In 13mm Wet Plaster.

Servery

PIER FINISH: Pier Finished In 13mm Wet Plaster.

BLOCKWORK PIER: New Blockwork Pier Constructed To Take Load From New Steel Beam. Pier Dimensions, Block Strength Etc Is To Structural Engineers Spec

PIER FOUNDATION: To Structural Engineers Detaill

EXISTING FOUNDATION: To Remain As Existing

LEAD UPSTAND: Code 4 Lead Flashing Dressed Over Gutter. Min 75mm Upstand.

WALL PLATE: 150 x 50mm TSW c16 Wallplate Bolted To Brickwork

LINTEL: Concrete Lintel Over Opening For Ductwork To Structural Engineers Specification.

FIRESTOPPING: Ensure 30mins Fire Protection Where Ductwork Penetrates Into Chimney

WALLPLATE: Existing Wallplate To Remain

PADSTONE: To Structural Engineers Detail

STEEL BEAM: Spanning Between BeamsTo Take Load From Chimney Structural Engineer To Specify. (Beam is Assumed as 200mm Depth On This Drawing)

INTERNAL WALL: To Remain As Existing

PROPOSED SECTION A-A @ 1:20

STEEL BEAM: New Steel Beam For Support Of Cavity Wall At First Floor Level Structural Engineer To Specify.

STEEL BEAMS: To Take Load From AHU & Rebuilt Chimney Structural Engineer To Specify. (Beam is Assumed as 200mm Depth On This Drawing)

BLOCKWORK PIER: New Blockwork Pier Constructed To Take Load From New Steel Beam. Pier Dimensions, Block Strength Etc Is To Structural Engineers Spec

A

STEEL BEAM: To Take Load From Beam Supporting AHU & Rebuilt Chimney Structural Engineer To Specify. (Beam is Assumed as 200mm Depth On This Drawing)

Servery

STEEL BEAM: Spanning Over New Opening Structural Engineer To Specify.

AIR HANDLING UNIT: To Be Supportred On 2 No. New Steel Beams Spanning Across Servery. Air Handling Unit Is To Ventilation Specialist Specification.

STEEL BEAM: Spanning Between Beams To Take Load From Chimney Structural Engineer To Specify. (Beam is Assumed as 200mm Depth On This Drawing)

A

BLOCKWORK PIER: New Blockwork Pier Constructed To Take Load From New Steel Beam. Pier Dimensions, Block Strength Etc Is To Structural Engineers Spec

DUCTWORK: Linking Extraction Hood To AHU, Ventilation Specialist To Specify.

EXTRACTION HOOD: Ventilation Specialist To Specify.

PROPOSED PLAN @ 1:50



Existing Chimney, New Chimney Is To Be Constructed To Match



Existing Chimney, New Chimney Is To Be Constructed To Match

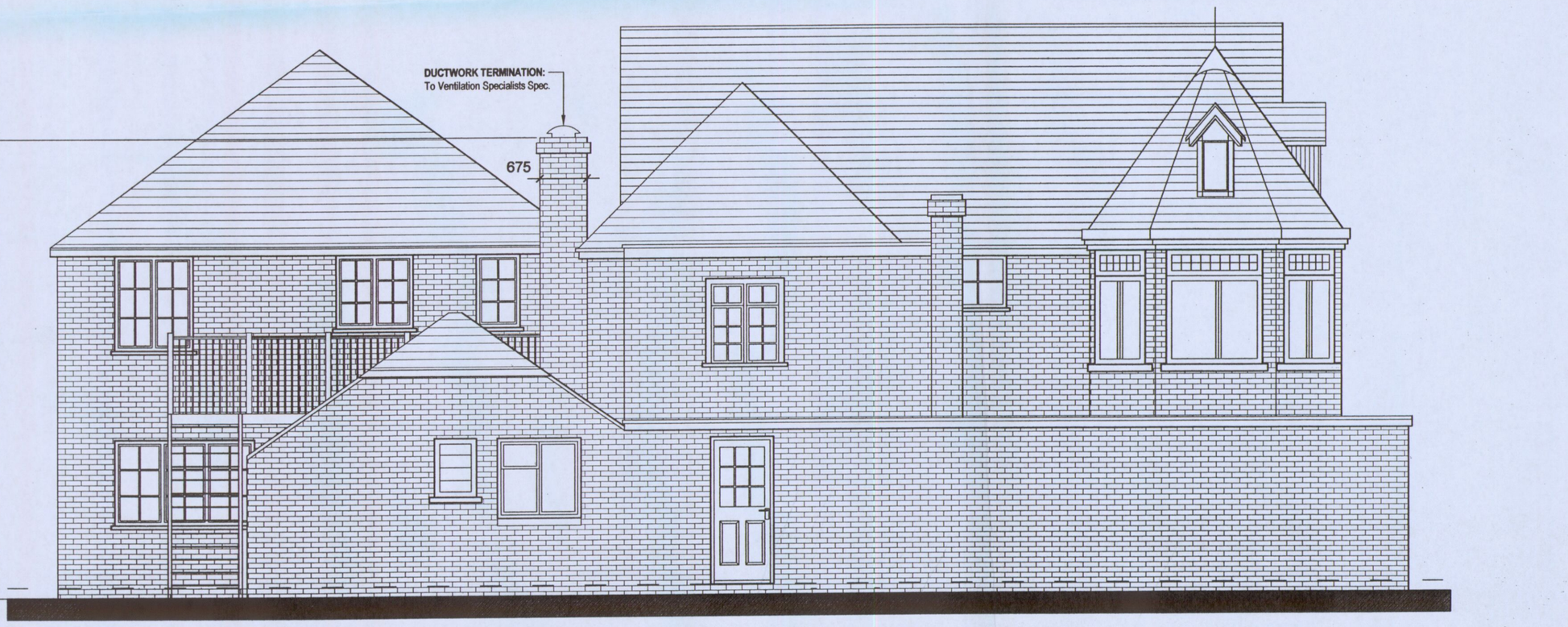

PROPOSED REAR ELEVATION @ 1:50

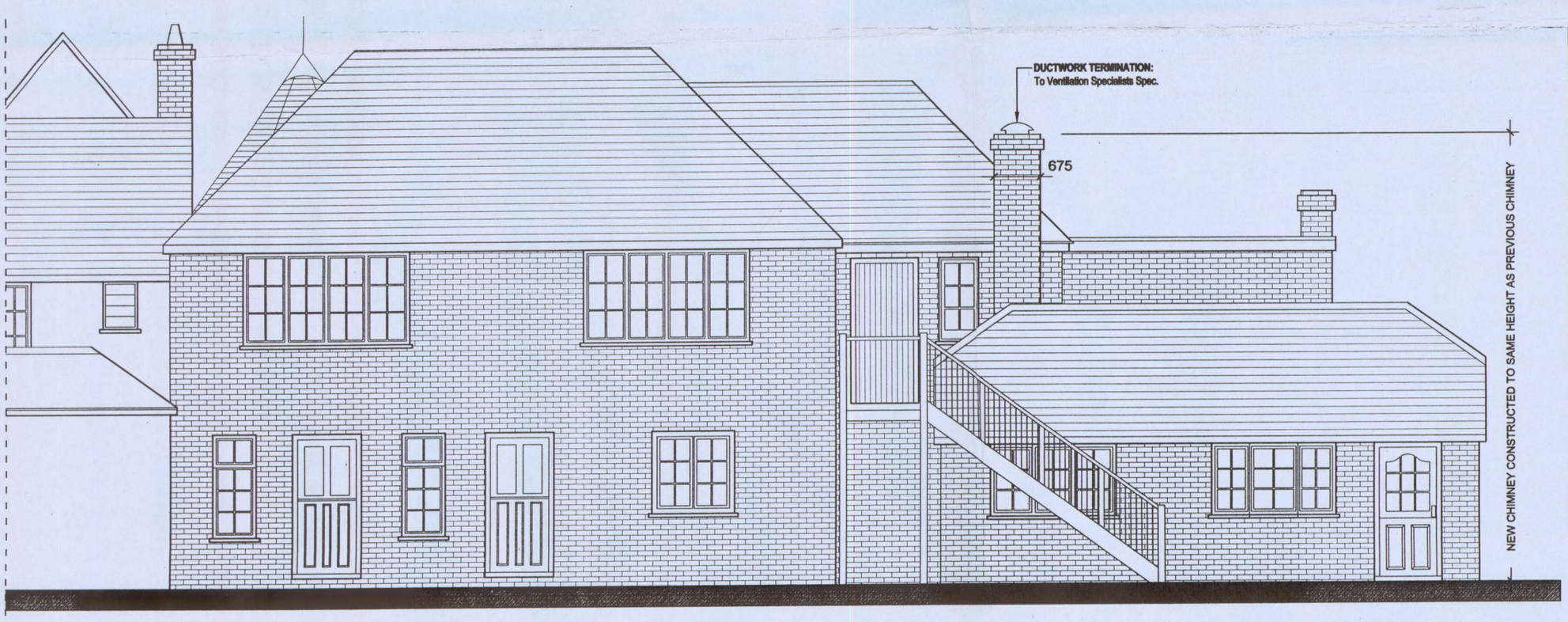

PROPOSED SIDE ELEVATION @ 1:50



Existing Chimney, New Chimney Is To Be Constructed To Match