PLANNING

GENERAL NOTES:

ALL WORK WHETHER SPECIFIED OR IMPLIED TO BE CARRIED OUT IN ACCORDANCE WITH BUILDING REGULATIONS, BRITISH STANDARDS, CODES OF PRACTICE AND ACCEPTED BUILDING PRACTICE.

THIS DRAWING MAY BE SCALED FOR LOCAL AUTHORITY PURPOSES ONLY. FOR WORKING DRAWINGS USE SPECIFIED DIMENSIONS WHERE GIVEN – MEASURE AND CHECK ON SITE PRIOR TO ORDERING OF MATERIALS AND COMMENCEMENT OF WORKS.

THIS LAYOUT AND DESIGN IS COPYRIGHT AND CANNOT BE COPIED OR REPRODUCED WITHOUT PRIOR CONSENT, IN WRITING, FROM THE DESIGNER.

DRAWING TO BE READ IN CONJUNCTION WITH ADDITIONAL DRAWINGS AND ANY STRUCTURAL ENGINEERS INSTRUCTIONS AND DETAILING.

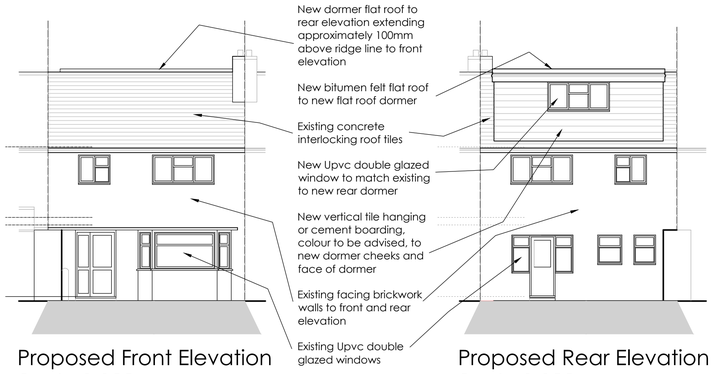

Proposed Front Elevation
Scale 1:100

Proposed Rear Elevation
Scale 1:100

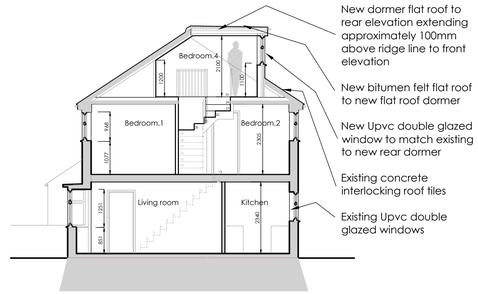

Proposed Section C-C
Scale 1:100

0 5 10m
Scale Bar

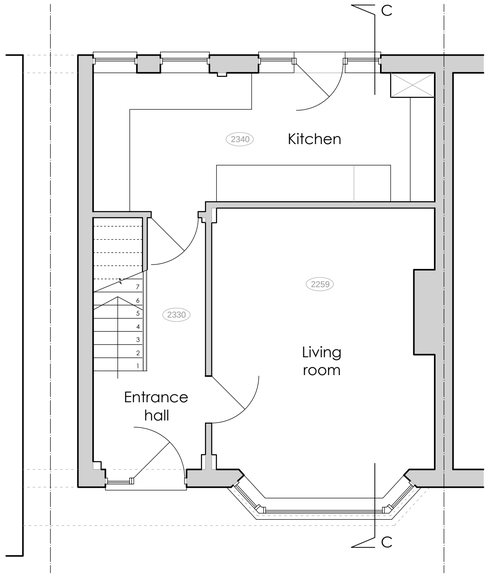

New Geberit Aquaclean Mera Care, automatic wash/dry toilet with seat at height of approx. 430-480 mm from finished floor level with new spray douche and toilet paper dispenser

New ideal standard concept 1500x850cm square shower bath

New Ideal Standard Sandringham 21 450mm wide hand rinse basin with 1 tap hole, pedestal, mixer tap and waste

Alter existing WC door opening and fit new 726mm door leading into modified bathroom

Demolish existing wall between WC and bathroom and cart away all arisings to allow for new larger bathroom

New non slip flooring to new bathroom to extend below existing skirting

New radiator position either behind door or to side of door as shown

Provide new though the wall extract fan if not already fitted within bathroom and new warm air heater, exact position to be agreed with OT

Remove existing bathroom door and block up opening

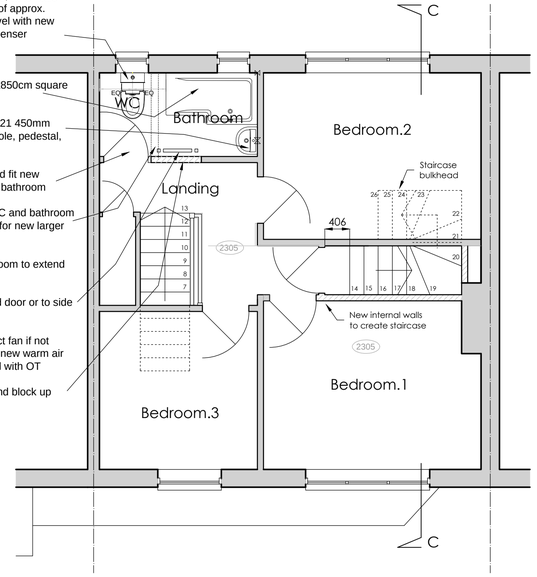

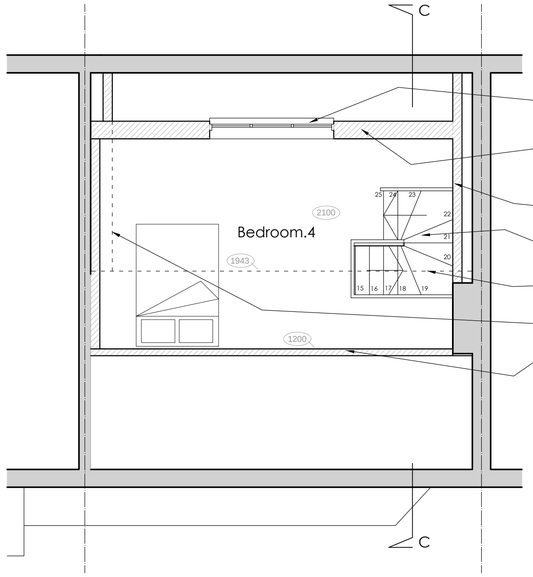

New Upvc double glazed window to match existing

New lightweight wall structure with either vertical tile hanging or cement boarding, colour and type to be advised

Dormer checks with either vertical tile hanging or cement boarding, colour and type to be advised

New timber staircase providing access into new attic bedroom

Existing ridge line

Inner face of new dormer cheek

New internal wall built up to underside of existing pitched roof structure to front of building

Existing Ground Floor Plan
Scale 1:50

Proposed First Floor Plan
Scale 1:50

Proposed Second Floor Plan
Scale 1:50

0 5 10m
Scale Bar

Rev	INITS	Date	COMMENT BOX
C	HJN	19-12-22	Drawing updated for planning application submission and surname changed
B	HJN	05–12–22	Dormer increased to rear elevation
A	HJN	30–11–22	Staircase leading to attic bedroom altered and new bathroom layout added to first floor

ghd partnership Ltd
chartered surveyors & architectural consultants
4 Bursledon Heights
Bursledon
Hampshire
SO31 8DB
Tel: 023 8064 4666
www.ghdpartnership.co.uk

Client Name
Master Blake Redding
364 Purbrook Way, Havent PO9 3SQ

Project Title
New bedroom in roof space

Drawing Title
New loft conversion and modifications to bathroom

Date: July 22	Scale: 1:50 & 1:100 @ A1	
Drawn by: RK	Project No: -	
Checked by: HJN	Drawing No: D01	Rev: C

DRAWING IS COPYRIGHT OF ghd partnership (Eastleigh)Ltd
ghd partnership Ltd is the trading name of ghd partnership (Eastleigh) Ltd

DO NOT SCALE FROM THIS DRAWING