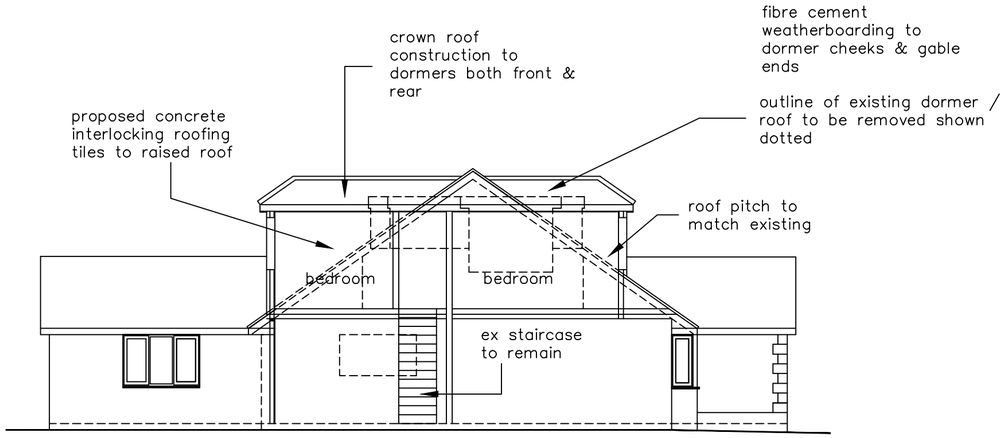

PROPOSED SECTION
SCALE 1:100

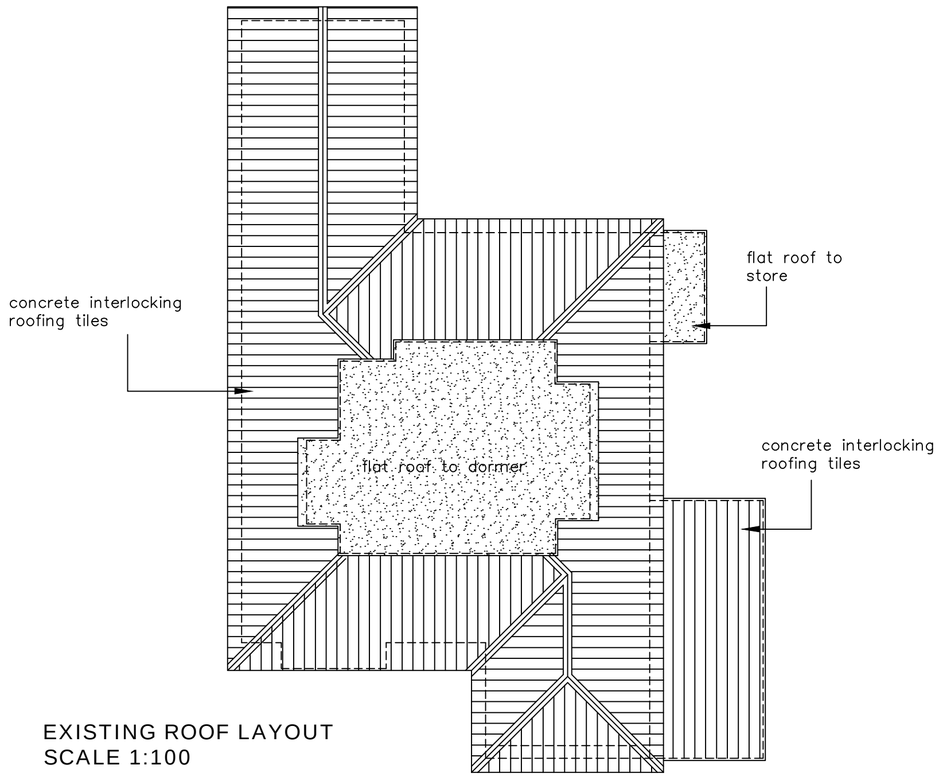

EXISTING ROOF LAYOUT
SCALE 1:100

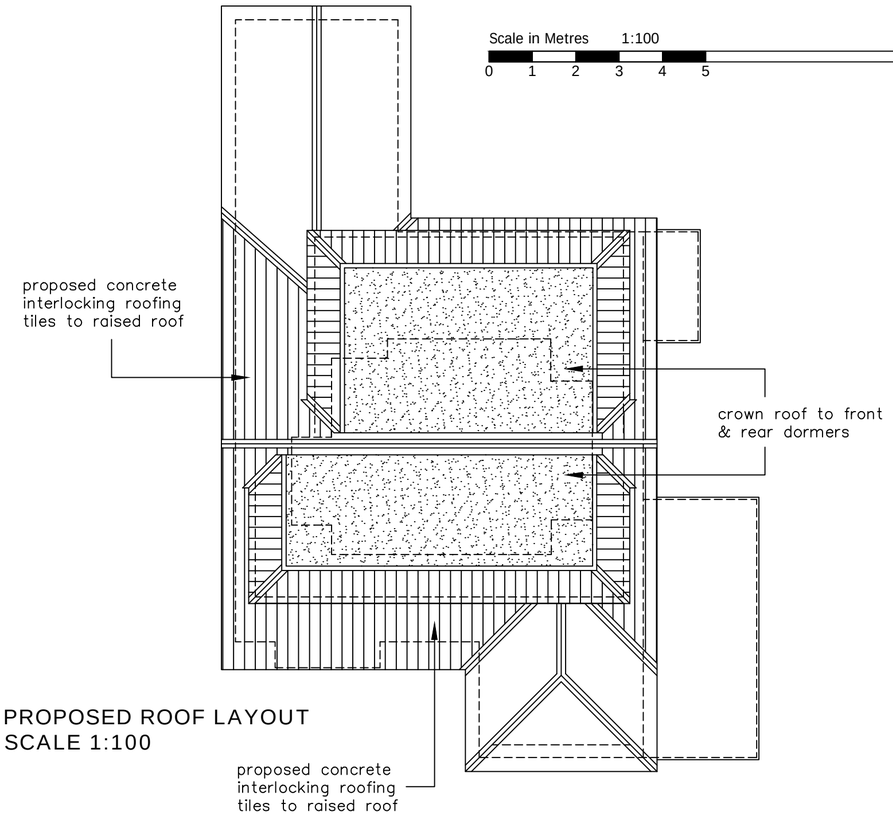

PROPOSED ROOF LAYOUT
SCALE 1:100

KEY:

- Blockwork
- External brickwork
- Timber/metal framed stud walling
- (X) Mains Powered Extract Fan
- (SD) Mains Powered interconnecting smoke detectors
- SVP Soil & vent pipe
- SS Stub stack
- RWP Rain water pipe
- Spot levels

NOTES:
The design and construction of this project shall be in accordance with the current Building Regulations & NHBC Standards. These notes & drawings have been prepared solely for the purpose of Planning & Building Regulation approval.

Do not scale from this drawing unless for Planning purposes. All dimensions to be checked on-site and any alterations to be approved by the Architect and/or client prior to any work commencing.

Ordnance Survey Licence No: 100047591

This drawing to be copyright and to be read in conjunction with all other drawings

Ammendments:
Rev A: Amendments to notes – 02/11/22

Key:

Client Name & Address:
Mr K Hayter
Miss J Symon
61 Hazleton Way
Waterlooville
PO8 9BP

Project Address:
61 Hazleton Way
Waterlooville
PO8 9BP

Drawing Details:
PLANNING DRAWING

Proposed Section
Existing / Proposed Roof Layouts

Project No:	Drawing No:	Rev No:
981	3	A
Scale: 1:100 @ A2	Drawn: BWH	Date: 17/10/22

B H
ARCHITECTURE Ltd
Heath Cottage
Newlands Lane
Purbrook
Waterlooville
Hants
PO7 5SQ
Tel: 023 9223 2322
Mob: 07747 771808
E-mail:bernard@bernardharding.com