PROPOSED ELEVATION
SCALE 1 : 100

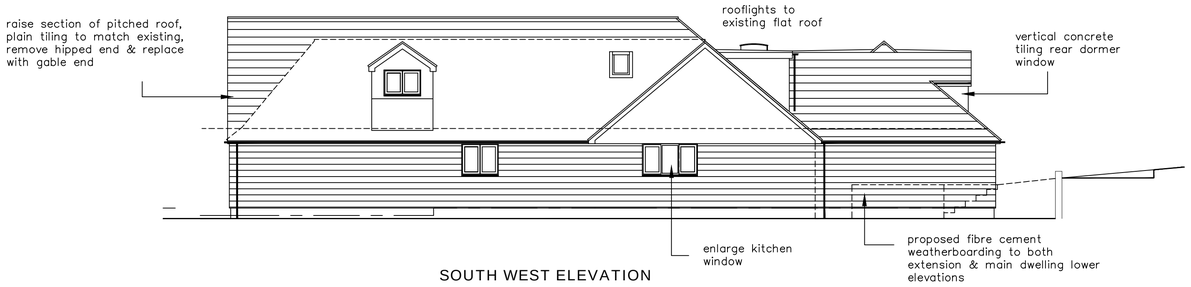

SOUTH WEST ELEVATION

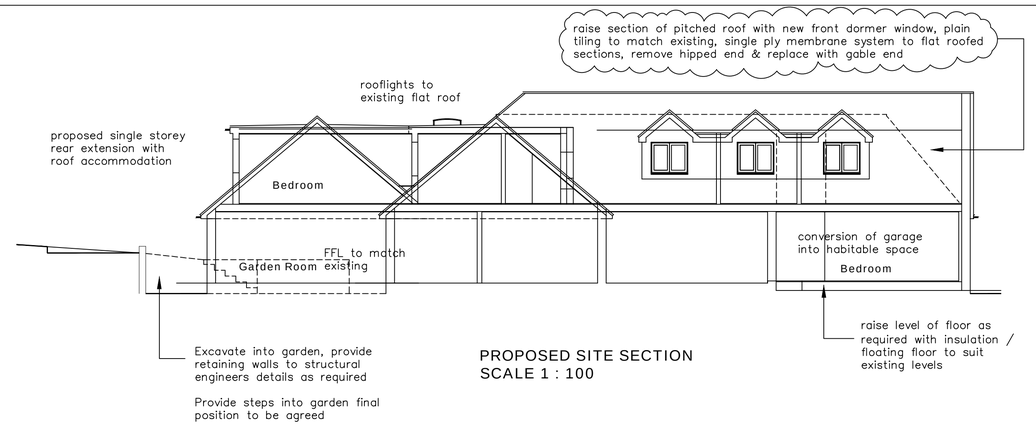

PROPOSED SITE SECTION
SCALE 1 : 100

PROPOSED LAYOUT
SCALE 1 : 50

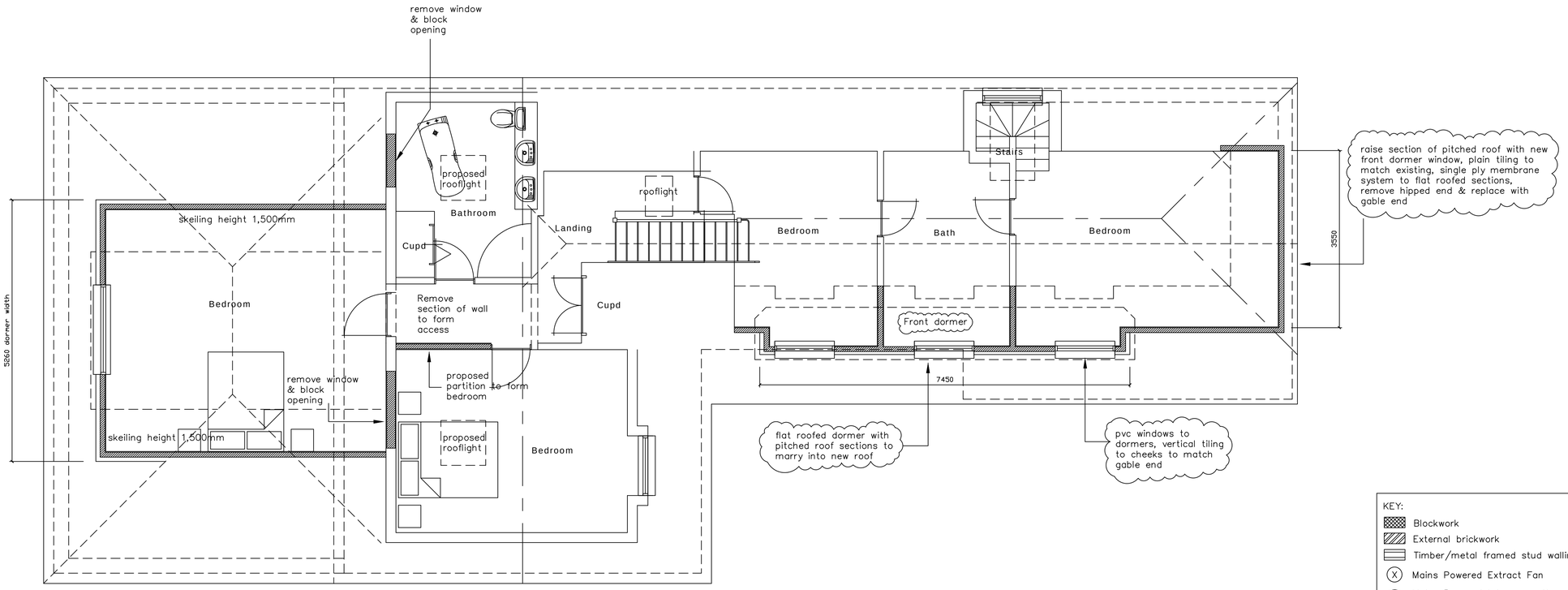

KEY:
- Blockwork
- External brickwork
- Timber/metal framed stud walling
- (X) Mains Powered Extract Fan
- (SD) Mains Powered interconnecting smoke detectors
- SVP Soil & vent pipe
- SS Stub stack
- RWP Rain water pipe
- Spot levels

FIRST FLOOR

NOTES:
The design and construction of this project shall be in accordance with the current Building Regulations & NHBC Standards. These notes & drawings have been prepared solely for the purpose of Planning & Building Regulation approval.

Do not scale from this drawing unless for Planning purposes. All dimensions to be checked on-site and any alterations to be approved by the Architect and/or client prior to any work commencing.

Ordnance Survey Licence No: 100047591

This drawing to be copyright and to be read in conjunction with all other drawings

AMENDMENTS:
Rev A : Weatherboarding added in lieu of rendering to lower elevations. Main dwelling elevations amended to include weatherboarding to entire lower elevations, kitchen window enlarged – 19/05/21
Rev B : Proposed front dormer, site section amended – 13/01/22
Rev C : Amendments to notes in revision bubbles – 03/02/22

KEY:
Scale in Metres 1:50 — 0 1 2 3 4 5
Scale in Metres 1:100 — 0 1 2 3 4 5 10

CLIENT NAME & ADDRESS
Mr & Mrs S Brewer
Rosebud Cottage
Stakes Hill Road
Waterlooville
PO7 5UB

PROJECT ADDRESS
Rosebud Cottage
Stakes Hill Road
Waterlooville
PO7 5UB

DRAWING DETAILS
PLANNING DRAWING
Proposed First Floor Layout, Elevation & Site Section

PROJECT No	DWG No	REV No
947	3	C
SCALE 1:50 1:100 @ A1	DRAWN BWH	DATE 22/10/20

B H ARCHITECTURE Ltd
Heath Cottage
Newlands Lane
Purbrook
Waterlooville
Hants
PO7 5SQ
Tel: 023 9223 2322
Mob: 07747 771808
E-mail:bernard@bernardharding.com