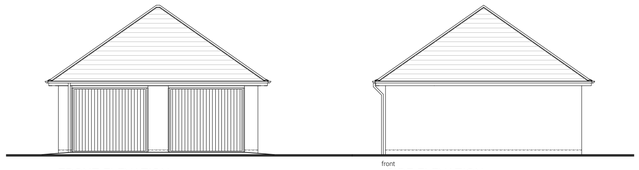

FRONT ELEVATION
Note : wall area left clear to elevations are in facing brickwork

SIDE ELEVATION

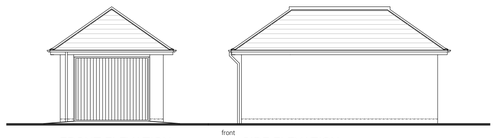

FRONT ELEVATION
Note : wall area left clear to elevations are in facing brickwork

SIDE ELEVATION

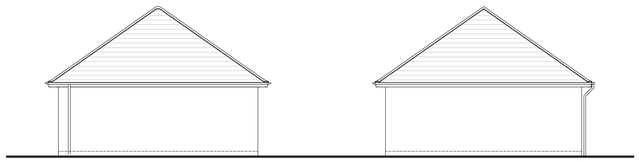

REAR ELEVATION

SIDE ELEVATION

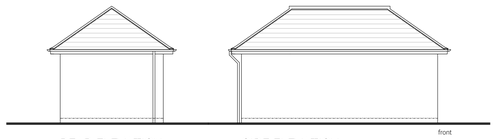

REAR ELEVATION

SIDE ELEVATION

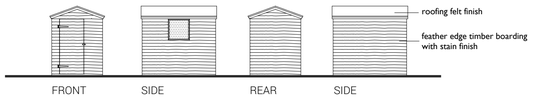

FRONT SIDE REAR SIDE

Shed to be min. 1.80m x 2.40m
Notes: Window to be positioned on suitable side to suit shed position
Where required, secure bike lock hoop to be incorporated

GROUND PLAN ROOF PLAN

GARDEN SHED / STORE (for units without a garage)

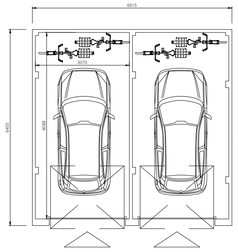

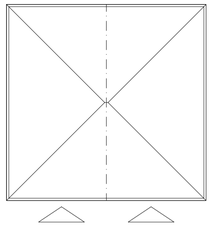

Plot 10 Plot 11
GROUND FLOOR PLAN
DOUBLE GARAGE (SHARED)

ROOF PLAN

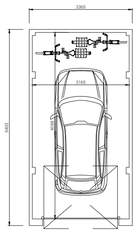

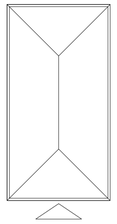

Plots 1, 9 & 19
GROUND FLOOR PLAN
SINGLE GARAGE

ROOF PLAN

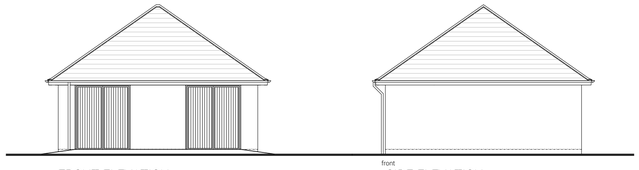

FRONT ELEVATION
Note : wall area left clear to elevations are in facing brickwork

SIDE ELEVATION

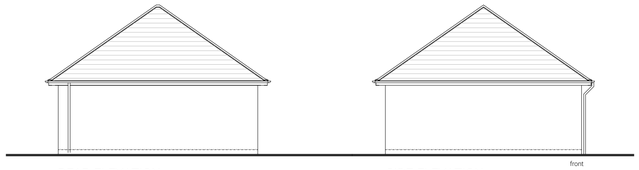

REAR ELEVATION

SIDE ELEVATION

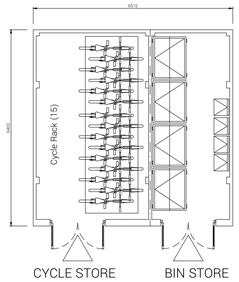

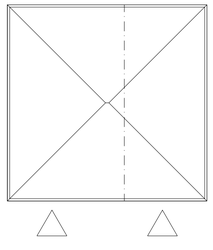

CYCLE STORE BIN STORE
GROUND FLOOR PLAN
BIN AND CYCLE STORE

ROOF PLAN

GARAGE DETAILS, BIN & CYCLE STORE
DETAILS AND GARDEN SHED
FLOOR PLANS & ELEVATIONS

0 2 4 6 8 10m

Scale 1:100 at A1

Fathom's Reach
Hayling Island

Taylor Wimpey Southern Counties

+(44) 1962 589 030
designs@sdadesigngroup.com
Ground Floor Studio, Unit 2,
East Horton Business Park,
Knowle Lane, Fair Oak,
Hampshire, SO50 7HN

SDA DESIGN GROUP

DRAWING TITLE	SCALE	SHEET SIZE	DRAWN	CHKD	DATE
Garages, Bin & Cycle Store and Garden Shed Details	1:100	A1	ML		25/11/2021

DETAIL PLANNING

19-1105-050-1ST

0 1 2 3 4 5 6 7 8 9
1:100 @

THIS DRAWING IS THE COPYRIGHT OF SDA DESIGN GROUP AND MAY NOT BE COPIED, ALTERED OR REPRODUCED IN ANY FORM, OR PASSED TO A THIRD PARTY WITHOUT THE WRITTEN CONSENT. DIMENSIONS SHOULD BE CHECKED AND VERIFIED ON SITE AND ANY DISCREPANCIES SHOULD BE REPORTED TO THE ARCHITECT. DO NOT SCALE FROM THIS DRAWING, EXCEPT FOR PLANNING PURPOSES. USE FIGURED DIMENSIONS ONLY. IF IN DOUBT ASK FOR CONFIRMATION.

WWW.SDADESIGNGROUP.COM