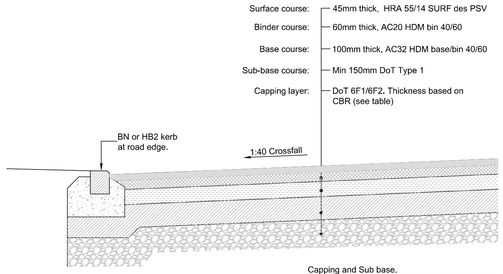

Sub base only

CBR (%)	Sub base thickness
<2.5	N/A
2.5	350
3.0	325
4.0	275
5.0	225
8.0	175
10.0	165
15.0	150

Capping and Sub base.

CBR (%)	Sub base thickness (mm)
	150mm thick Type 1 sub base in addition to capping noted below
<2	600
2.0	450
2.5	400
3.0	350
4.0	300
5.0	250
8.0	210
10.0	185
15.0	150

Site investigation report suggests CBR of 3%.
Minimum overall thickness of road construction to be 450mm regardless of CBR value.
Any soft spots found are to be excavated and backfilled with sub-base material.
Formation to be proof rolled to satisfaction of Highway Inspector.

CARRIAGEWAY CONSTRUCTION

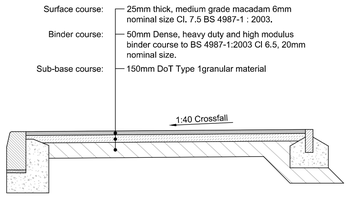

DBM FOOTWAY CONSTRUCTION

(Scale 1:20)

Notes

1. This drawing is to be read in conjunction with all other RCA drawings, and with all relevant Architect's and Engineer's drawings and specifications.
2. No dimensions are to be scaled from this drawing. Unless noted otherwise all dimensions are in millimeters and all levels are in metres from the site datum.
3. All dimensions to be checked on site. All details and dimensions relating to sub-contractors work must be checked and agreed between the sub-contractor or supplier and the general contractor.
4. The electronic information from this drawing can not be guaranteed as dimensionally drawn exact, figured dimensions must be used for setting out and detailing. RCA logos and company information must be removed from copies if information is re-used.
5. The Contractor is responsible for the design of all temporary works, and is also responsible for the safe maintenance and stability of existing buildings at all times.
6. The Contractor is responsible for dealing with all occurrences of ground water during the construction period.
7. Any information given regarding existing underground services is given in good faith after consultation with the relevant authority, however accuracy is not certain. The Contractor is responsible for checking all information on site prior to work commencing and taking due care and attention whilst undertaking the works.
8. The contractor must comply with all current legislation relating to health & safety.
9. Where reference is made to specific manufacturers products, those products must be installed in strict accordance with the manufacturers instructions and recommendations, having particular regard to ground conditions and loading.

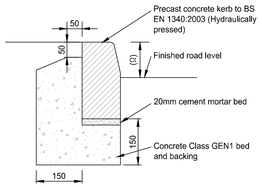

HB2 KERB DETAIL

(1:10)

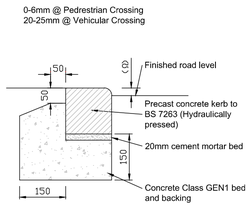

BN KERB DETAIL

(1:10)

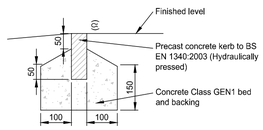

EF EDGING DETAIL

(1:10)

Rev.	Description	App.	Chk.	Dm.	Date
-	Original			RTFC	26.5.15

Client

Hargreaves Properties Ltd

Project

Brambles Farm
Waterlooville

Drawing Title

Spine Road
Construction Details

Robert Clark Associates Ltd
Chartered Civil Engineers
Willow Cottage, Herne Lane, Rustington
West Sussex BN16 3EE
Tel: 01903 778945 E: rca-ltd@talktalk.net

© This drawing is the copyright of Robert Clark Associates Limited
It may not be copied or reproduced without their written authority

Scale 1:20 | At original A1

Drawing Number 1605/H5.1 | Revision Draft 1