KEY

- RETAINING WALL WITH RAILINGS TO ENGINEERS DESIGN
- SW — 1.8m HIGH SCREEN WALL TO MATCH ADJACENT PROPERTY.
- DW — 0.75m HIGH SCREEN WALL WITH BRICK PIERS
- 1.2m ESTATE RAILINGS PAINTED BLACK WITH BRICK PIERS
- 1.1m HIGH RAILINGS TO TERRACE
- 1.8m HIGH CLOSE BOARD FENCE.
- 1.8m HIGH LARCH LAP FENCE.
- 1.2m ESTATE RAILINGS PAINTED BLACK.
- 1.2m HIGH CLOSE BOARD FENCE WITH 0.6m TRELLIS
- 1.2m HIGH CLOSE BOARD FENCE WITH 0.8m WIDE NATIVE HEDGE.
- 1.2m ESTATE RAILINGS PAINTED BLACK WITH 0.8m WIDE NATIVE HEDGE.
- 0.9m WIDE GATE TO MATCH FENCE STYLE & OPEN INTO GARDEN.
- PATH & LEVEL THRESHOLD IN CONCRETE SLABS.
- PAVED RAISED TERRACE
- STONE MASTER BLOCK PAVING 300x200 200x200 200x100mm MIX OF UNITS
- STONE MASTER BLOCK PAVING 200x100x80mm OVER RUN AREA LAID ON RIGID BED
- 80mm BALMORAL ECOGRANITE (CHARCOAL GREY)
- INDICATIVE TURF TO FRONT GARDENS,REFER TO LANDSCAPE DRAWINGS FOR PLANTING LOCATION & SPECIFICATION.
- PATIO TO REAR GARDEN
- AS — PLOT HANDING AS WORKING DRAWING
- OPP — PLOT HANDING OPPOSITE WORKING DRAWING
- PARKING SPACE (UNCOVERED)
- PARKING SPACE (GARAGED)
- FRONT/REAR/SIDE/PERSONNEL DOOR
- BI-FOLD DOORS
- PATIO DOORS
- GARAGE DOOR
- EXISTING TREES TO REMAIN.
- G E — GAS / ELECTRIC METER BOX POSITIONS

Notes

-Front paving slabs.. 450mm x 450mm grey paving slabs (900 wide) laid butt jointed all in accordance with working drawing. provision of level access to front door, where there is not sufficent level access this is to be provided at rear entrance.

-Personnel rear access path. 450mm x 450mm grey paving slabs (900 wide) laid butt jointed from front of driveway to back door at rear/side of property.

-Patios. 450mm x 450mm grey paving slabs laid butt jointed to width of patio/ french casement doors, as detailed in the site specification.

-Landscaping. Front garden laid to turf with planting in accordance with general landscaping plan mowing margin left to perimiter of unit where abutting turf. Rear garden to be topsoil to nhbc minimum requierment, graded and levelled. Refer to Landscapers drawings for planting specification.

-Screen walls. 215mm thick facing bricks, as per external finishes schedule. All walls to be 1800mm high from ground level unless otherwise stated. constructed in accordance with latest working drawing.

-Screen fencing. 1800mm high close board fencing as detailed on external works drawing.

-Privacy screens. 1800mm larchlap fencing extended 1800mm beyond rear of dwelling, remainder to be 1200mm larchlap fencing as detailed on the External Works drawing.

-Site boundary. Fencing 1800mm closeboard fencing as detailed on external works drawing.

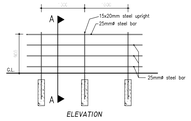

Estate railing detail 1:50

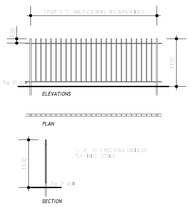

Railing on wall detail 1:50

ROOM ORIENTATION (to lowest floor)

DR	DINING ROOM
KT	KITCHEN
KD	KITCHEN/DINING ROOM
LR	LOUNGE
LD	LOUNGE/DINING ROOM
FR	FAMILY ROOM
ST	STUDY
BR	BREAKFAST ROOM
KB	KITCHEN BREAKFAST

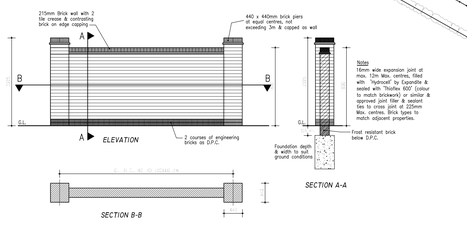

Notes

16mm wide expansion joint at max. 12m Wide. centres, filled with 'Hydrocell' by Expandite & sealed with 'Thioflex 600' (colour to match brickwork) or similar & approved joint filler & sealant. ties to cross joint at 225mm centres. Joint ties & joint ties to match adjacent properties.

Screen wall detail 1:50

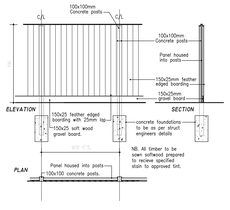

Close board fence detail 1:50

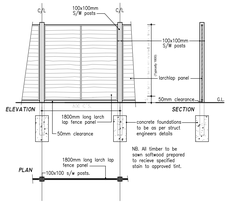

Larch lap fence detail 1:50

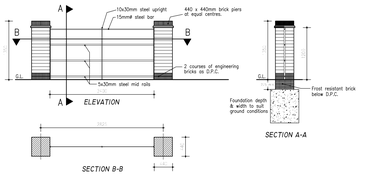

Estate railing detail 1:50

P1055/EXT2/03
Split Parts

P1055/EXT2/02

P1055/EXT2/01

REFER TO ENGINEERING DRAWINGS FOR HIGHWAY DESIGN, APPROVED HIGHWAY SURFACE TREATMENT & PERMEABLE SURFACES OF A33HS

MATERIALS TO BE CONFIRMED

REFER TO LANDSCAPE LAYOUT FOR PLANTING DESIGN

Rev.	Date	Description	Drawn	Checked

Client

Space to live — David Wilson Homes — BARRATT HOMES

aap architecture

Project
LANGSTON VIEW
BEDHAMPTON

Drawing Title
EXTERNALS LAYOUT

Scale	1:200 @ A0	Drawn	DGP	Checked	PAE
Date	JANUARY 2015	File	P1055EXT	Drawing Status	TENDER
Drg.No.	P1055/EXT2/02	Rev.	–		

AAP Architecture Ltd, Unit A, Monument Business Centre, Monument Way East, Woking, Surrey GU21 5LY. Tel: 01483 727345 Fax: 01483 727375
Web: www.aap-arc.co.uk E-mail: projects@aap-arc.co.uk

This drawing is the copyright of AAP Architecture Ltd.