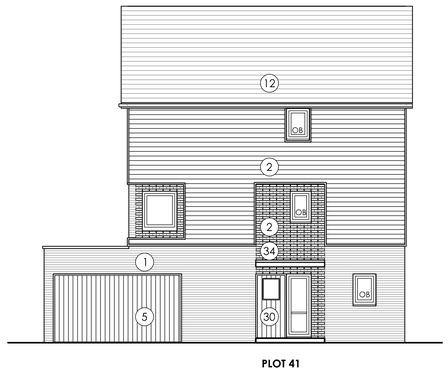


PLOT 39 PLOT 40 PLOT 41

FRONT ELEVATION (EAST)



PLOT 41

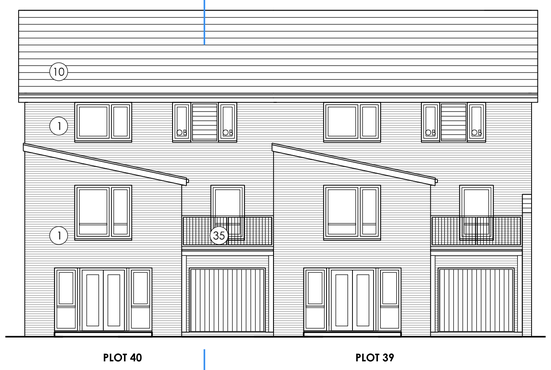
FRONT ELEVATION TO PLOT 41 (NORTH)



PLOT 41

REAR ELEVATION (WEST)

1



PLOT 40 PLOT 39

1

2



PLOT 41

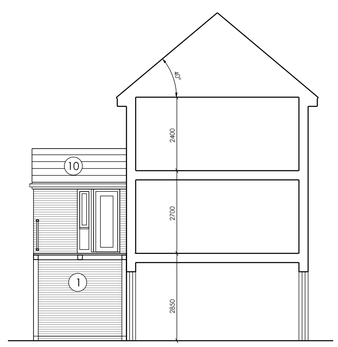
SIDE ELEVATION TO PLOT 41 (SOUTH)

2



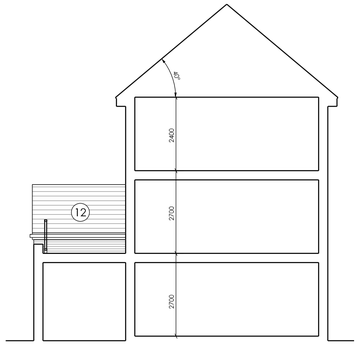
PLOT 39 PLOT 40

SIDE ELEVATION TO PLOT 39 (SOUTH) SIDE ELEVATION TO PLOT 40 (NORTH)



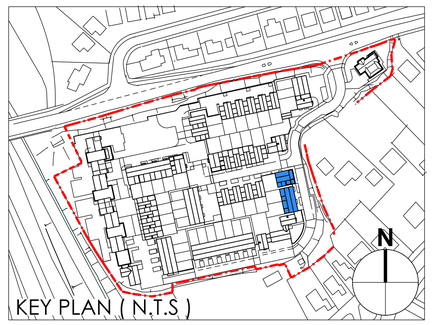
PLOT 40

SECTION 1-1



PLOT 41

SECTION 2-2



KEY PLAN (N.T.S)

MATERIALS KEY

WALLS
01 Red Multi stock face brickwork
02 Red Multi brick - projected brick, header details
03 Buff face brickwork
04 Buff brick - projected brick details, header details
05 Horizontal / vertical (as shown) timber type cladding - natural colour
06 white horizontal cladding.

ROOF/EAVES/VERGES/SOFFITS/RAINWATER GOODS
10 Blue/black slate with matching ridge + hip slates
11 Red/brown plain clay tiles
12 Orange/brown plain clay tiles
13 Grey pressed metal cappings/ trims to flat roof parapet walls etc
14 Black UPVC rainwater goods
15 Projected Black eaves, verge,soffit and bargeboards
16 Flush Black eaves, verge,soffit and bargeboards
17 metal chimnet flue

WINDOWS/DOOR AND GLAZING SYSTEMS
20 White UPVC framed window,doors & glazing systems
21 Velux roof lights

N.B OB = OBSCURE GLAZING

DOORS/PORCHES/GUARDINGS
30 Profiled timber type front/rear doors, to style shown
31 White framed glazed main entrance doors to apartments
32 Painted profiled/louvred doors and screens to cycles and bin stores etc
33 Profiled timber type steel garage doors to style shown
34 GRP grey canopies/ porches
35 Metal railing/guarding to balconies
36 Painted steel gates/railings/post

IMPORTANT NOTE FOR USE OF THIS DRAWING: THIS DRAWING HAS BEEN PRODUCED SPECIFICALLY FOR USE ON THIS PROJECT. POPE PRIESTLEY ARCHITECTS CANNOT BE HELD RESPONSIBLE FOR RE-USE OF THIS INFORMATION BY OTHERS FOR ANY PURPOSE OTHER THAN FOR WHICH IT IS SPECIFICALLY INTENDED. THIS DRAWING REFLECTS STANDARDS AGREED FOR THIS PROJECT AND CURRENT AT THE TIME OF PRODUCTION AND WILL NOT BE UPDATED IN ACCORDANCE WITH CHANGING LEGISLATION AND/ OR OTHER REQUIREMENTS.

SCALE BAR = 10mm IN PRINTED AT TRUE SCALE

REVISION P3 - MG - 04 JUL 2013 MINOR AMENDMENT TO PLOT 39 ELEVATION

REVISION P2 - PL - 13 JUN 2013 PLOTS 39 & 41 FIRST & SECOND FLOOR WINDOWS RESIZED, PROJECTING BRICK DETAILS ADDED TO PLOT 41 FIRST FLOOR TO SECOND FLOOR PLOT 41 FRONT ELEVATION, PROJECTING BRICK DETAILS ADDED TO PLOT 41 GABLE END, PLOT 41 REAR ELEVATION DOORS AND WINDOWS RELOCATED AWAY FROM CENTRE OF GABLE AND 2 NO. DORMERS OMITTED, PLOT 41 REAR ELEVATION DOORS AND WINDOWS RELOCATED AWAY FROM CENTRE OF GABLE AND 2 NO. DORMERS.

PLANNING ISSUE

POPE PRIESTLEY ARCHITECTS
ARCHITECTURE | TOWN PLANNING | URBAN DESIGN

FERRY HOUSE, CANUTE ROAD, SOUTHAMPTON, HAMPSHIRE, SO14 3FJ T: +44 (0)23 80335228 F: +44 (0)23 80632886 E:info@popepriestley.co.uk

CONTRACTORS MUST CHECK ALL DIMENSIONS ON SITE. ONLY FIGURED DIMENSIONS ARE TO BE WORKED FROM. DISCREPANCIES MUST BE REPORTED TO THE ARCHITECT BEFORE PROCEEDING. DRAWING WAS PREPARED IN MICROSTATION FORMAT. DRAWINGS EXPORTED IN OTHER FORMATS MAY DIFFER. REFER TO ORIGINAL DRAWING FOR TRUE FORMAT. THIS DRAWING IS COPYRIGHT ©

RESIDENTIAL DEVELOPMENT
PORTSDOWN HILL ROAD
HAVANT
PO9 3NA

BLOCK K HOUSES
PLOTS 39-41 ELEVATIONS

SCALE @ A1	DATE	AUTHOR	CHECK	DRAWING NO.	REVISION
1: 100	JAN2012	-	-	PP1169/ 129-10	P3