SUPERSEDED



WEST ELEVATION
(1:100)



SOUTH ELEVATION
(1:100)



EAST ELEVATION
(1:100)

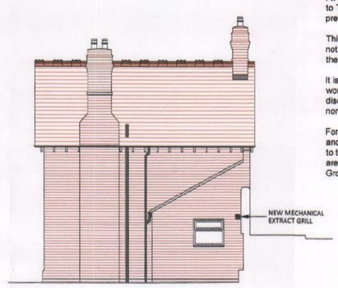

NORTH ELEVATION
(1:100)

METRES 0 1 2 3 4 5 6 7 8 9 10
SCALE BAR 1:100

NOTES:
All dimensions to be checked on site and any discrepancy notified to The Martin Ralph Group. Written dimensions are to be used in preference to scaled dimensions.

This drawing is the property of The Martin Ralph Group and must not be reproduced, in part or whole, or deviated from, without their permission.

It is essential that prior to commencement and during construction works, the contractor reviews the crawings and specification and discusses with the practice any inconsistencies, anomalies, non-industry standard features or other concerns.

For both pricing and construction purposes Structural, Mechanical and Electrical Engineers designs, calculations and sizes etc are to take preference over the layout drawings. Any discrepancies are to be brought to the immediate attention of The Martin Ralph Group.



BIN STORE
SOUTH ELEVATION
(1:50)



BIN STORE
WEST ELEVATION
(1:50)

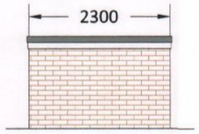

BIN STORE
NORTH ELEVATION
(1:50)

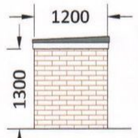

BIN STORE
EAST ELEVATION
(1:50)

METRES 0 1 2 3 4 5
SCALE BAR 1:50

NOTES

Studwork
New studwork to comprise 100 x 50mm softwood studs at 400mm centres, with 100 x 50mm head plates, base plates and noggings, with 10mm mineral wool within the void and lined with 12.5mm skimmed plasterboard both sides.

Wastes
New WC pan to be connected to existing 110mm floor socket. Plastic bottle trap and 32mm plastic waste to be run through wall and into external drain as existing. New sinks to be fitted with plastic bottle traps and connected to existing waste outlet in 40mm plastic waste pipe.

Extract Ventilation
New mechanical extract vent to be installed within the WC, to be 15 litres/second extract rate, ducted through the existing cavity wall in 100mm rigid plastic duct with plastic extract grill.

Bin Store
New bin store to comprise single leaf faced brickwork walls with timber framed, ledged and braced side hung double doors and frame with 2no. 600mm T hinges per leaf. Roof to comprise 100 x 50mm C16 joists at 400mm centres bearing on 100 x 50mm C16 plates bedded onto brickwork and held down with galvanised steel straps at maximum 2m centres and double 150x50mm timber over door opening. Roof deck to be 22mm marine grade ply on 0-50mm firrings, with bitumen felt covering, dressed over edges by 50mm.

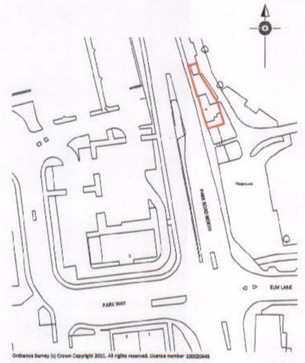

Ordnance Survey (c) Crown Copyright 2011. All rights reserved. Licence number: 100020449

LOCATION PLAN
(1:1250)

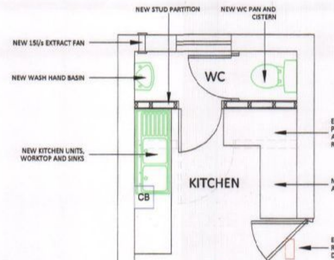

LEGEND
- SMOKE DETECTOR
- HEAT DETECTOR
- MANUAL CALL POINT
- EMERGENCY LIGHT
- FAP FIRE ALARM PANEL
- CB COMBI BOILER
- RADIATOR

GROUND FLOOR PLAN
(1:50)

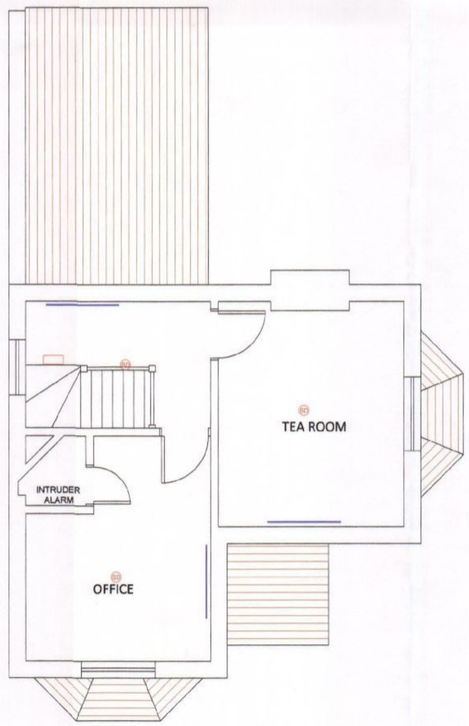

FIRST FLOOR PLAN
(1:50)

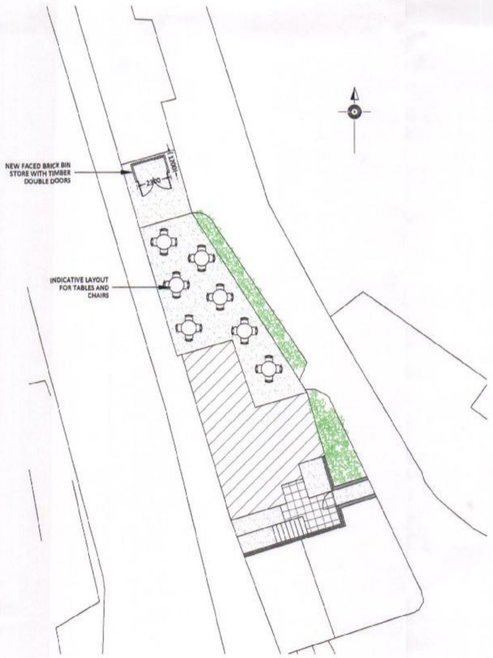

SITE PLAN
(1:200)

METRES 0 2 4 6 8 10 12 14 16 18 20
SCALE BAR 1:200

METRES 0 10 20 30 40 50 60 70 80 90 100
SCALE BAR 1:1250

AMENDMENTS		DATE
B1	EXTERNAL SEATING & EXTRACT GRILL ADDED	07.12.2011

CLIENT
MR. J. HADLEY
102 WENDOVER ROAD
HAVANT
HAMPSHIRE
PO9 1DW

PROJECT
CONVERSION OF HOUSE TO FORM CAFE
PARK LODGE
7 PARK ROAD NORTH
HAVANT
HAMPSHIRE
PO9 1HE

DRAWING TITLE
PROPOSED PLANS & ELEVATIONS

DATE
12.11.2011

SCALE
1:50; 1:100; 1:200; 1:1250 @ A1

DRAWING No.
11/262/JR/02

REVISION
B1

HAVANT BOROUGH COUNCIL
12 DEC 2011
RECEIVED

THE MARTIN RALPH GROUP
CHARTERED SURVEYORS
ARCHITECTS & ENGINEERS

11 Dragoon House
Hussar Court
Brambles Business Park
Portsmouth
Hampshire
PO7 7SF

www.martinralph.co.uk
info@martinralph.co.uk
T. 023 9225 7711
F. 023 9225 7712