PERMIT

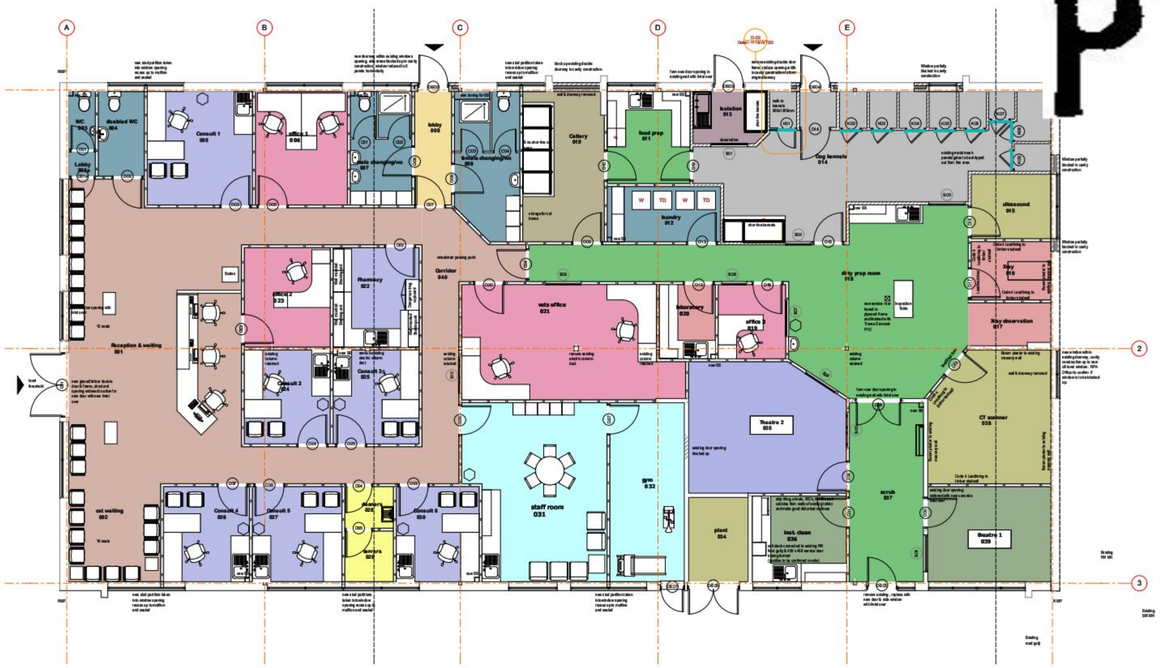

N

PROPOSED Floor Plan and Elevations

EXISTING Floor Plan and Elevations

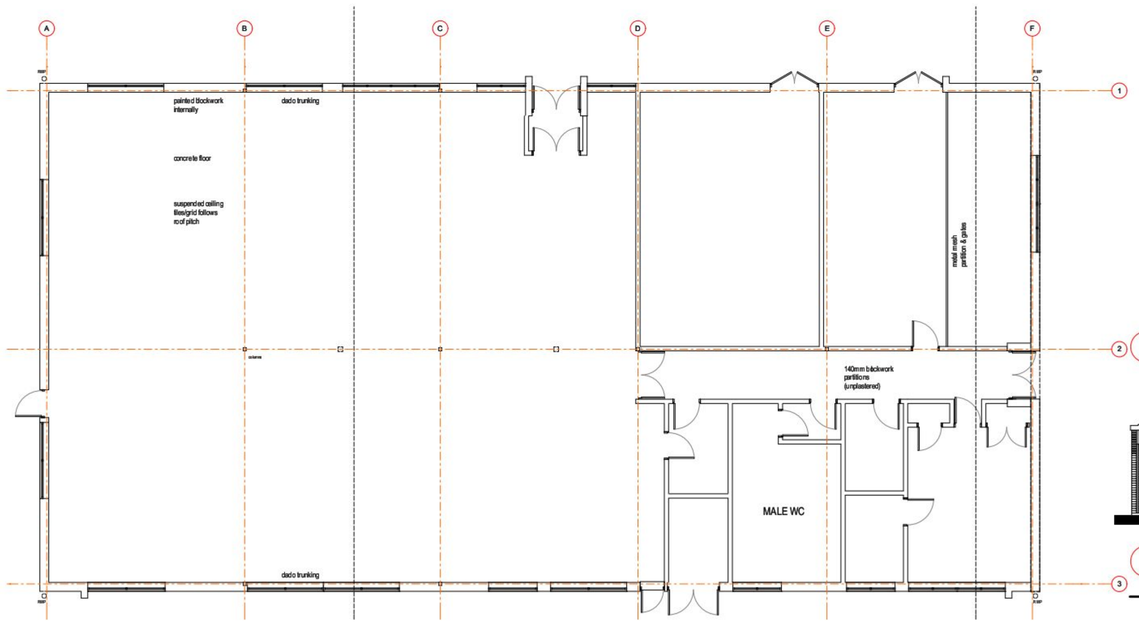

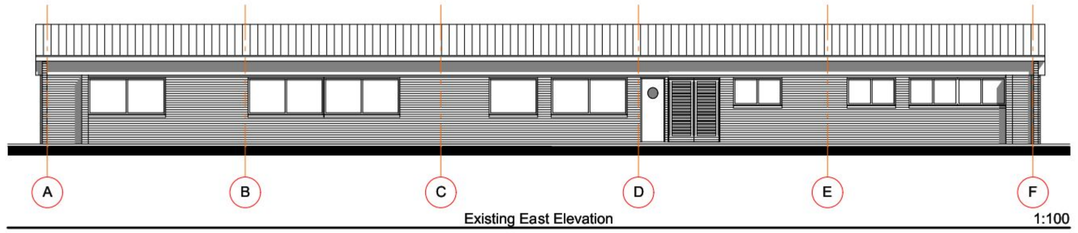

Existing East Elevation 1:100

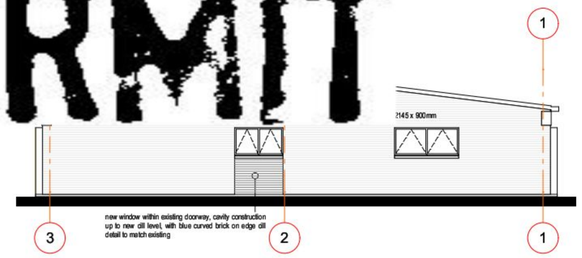

Proposed North (Front) Elevation 1:100

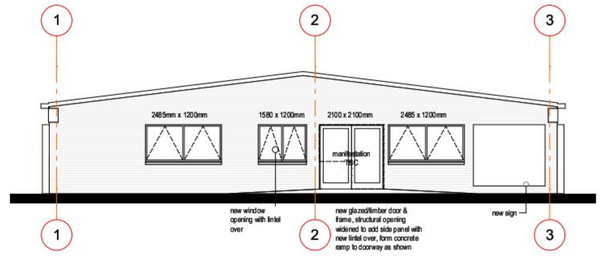

Proposed South Elevation 1:100

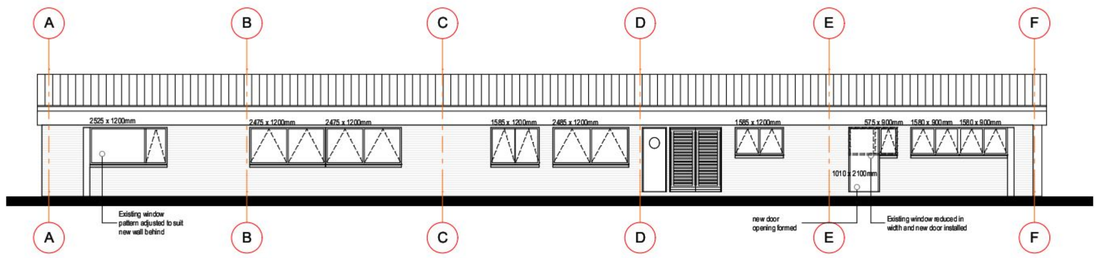

Proposed East Elevation 1:100

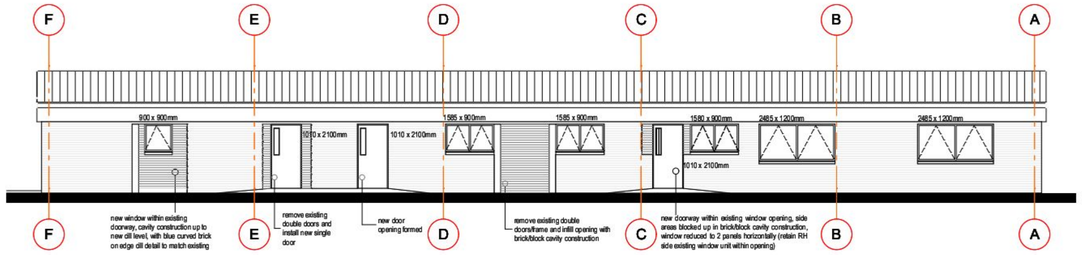

Proposed West Elevation 1:100

MATERIALS:

Walls - Existing facing brickwork retained and matched where altered
Fenestration - Existing metal.windows and doors retained and matched where altered or new required
Roof and facias/guttering - Existing profiled/coloured metal retained. Existing downpipes retained.

FLOOR AREA - 513m2

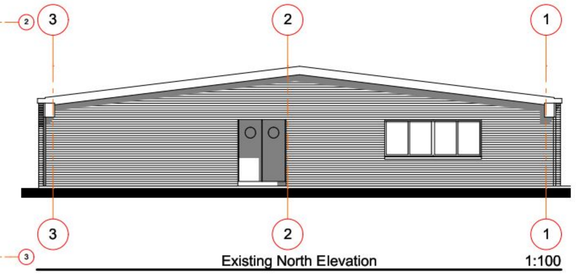

Existing North Elevation 1:100

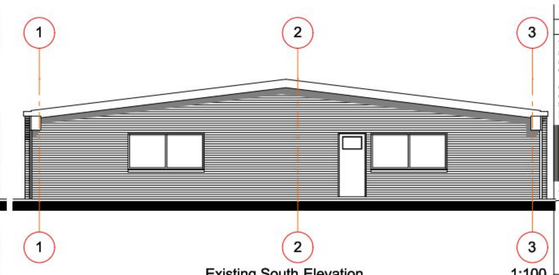

Existing South Elevation 1:100

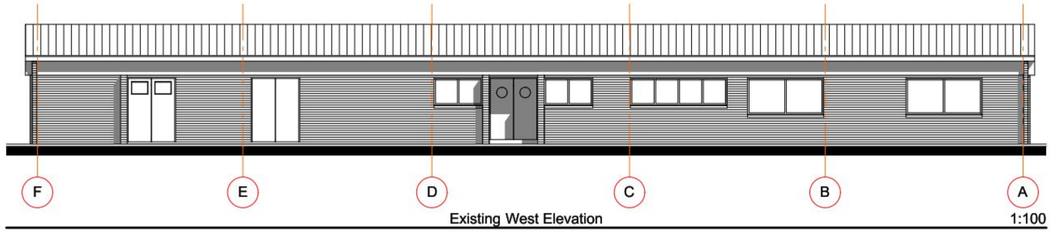

Existing West Elevation 1:100

A / 28.07.2011 / OGO
Generally revised following client instruction to move main entrance to south elevation.

Revisions

This drawing has been produced for the Client, Project and Site as stated below and is not intended for use by any other person or for any other purpose than that stated and dated and is the copyright © of Agora Design & Management Ltd.

Only original issue drawings are to be relied upon for accuracy and content. Measurements scaled from drawings cannot be guaranteed to be accurate.

If in doubt ASK!

AGORA design & management
12 Kings Court, Willie Snaith Road, Newmarket, Suffolk CB8 7SG, ENGLAND
T: +44(0)1638 560343 F: +44(0)1638 664343 E: enquiries@agoradesign.co.uk

Client
Optivet Referrals

Project
3 Downley Road, Havant, Hampshire

Drawing
Existing & Proposed Floor Plan & Elevations

Purpose Issue	Purpose Date
☐ Information	August 2011
■ Planning	Drawn
☐ Tender	P.P.
☐ Contract	Checked
☐ Construction	Scale
☐ As Built	1:100 @ A1

Drawing Number	Revision
1119 / P / 04	A

This drawing is copyright © of Agora Design & Management Ltd.

S:\AGORA DESIGN & MANAGEMENT\1119 - Optivet\0.0 Archicad Model\1119 - Optivet Havant (side save-out from teamwork file).pln