PERMIT

South Elevation Proposed



West Elevation Proposed

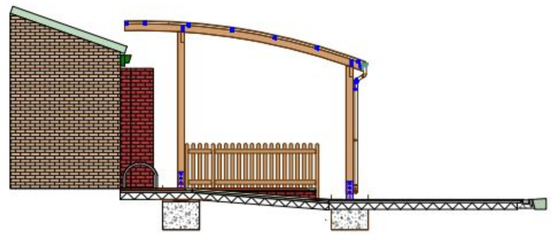

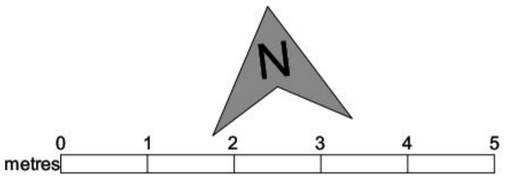

Plan of works proposed

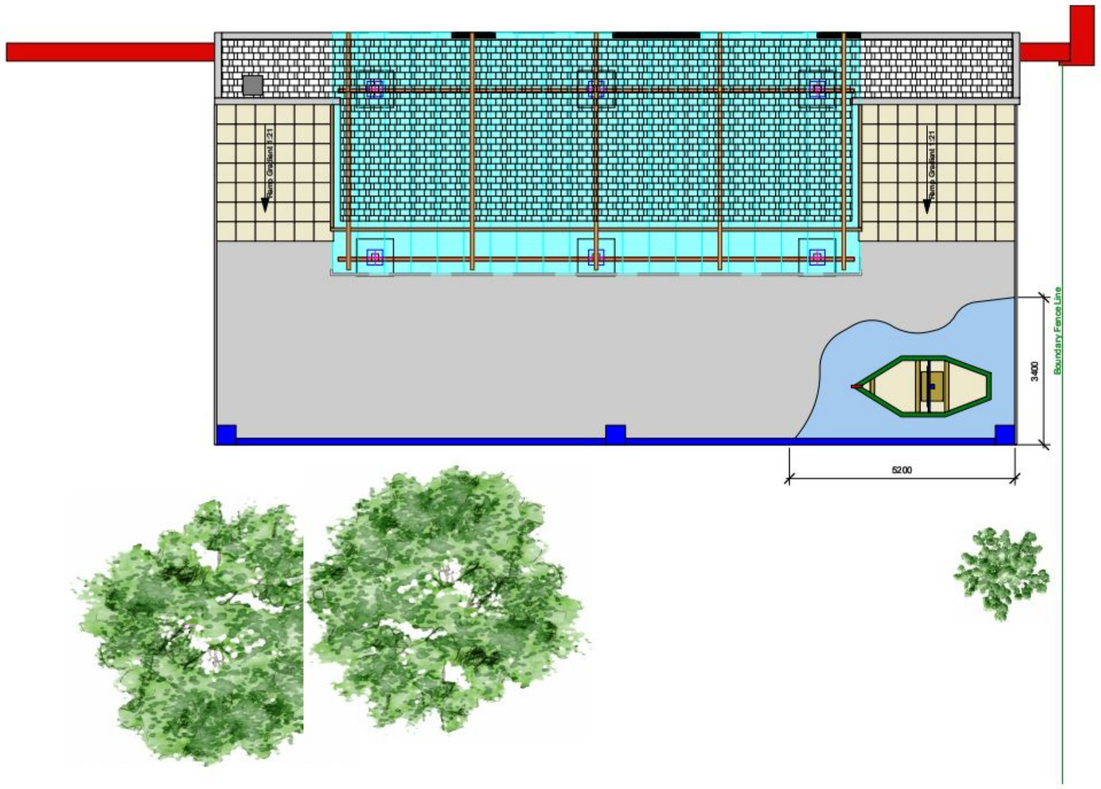

Schedule of Works

Following the removal of the existing slabs and prior to installation of block paving and tarmac as indicated, excavate and pour concrete pad foundations all in accordance with Fordingbridge Canopies designs and calculations including levels. Contact Fordingbridge Canopies in order to allow the installation of the base plates for the support of the canopy columns prior to the finishing of the hard surfacing surrounding these. Canopy to be installed by Fordingbridge once all groundworks have been completed.

New block paving - following careful removal of existing slabs and the top course of engineering brickwork where required forming retaining walls to paved areas and the making good where required of the bedding material and excavation to allow the installation of new Marshalls Tegula Kerb set bedded and haunched with concrete as per detail in Pennant Grey to surround block paved area. Include the installation of new ACO RainDrain 1000mm to each single door, 2 x 1000mm to new double doors bedded in 100mm concrete and connected to existing rainwater pipework or gullies fitted to finish 3mm below new blockwork surface. Remove existing manhole cover and frame and replace with new block pavior cover to suit new block levels. Install 4No. Broxap 650 x 800mm hoops to opening side of doors galvanised and powder coated. Infill block paved area with Marshalls Tegula ML block 240/160/120 x 160 x 60 random course in traditional colour laid at 1:60 away from the building.

Form new ramped access from new block paved patio area to new playground. Excavate where required and then supply and install new 150 x 50mm precast concrete edgings both sides of new ramped access bedded and haunched in concrete to form ramp with gradient 1:21. Supply and lay geotextile membrane to cover the entire excavated area prior to the installation of 150mm total compacted thickness of 40mm Limestone Scalpings with falls/gradient formed in scalpings. Supply and lay 450 x 450mm Marshalls Saxon Buff Slabs on a 40mm compacted bed of sharp sand/grit, slabs to be butt jointed.

Form new playground area. Carefully remove existing grass and topsoil and excavate to form new levels. Supply and install 150 x 50mm precast concrete edgings both sides of new playground area along with concrete dished drainage channels supplied and laid on concrete haunching connected to 3No. surface water gullies with silt traps. Gullies to be linked with underground drainge and connected to the closest surface water inspection chamber or surface water drain. Supply and lay geotextile membrane to cover the entire excavated area prior to the installation of 150mm total compacted thickness of 40mm Limestone Scalpings then supply and lay 75mm total compacted thickness of 2 course surfacing work, comprising 50mm of 20mm Dense Bitumen Macadam Binder course and 25mm of 6mm Dense bitumen macadam Surface Course laid at falls of 1in60 away from building towards dished drainage channel. To corner of play area supply and fix prior to surfacing curved tanalised timbers to form curved edge to wet pour supported on timber pegs driven into the ground. Following installation of the base course of tarmac insert 50mm screws at 200mm centres through the curved timber edging from the wet pour side into the tarmac side to form reinforcing linking wet pour to tarmac.

Following carefully removing and setting aside the play ship for re-installation, install wet pour surfacing to corner of tarmac playground with approximate dimensions as indicated. Exact design and layout to be agreed on site with CA. Wet Pour Safety Surfacing to comprise 2-6mm resin bound SBR rubber granule base course (60mm depth) topped with 15mm nominal depth 1-4mm resin bound EPDM rubber granule blue in colour. To include the installation of wet pour graphics each 500mm Crab, Fish and Seahorse. Allow for the reinstallation and fixing of the play ship on top of wet pour once cured including any foundations for fixings etc.

Install new timber palisade fencing to three sides of raised patio area. Fencing to consist of planed timber rounded top pales 1.0m high 75 x 19mm fixed at 150mm centre to centre on two palisade rails 87 x 38mm fixed into morticed 100 x 75mm planed timber rounded top posts (every 2.28m) with pales fixed 50mm above surface level. Posts to be concreted in position and provided with additional fixings into wall. Install new timber handrails adjacent to ramps white oak grooved attached to fence posts using handrail wall mounting brackets

Allow for attendance on site for 3 - 4 days along with the provision of Heras Hoarding to protect the works during the installation of the Fordingbridge mono pitch curved structural Glu-laminated timber canopy with 16mm triple wall polycarbonate roof.

Allow to install a new gully beneath the new downpipe on the left hand side front canopy column to be connected to surface water drainage.

Allow for the making good of all grassed areas following the works including importing good quality top soil where required to raise levels to meet kerb edges, grass seeding, compacting and rolling

Planning

Notes

1 **This drawing is © copyright Hampshire County Council 2010. No unauthorised reproduction of any kind is permitted.**

2 No Dimensions to be scaled from this drawing

3 This map is reproduced from Ordnance Survey material with the permission of Ordnance Survey on behalf of the controller of Her Majesty's Stationery Office © Crown copyright. Unauthorised reproduction infringes Crown Copyright and may lead to prosecution or civil proceedings. (100019180), 2010

rev	description	date	by

Hampshire County Council

HCC Property Services,
Three Minsters House,
76 High Street, Winchester SO23 8UL.
tel: (01962) 847801
Property Services

PROJECT
St Peter's RC Primary School
Stakes Hill Road, Waterlooville
Hampshire, PO7 7BP

SHEET CONTENTS
South and West Elevations and plan of proposed work with schedule

SCALE	*DATE*	*DRAWN.*	*CHKD.*	*DRAWING No.*	*REVISION*
1:100 @ A2	24/06/11	ARCJJC		**P8948 - 701**	
				FILE REF. P8948	