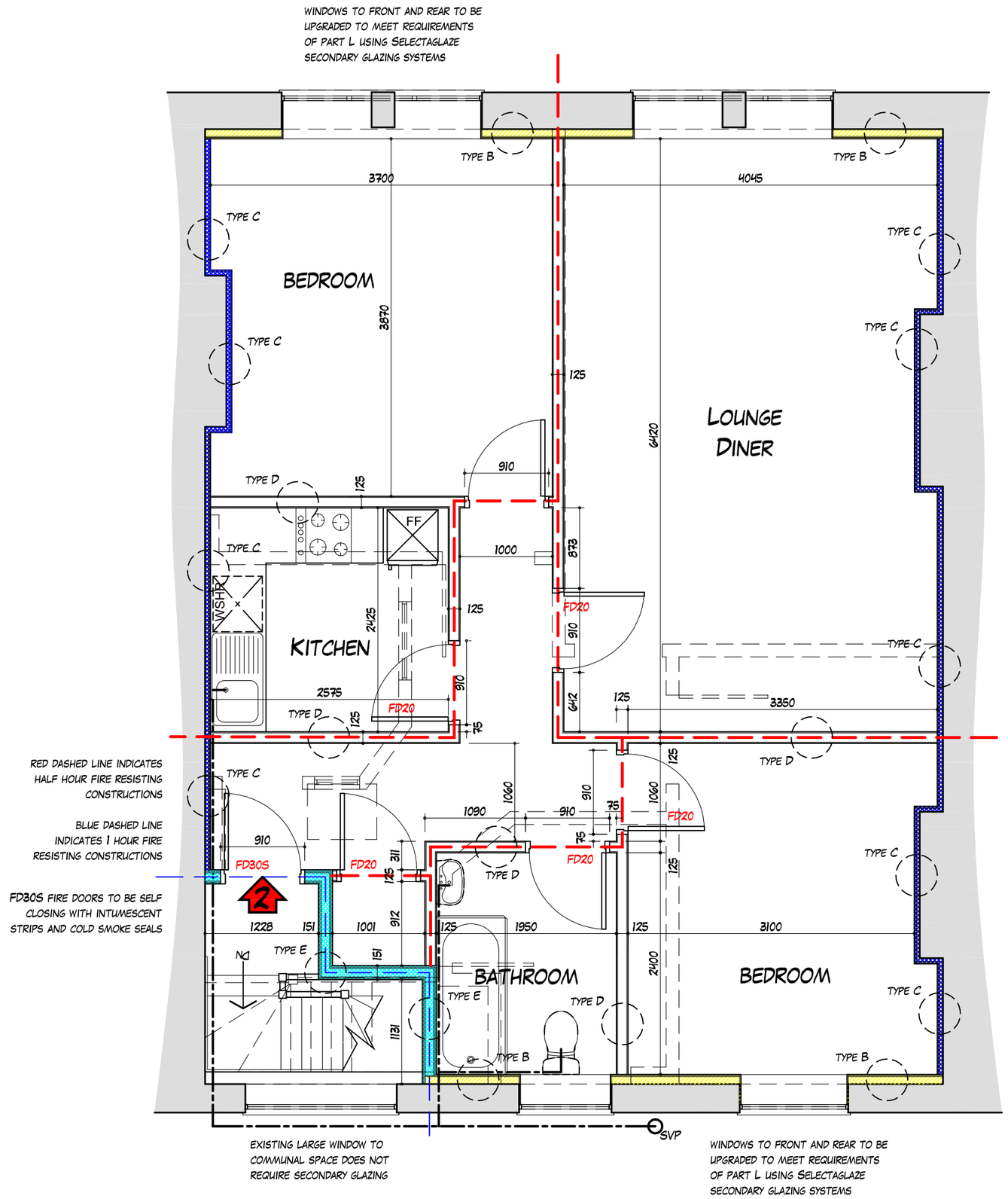

Second floor as proposed 1:50

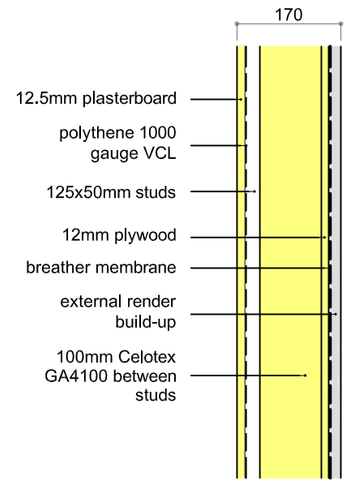

Wall/Lining Type A 1:10

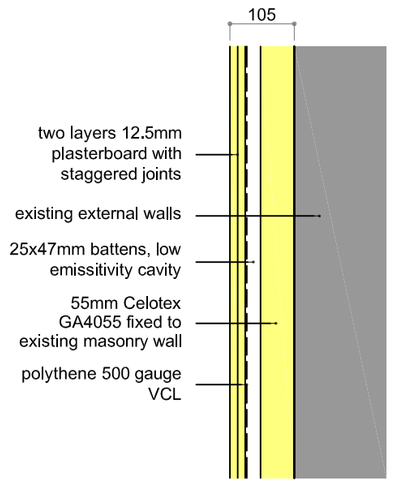

Wall/Lining Type B 1:10

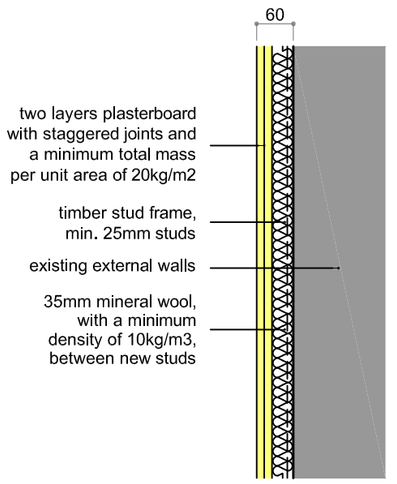

Wall/Lining Type C 1:10

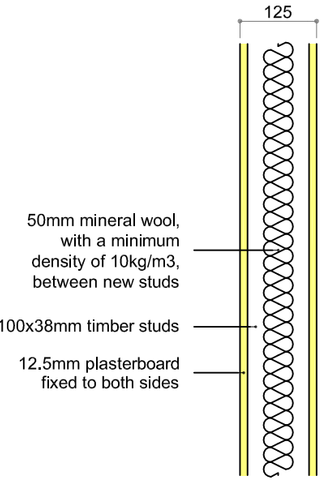

Wall/Lining Type D 1:10

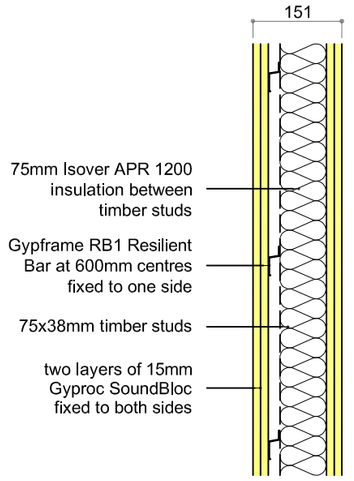

Wall/Lining Type E 1:10

PLAN AND DETAILS TO BE READ IN CONJUNCTION WITH SPECIFICATION NOTES

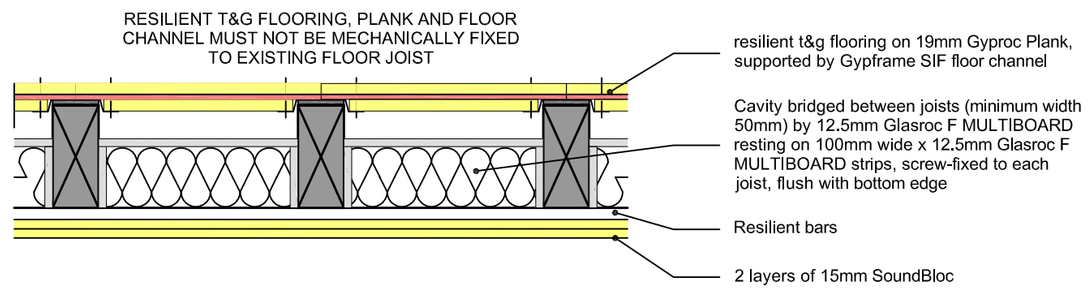

Upgraded Floor Construction 1:10

DRAWN BY: KPL

CHECKED BY: DJK

This drawing has been produced for a particular purpose. To ensure that this purpose is fulfilled and a high quality project is achieved, please observe the following:

- All dimensions shown are to be checked on site before work commences.
- Any discrepancies or errors found on this drawing MUST be reported to its originator immediately, to comply with any insurances or guarantees.
- All goods, materials and workmanship are to comply with the current Building Regulations and any other requirements as the local/statutory authorities' enforcement officer may consider necessary.

IF IN DOUBT ABOUT ANY ELEMENT OF THIS DRAWING, CALL SPITFIRE

REVISIONS: A - DEC 2011 - LOBBY ADDED, MINOR DIMENSIONAL CHANGES TO LAYOUT - DK

CLIENT: SOUTH ALLIANCE INVESTMENTS

PROJECT: PROPOSED CONVERSION TO TWO FLATS 6 WEST STREET, HAVANT

DRAWING: SECOND FLOOR PLAN AS PROPOSED

DRAWING NO: 1202.14 A

SCALE: AS SHOWN @ A2

DATE: DECEMBER 2011

© COPYRIGHT SPITFIRE ARCHITECTURAL CONSULTANTS LTD.

22A CORNFIELD ROAD, EASTBOURNE, BN21 4QE - 01323 431 892 - WWW.SPITFIREARCHITECTURE.CO.UK

SPITFIRE ARCHITECTURE