PERMIT



proposed outline streetscene/eastern elevation scale 1:100



proposed northern elevation scale 1:100



proposed western elevation scale 1:100

general notes

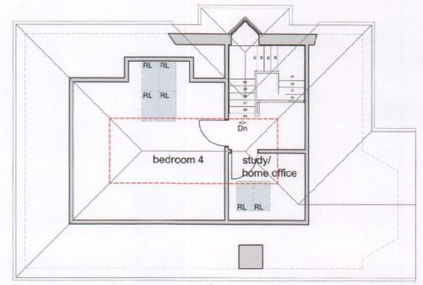

proposed second floor level plan/ roof plan over scale 1:100

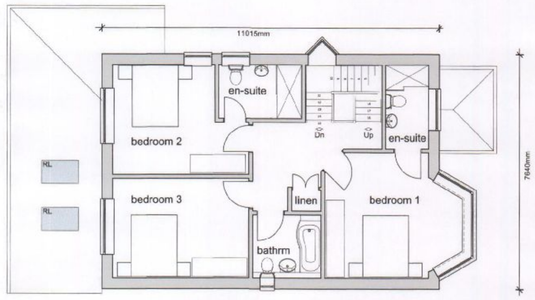

proposed first floor level plan scale 1:100

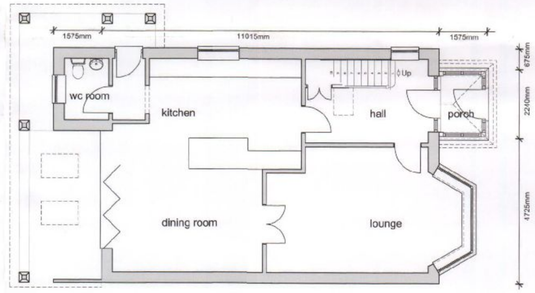

proposed ground floor level plan scale 1:100

legend

- existing walls
- new external walls
- new non-loadbearing walls
- new loadbearing masonry internal walls
- new loadbearing timber internal wallsexisting walls
- soil and vent pipe
- rainwater downpipe/gully hopper
- existing foulwater drainage
- new foulwater drainage
- existing surfacewater drainage
- new surfacewater drainage
- + 9.850 new levels
- - 9.646 existing levels
- Optical smoke detector: Hallway. Ionisation detector: Lounge. Heat alarm: Kitchen

disclaimer

This drawing is protected by copyright of THE STEVEN BARLOW PARTNERSHIP under The Copyright, Designs and Patents Act 1988 and the reproduction or use in any form without prior written consent from THE STEVEN BARLOW PARTNERSHIP will be an infringement of copyright.

Only the original drawing should be relied on. Plans are liable to distortion in transmission to the web.

Do not scale off this drawing in any event except for planning application purposes. Figured dimensions must be used if in doubt contact THE STEVEN BARLOW PARTNERSHIP.

Contractor to check and verify all levels, datum's and dimensions on site and shall report any discrepancies or omissions to THE STEVEN BARLOW PARTNERSHIP prior to commencement of work and during construction phase.

This drawing is to be read and understood in conjunction with structural, mechanical, electrical and/or any other consultant's documentation as may be applicable to the project prior to the commencement of work and it's duration.

This drawing including notes has been prepared and produced for the client named for the project detailed and solely for the purposes indicated below and is not intended for use by any other person or for any other purpose.

- ☐ for preliminary discussions
- ■ for submission as part of a planning application
- ☐ for submission as part of a building regulation application
- ☐ for production information
- ☐ for tender action
- ☐ for contract documentation and on site use

studio

The Steven Barlow Partnership architecture

81 Manor Road Kingston Portsmouth Hampshire PO1 5LB
t: +44(0)800 756 9776
e: info@tsbp-architecture.co.uk
w: www.tsbp-architecture.co.uk

Principal: Chartered Institute of Architectural Technologies

HAVANT BOROUGH COUNCIL DEVELOPMENT CONTROL
19 JUL 2011
RECEIVED

client

Ms. MARIA SMITH.

project

Proposed new dwelling
17 London Road, Widley, Waterlooville, Hampshire.

drawing title

Proposed Elevations and General Arrangement Roorplans.

date: 27 JUNE 2011
scale: 1:100
paper size: A1
scale bar: 1:100 0 1 2 3 4 5m

north (indicative only) work stage project drawing number revision

D.0309.005.01

revision/s

01 15 July 2011 Bay and window materials finalised.

© THE STEVEN BARLOW PARTNERSHIP (UK) 2011