PERMIT

## PROPOSED FLOOR LAYOUTS
**SCALE 1 : 50**

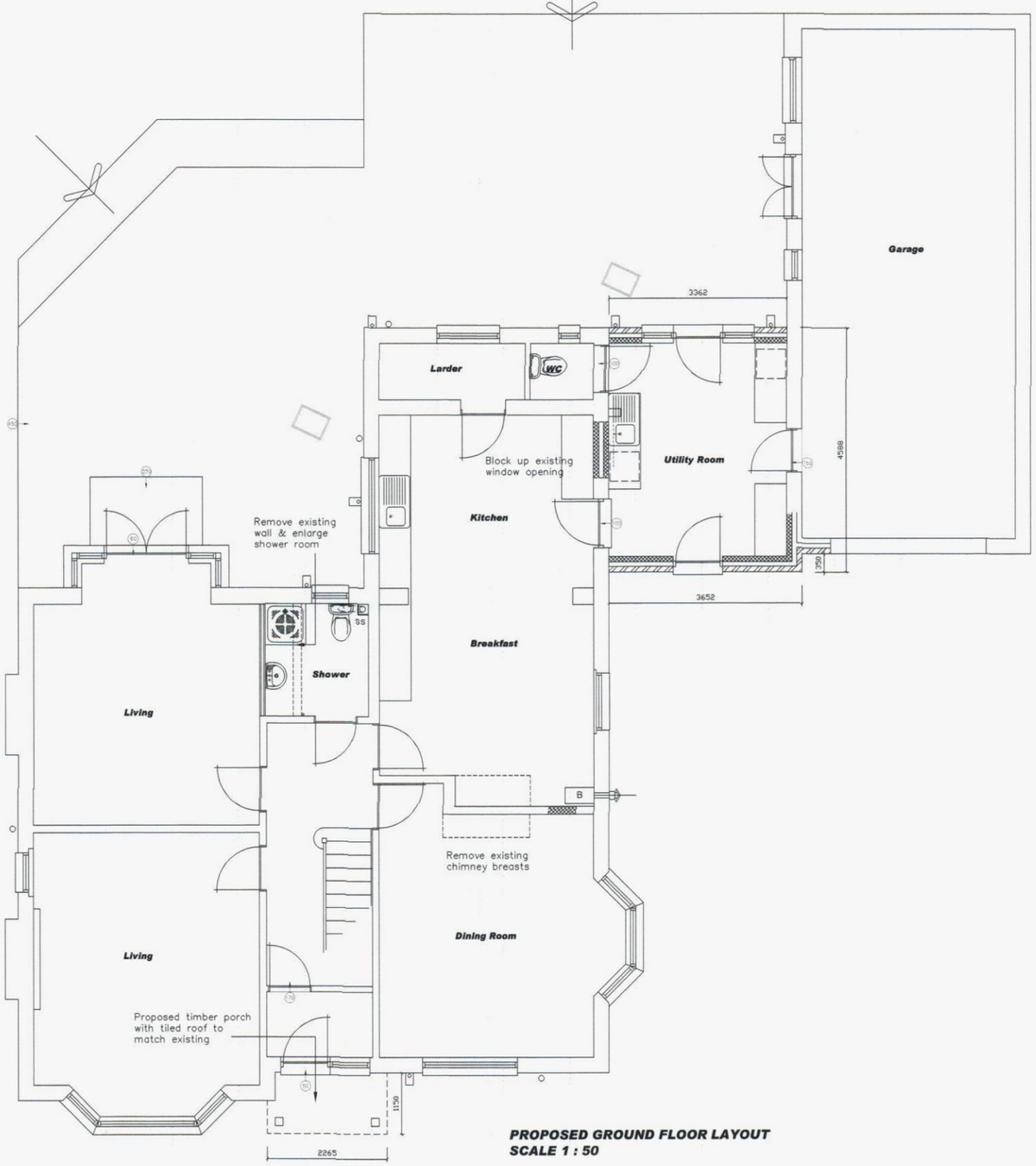


## PROPOSED GROUND FLOOR LAYOUT
**SCALE 1 : 50**

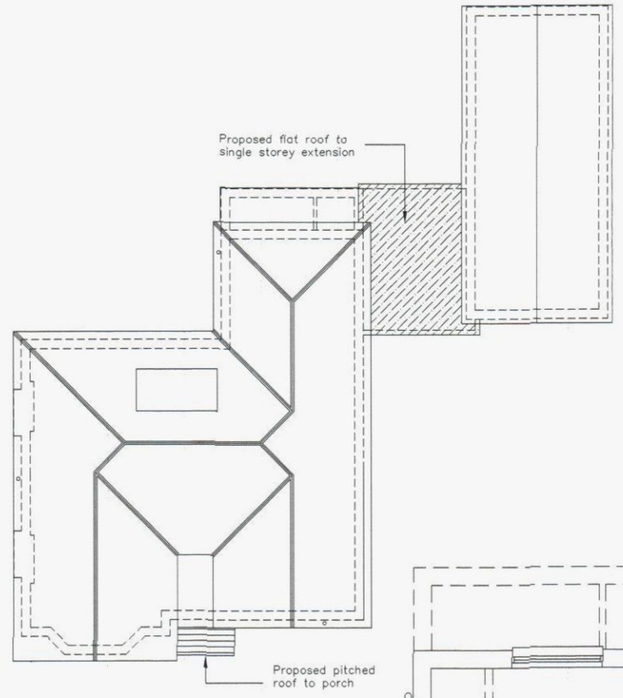


## PROPOSED ROOF LAYOUT
**SCALE 1 : 100**

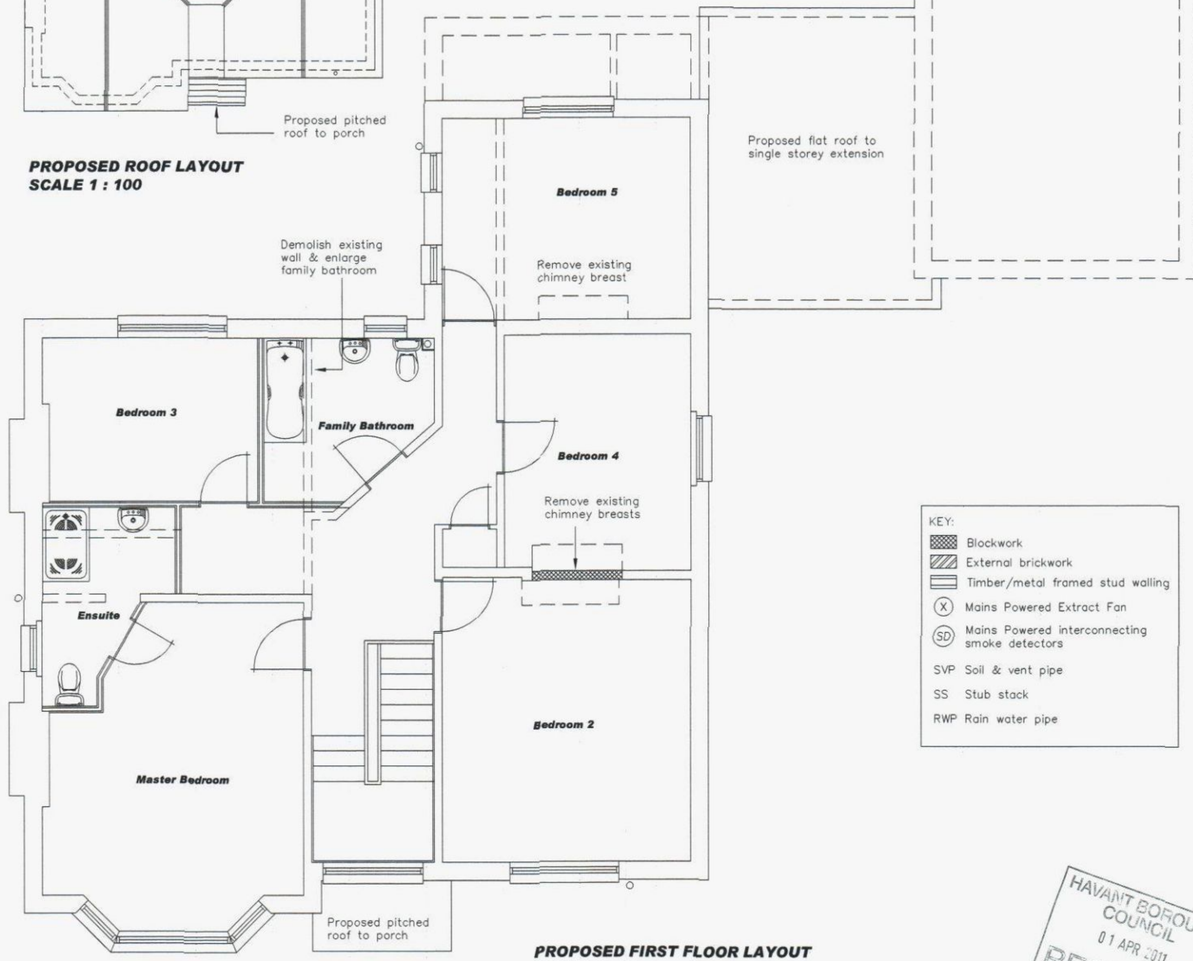


## PROPOSED FIRST FLOOR LAYOUT
**SCALE 1 : 50**

KEY:
- Blockwork
- External brickwork
- Timber/metal framed stud walling
- (X) Mains Powered Extract Fan
- (SD) Mains Powered interconnecting smoke detectors
- SVP Soil & vent pipe
- SS Stub stack
- RWP Rain water pipe

HAVANT BOROUGH COUNCIL
01 APR 2011
RECEIVED

NOTES:
The design and construction of this project shall be in accordance with the current Building Regulations & NHBC Standards. These notes & drawings have been prepared soley for the purpose of Planning & Building Regulation approval.

Do not scale from this drawing unless for Planning purposes. All dimensions to be checked on-site and any alterations to be approved by the Architect and/or client prior to any work commencing.

Ordnance Survey Licence No: 100047591

This drawing to be copyright and to be read in conjunction with all other drawings

AMENDMENTS:
Rev A : Utility extension enlarged to 350mm projection to front – 01/04/11

KEY:
Scale in Metres 1:50
0 1 2 3 4 5
Scale in Metres 1:100
0 1 2 3 4 5 10

CLIENT NAME & ADDRESS
Mr & Mrs McGeechan
25 Grassmere Way
Waterlooville
PO7 8RZ

PROJECT ADDRESS
14 Billett Avenue
Waterlooville
Hants
PO7 7SZ

DRAWING DETAILS
PLANNING DRAWING
Proposed Floor & Roof Layouts

| PROJECT No | DWG No | REV No |
|---|---|---|
| 725 | 3 | A |
| SCALE 1:50, 1:100 @ A1 | DRAWN BWH | CHKD |

B. H. ARCHITECTURE Ltd
Heath Cottage
Newlands Lane
Purbrook
Waterlooville
Hants
PO7 5SQ
Tel: 023 9223 2322
Mob: 07747 771808
E-mail:bernard@bernardharding.com