The contractor is responsible for checking, prior to commencement, all figured and scaled dimensions on drawings against actual dimensions on site.
Dimensions for fixed in items are to be taken from site.
This drawing is the copyright of SMN and must not be amended or reproduced without first seeking permission.
All works shown on this drawing must be carried out to conform to the relevant British Standard or Codes of Practice.
If there is a conflict between information shown and any British Standard or Code of Practice then the higher standard should apply.
These plans have been prepared only for the purpose of obtaining Local Authority Approval & do not form part of any specification of works to be carried out.
Extension walls, extension foundations/guttering etc not to encroach over adjacent boundary.
Boundaries indicated are assumed.
Works carried out prior to approvals at owners risk.
Drains shown are assumed.
Plans to be read with structural calculations.
Scale only for the purposes of Planning.
Walls and doors removed shown dotted.

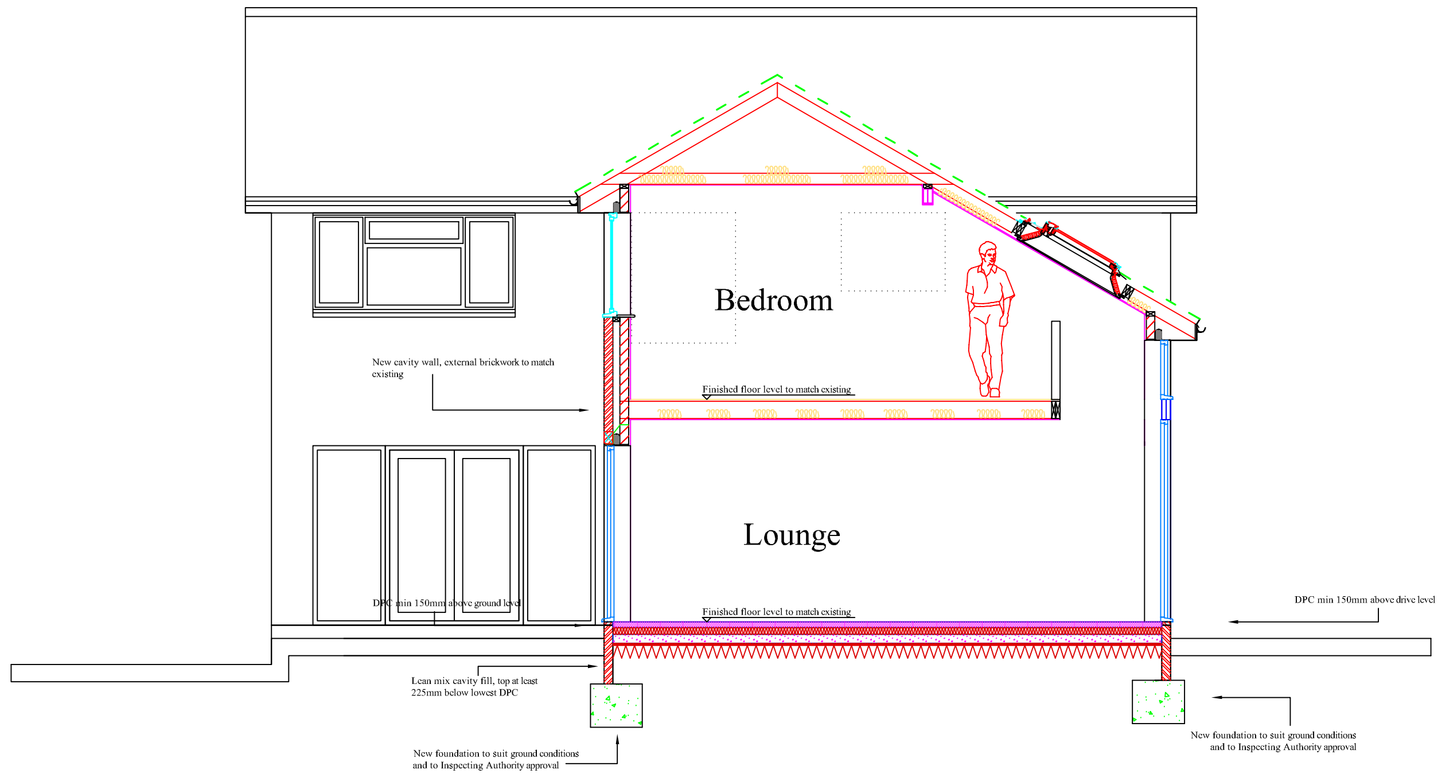

Indicative Section
Scale 1:50

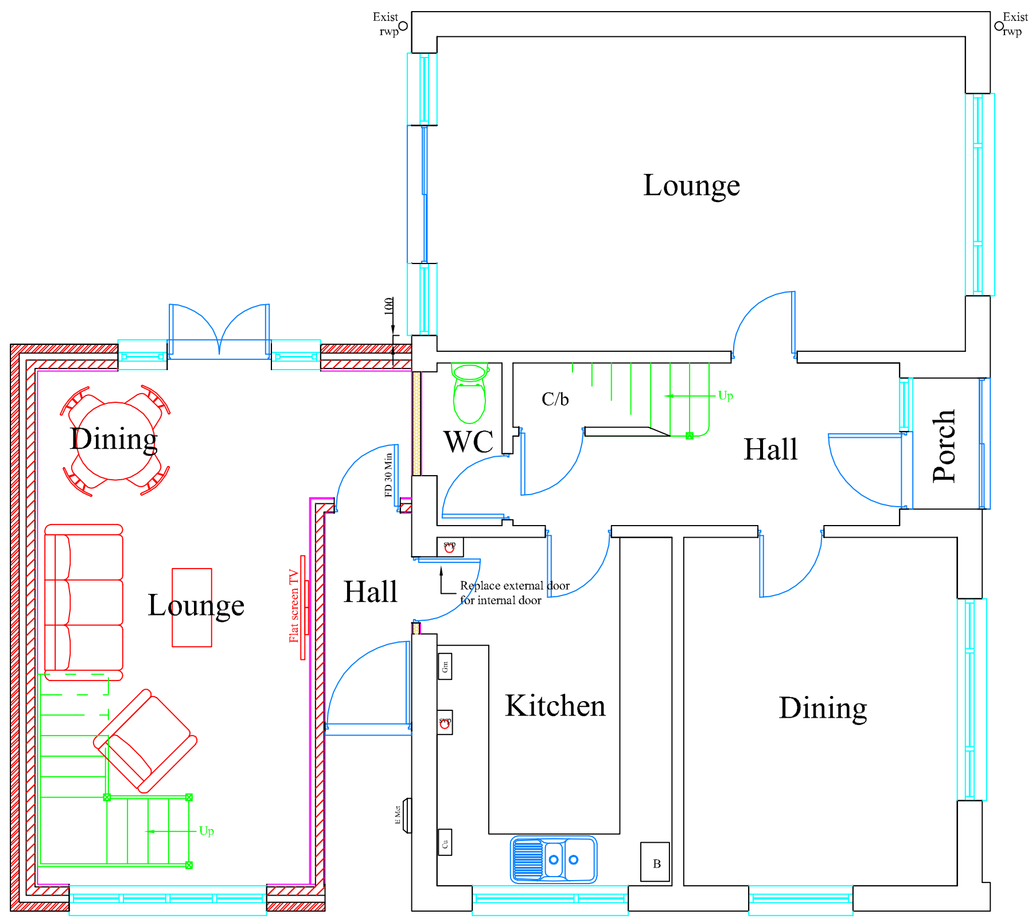

Ground Floor Layout As Proposed
Scale 1:50

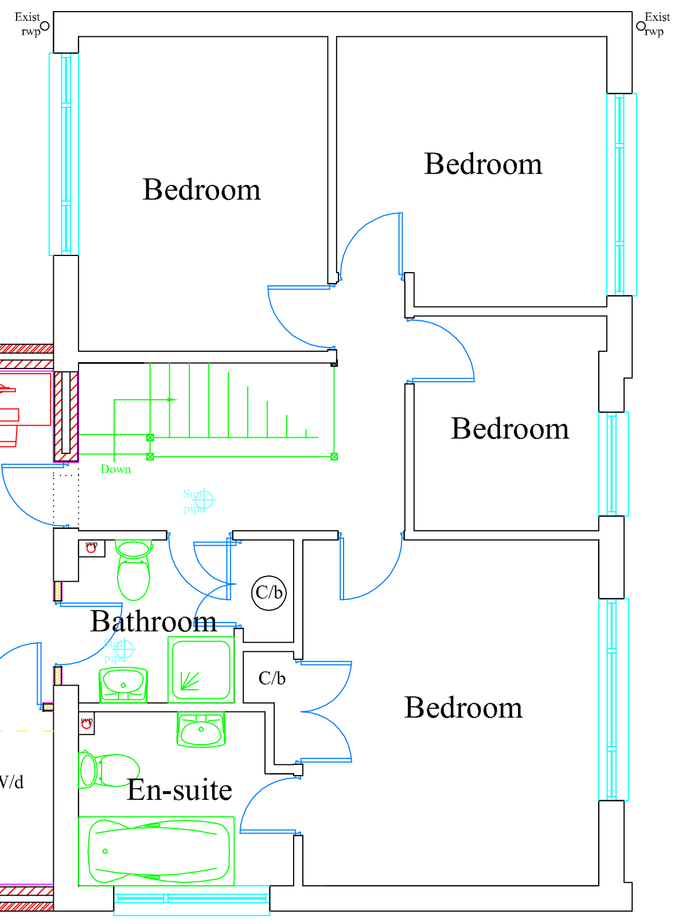

First Floor Layout As Proposed
Scale 1:50

SCALE IN METRES 1:50

0 1 2 3 4 5 10 15 20

A		
B		
C		
	Date	Revision

Copyright

Steven M Norton
CHARTERED SURVEYOR
26 Mulberry Avenue
Fareham
Hampshire
PO14 2SN
Tel: 01329 517649
Email: office@stevennorton.co.uk
www.stevennorton.co.uk
RICS

Architectural Services
Planning & Building Regulation advice and submissions
Party Wall Services
Project Management
Project Monitor Services
Contract Administration

Client
Mrs Ryan

Job Title
Side Extension & Alterations @
2 Barn Close
Emsworth
Hampshire
PO10 7LJ

Drawing Title
Proposed Floor Layouts
Indicative Section

Scale As shown

Date February 2011 | Drawn By SMN

Drawing No. ryan-11-03 | Rev.