Geo-Serv Limited
17 Hoveden Road
London NW2 3XE

monitoring 020 8208 0343
general enquiries 020 8208 4476
e-mail: mon@geo-serv.com

Consulting Civil and Geotechnical Engineers

GEO-SERV

Your ref IFRSA-SUB-10-0020083

Our ref RM2360INF

InFront Innovation, Solent
Infront Innovation
Yarmouth House
1300 Parkway
Solent Business Park
Whiteley

Issue date: 24/01/2012

following survey No: 4

Monitoring Plus Report

Owners name	Mr Grattan
Address	4 Hermitage Gardens Waterlooville Hants PO7 7PR
Home phone	02392 264631
Work phone	07768 626284
Correspondence address	

Suspected cause	Root-induced shrinkage	Monitoring type	Levels & Cracks
Principal area of damage	To be advised	Installed	06/07/2011
Damage category	To be advised	No of visits / weeks	tbc 8.0
Surface geology	To be advised	Completion date/ status	tbc open

Feedback from last visit

14/090/11 - Cracking (int. Rear LH corner) worsened in kitchen, pointed out by ph.

Sketch showing location of monitoring points

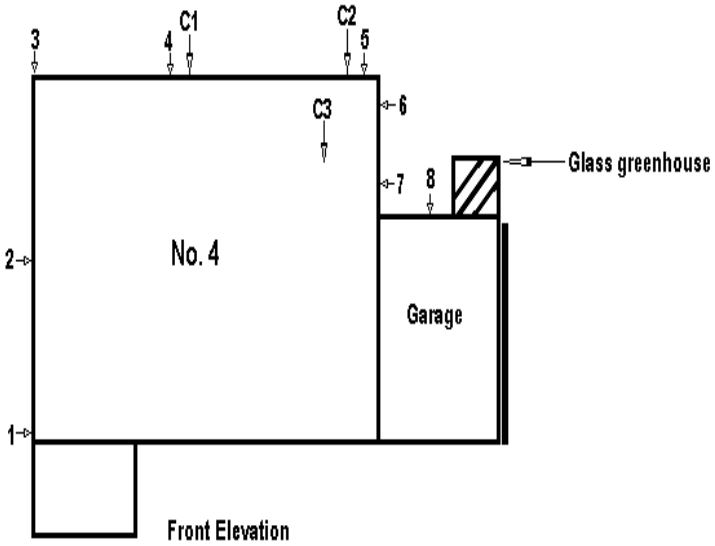

Comment

Max movement	23.8 mm
Focal area	points 5 & 6

24/01/12 - Results to date indicate significant seasonal movement to rear right consistent with soil shrinking and swelling

Level monitoring results

Survey:	1		2		3		4		5	
By:	AH		AM		AH		AH			
Date:	06/07/2011		14/09/2011		16/11/2011		24/01/2012			
	levels	*chngs*	levels	*chngs*	levels	*chngs*	levels	*chngs*	levels	*chngs*
Point ID	mm	*mm*	mm	*mm*	mm	*mm*	mm	*mm*	mm	*mm*
1	1000.00	***0.0***	1000.00	***0.0***	1000.00	***0.0***	1000.00	***0.0***	1000.00	***0.0***
2	915.60	***0.0***	914.43	***-1.2***	914.28	***-1.3***	914.91	***-0.7***		
3	914.49	***0.0***	913.02	***-1.5***	912.38	***-2.1***	912.79	***-1.7***		
4	654.99	***0.0***	660.65	***5.7***	656.27	***1.3***	658.12	***3.1***		
5	636.70	***0.0***	625.25	***-11.4***	619.87	***-16.8***	628.61	***-8.1***		
6	558.65	***0.0***	544.95	***-13.7***	534.88	***-23.8***	550.07	***-8.6***		
7	905.72	***0.0***	903.72	***-2.0***	903.00	***-2.7***	903.30	***-2.4***		
8	571.94	***0.0***	567.81	***-4.1***	565.40	***-6.5***	567.40	***-4.5***		
closing error (cm)		-0.01		0.12		-0.15		0.34		

Crack monitoring results

Survey:	1		2		3		4		5	
By:	AH		AM		AH		AH			
Date:	06/07/2011		14/09/2011		16/11/2011		24/01/2012			
	levels	*chngs*	levels	*chngs*	levels	*chngs*	levels	*chngs*	levels	*chngs*
Point ID	mm	*mm*	mm	*mm*	mm	*mm*	mm	*mm*	mm	*mm*
C1	39.87	***0.0***	41.21	***1.3***	40.01	***0.1***	40.22	***0.4***		
C2	75.08	***0.0***	75.49	***0.4***	87.79	***12.7***	78.50	***3.4***		
C3	40.41	***0.0***	41.07	***0.7***	41.66	***1.3***	41.25	***0.8***		
C4 (H)	0.00	***new***	0.00	***new***	78.35	***0.0***	73.30	***-5.1***		
C4 (V)	0.00	***new***	0.00	***new***	70.76	***0.0***	70.02	***-0.7***		

C1	Pair external rear elevation beneath patio door
C2	Pair external rear elevation corner at DPC level
C3	Pair internal dining room above arch
C4 (H)	Triplex int kitchen LHS back door
C4 (V)	

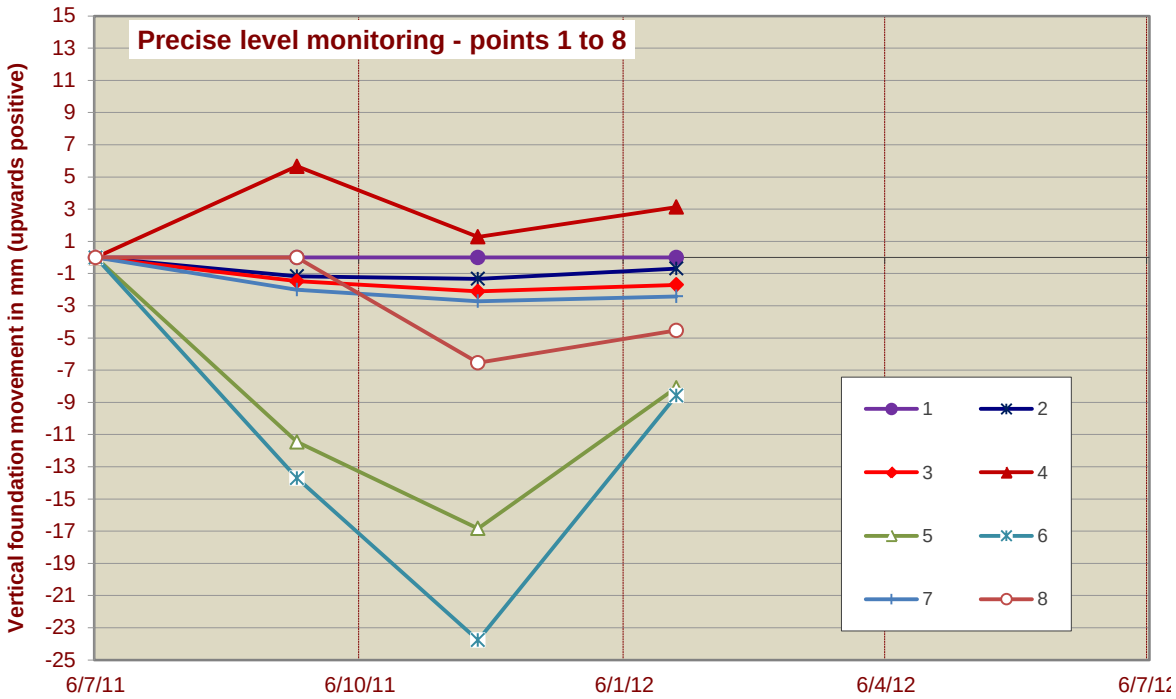
Precise level monitoring - points 1 to 8
Vertical foundation movement in mm (upwards positive)
15
13
11
9
7
5
3
1
-1
-3
-5
-7
-9
-11
-13
-15
-17
-19
-21
-23
-25
6/7/11
6/10/11
6/1/12
6/4/12
6/7/12
1
2
3
4
5
6
7
8

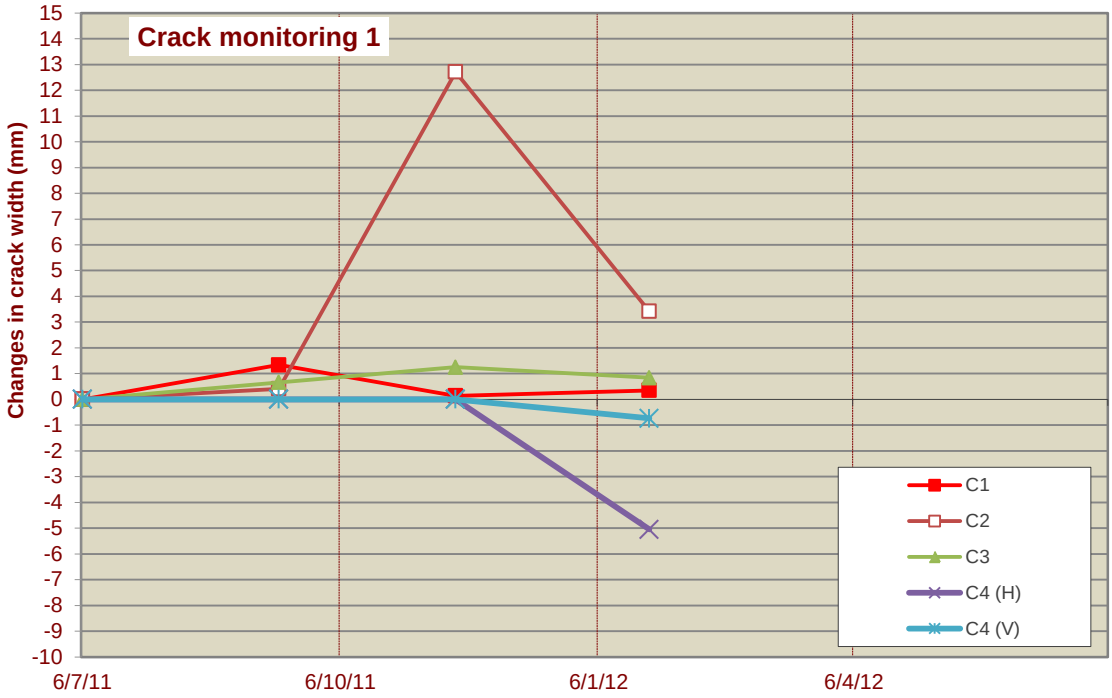
Crack monitoring 1
Changes in crack width (mm)
15
14
13
12
11
10
9
8
7
6
5
4
3
2
1
0
-1
-2
-3
-4
-5
-6
-7
-8
-9
-10
6/7/11
6/10/11
6/1/12
6/4/12
C1
C2
C3
C4 (H)
C4 (V)

Date 24/01/2012 Comment

