PERMIT

PROPOSED SINGLE STOREY REAR ADDITION.
31, PARKWAY, HAVANT, HANTS.
FOR MR&MRS J. HOLMAN.

WALLS FULLY BONDED AND CAVITIES MAINTAINED CONTINUOUS, CLOSE ALL REVEALS WITH VERTICAL DPC AND INSULATED CAVITY CLOSERS.

PROVIDE SMOKE DETECTORS TO BOTH FLOORS MAINS OPERATED AND INTERLINKED WITH BATTERY BACKUP.

ROOF 3 LAYERS ASBESTOS BASED FELT TO BS747 LAID TO CP 144, 12.5MM CHIPPINGS OVER ON CELOTEX 4126 (126MM) INSULATED ROOF DECKING ON 125x50MM JOISTS AT 400MM CENTRES. 12.5MM PLASTERBOARD AND SET CEILING WARM ROOF DETAIL INSULATE FASCIA ENDS.

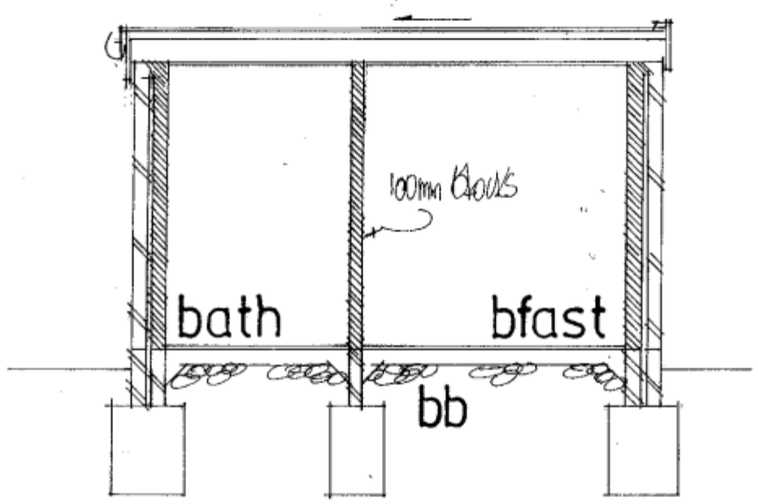

FOUNDATIONS TO BE MINIMUM 1 M. DEEP TO LOCAL AUTHORITY APPROVAL TO SUIT SITE CONDITIONS. USE ONLY CLASS A CONCRETE BLOCKS BELOW GROUND LEVEL. FOUNDATIONS ALSO TO COMPLY WITH NHBC PRACTICE NOTE WITH REGARD TO ANY TREES.
NOTE TRENCH FILL FOUNDATIONS IF REQUIRED.

WALLS 112MM FACEBRICKS TO LA APPROVAL EXTERNALLY 85MM CAVITY WITH 85MM DRITHERM CELCON SOLAR BLOCKS INTERNALLY RENDER AND SET TIE WALLS WITH APPROVED STAINLESS STEEL WALL TIES EVERY 750MM HORIZONTALLY AND 450MM VERTICALLY

CATNIC LINTELS OVER ALL OPENINGS, SIZE IN ACCORDANCE WITH THE MANUFACTURERS SPAN TABLES MINIMUM 150MM END BEARINGS.

STRAP DOWN NEW ROOF WITH MILD STEEL ANCHORS MINIMUM CROSS SECTION 30MMX5MM AND AT 1.2M CENTRES.
CLOSE TOP OF NEW CAVITY WALLS WITH BRICKWORK.

WINDOWS TO BE DOUBLE GLAZED WITH LOW EMISSIVITY GLASS, MINIMUM 16 MM GAP BETWEEN PANES AND TO GIVE 1/20TH OF THE FLOOR AREA AS OPENING. PROVIDE 10,000 MM SQ. TRICKLE VENTS TO ALL NEW ROOMS. ANY LOW LEVEL GLAZING TO CRITICAL AREAS IN DOORS/WINDOWS/SIDELIGHTS ETC. TO BE SAFETY GLASS TO B.S 6206

RAINWATER DISPOSAL VIA 100MM DIAMETER GUTTERS AND DOWNPIPE TO NEW SOAKAWAYS MIN 5M FROM ANY BUILDING AND MIN 1M/3
ANY NEW RADIATORS TO BE FITTED WITH TRV VALVES.

PROVIDE MECHANICAL VENTILATION TO KITCHEN AND BATHROOM DUCTED TO THE EXTERNAL AIR MINIMUM CAPACITY 60 LITRES/SEC

DRAINS TO BE 100MM DIAMETER APPROVED PLASTIC LAID 1.40 BEDDED AND SURROUNDED IN 150MM PEASHINGLE HAUNCH IN 150MM CONCRETE UNDER BUILDING PROTECT WITH LINTELS THROUGH FOUNDATIONS

ELECTRICAL INSTALLATION BY APPROVED CERTIFICATED ELECTRICIAN TO COMPLY WITH APPROVED DOCUMENT P.
CERTIFICATE TO BE ISSUED ON COMPLETION OF WORK. BY COMPETENT APPROVED CERTIFICATED ELECTRICIAN
USE ENERGY EFFICIENT LIGHT BULBS AND FITTINGS.

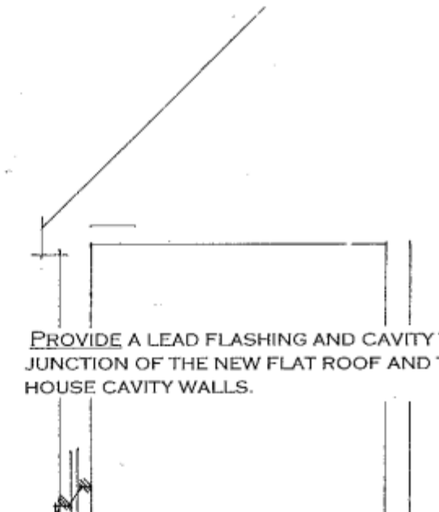

PROVIDE A LEAD FLASHING AND CAVITY TRAY AT THE JUNCTION OF THE NEW FLAT ROOF AND THE EXISTING HOUSE CAVITY WALLS.

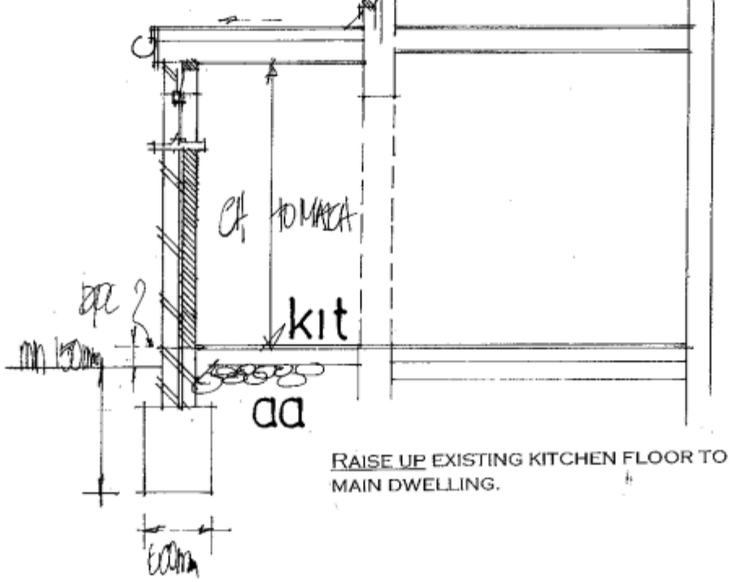

RAISE UP EXISTING KITCHEN FLOOR TO LEVEL OF THE MAIN DWELLING.

GROUND FLOOR MIN. 100 MM CONCRETE ON MIN. 100M. HARDCORE 1200 GAUGE POLYTHENE D.P.M. 80MM CELOTEX GA 3000 UNDER SLAB 50MM SAND/CEMENT SCREED FINISH

PETER J. WALKER MRICS
CHARTERED SURVEYOR
182 SEAFRONT, HAYLING ISLAND, HANTS
PO11 9 AN

TEL: 02392 467571

date feb 2011
scale 1·50

NOTE CHECK ALL MEASUREMENTS ON SITE PRIOR TO THE COMMENCEMENT OF WORK.