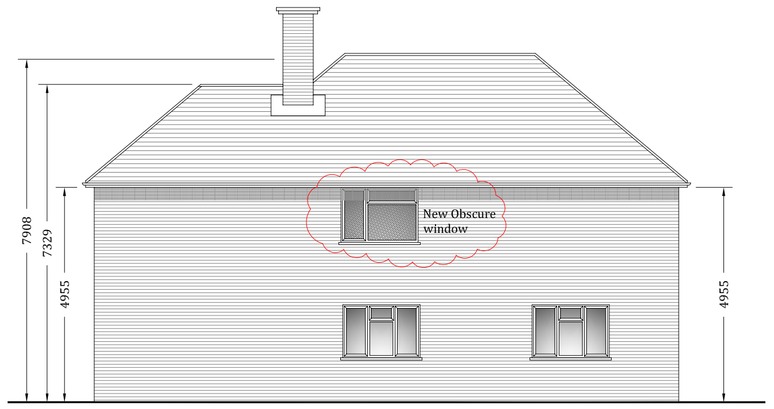

PROPOSED EAST (SIDE) ELEVATION (1:00)



PROPOSED NORTH (REAR) ELEVATION (1:00)



PROPOSED WEST (SIDE) ELEVATION (1:00)

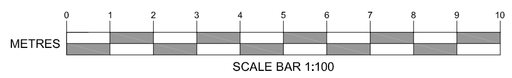

NOTES:

This drawing has been prepared for the purpose of Planning and/or Building Regulations approval, and should not be used for any other purpose.
All dimensions to be checked on site and any discrepancy notified to the client immediately. Written dimensions are to be used in preference to scaled dimensions.
This drawing is the property of the client and must not be reproduced, in part or whole, or deviated from, without their permission.
It is essential that prior to commencement and during construction works, the contractor reviews the drawings and specification and discusses with the client any inconsistencies, anomalies, non-industry standard features or other concerns.

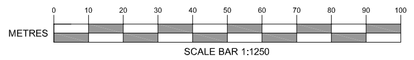

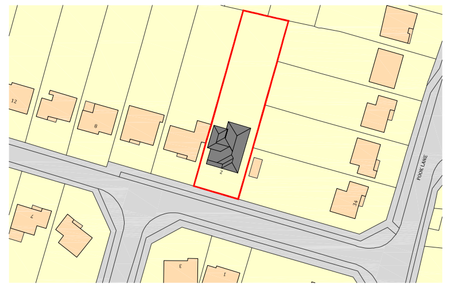

LOCATION PLAN (1:1250)

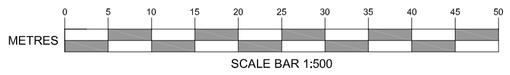

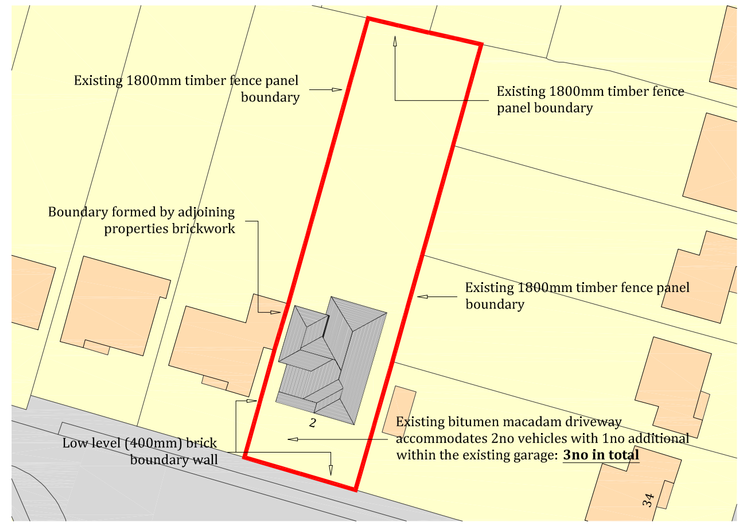

BLOCK PLAN (1:500)

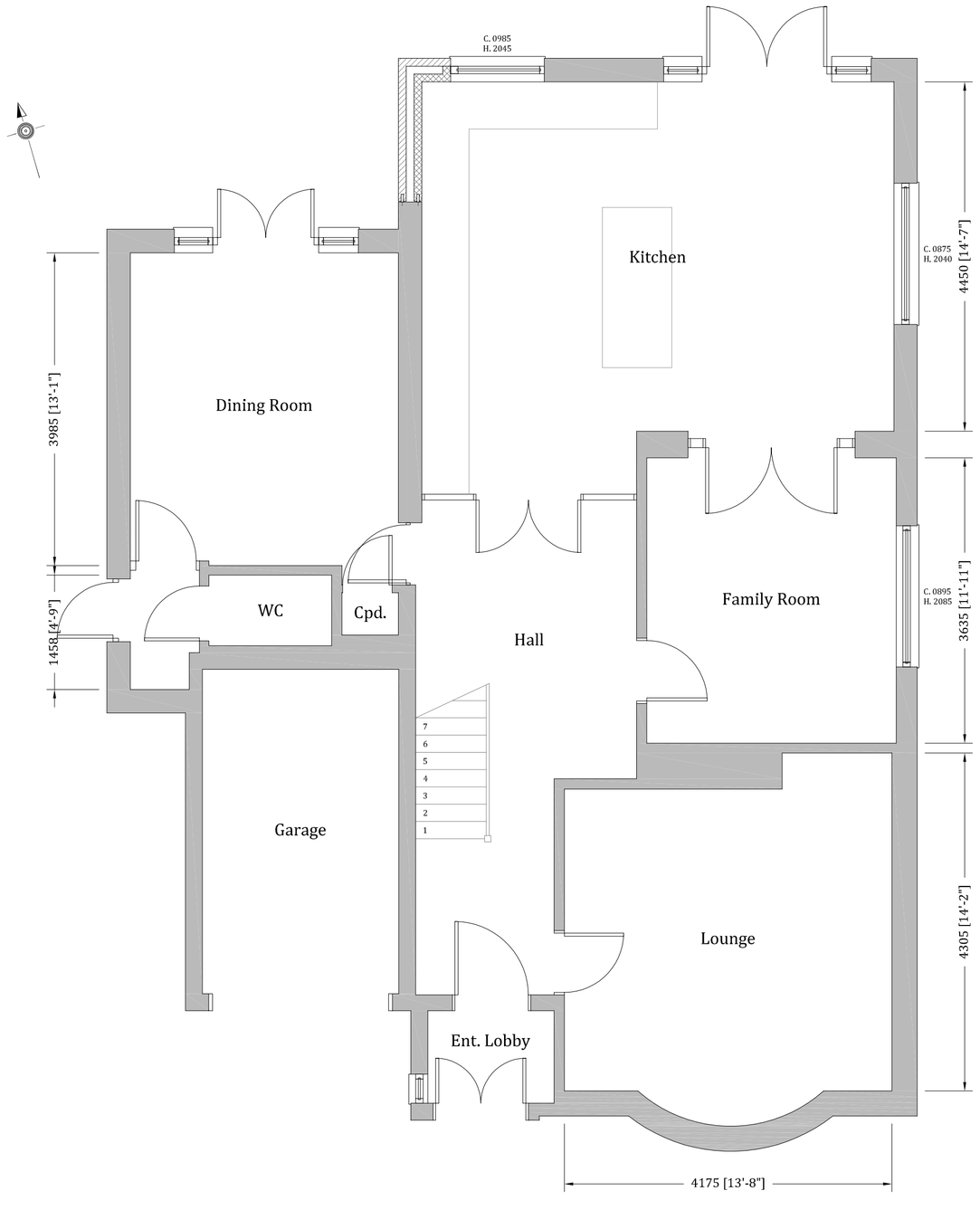

GROUND FLOOR PLAN (1:50)

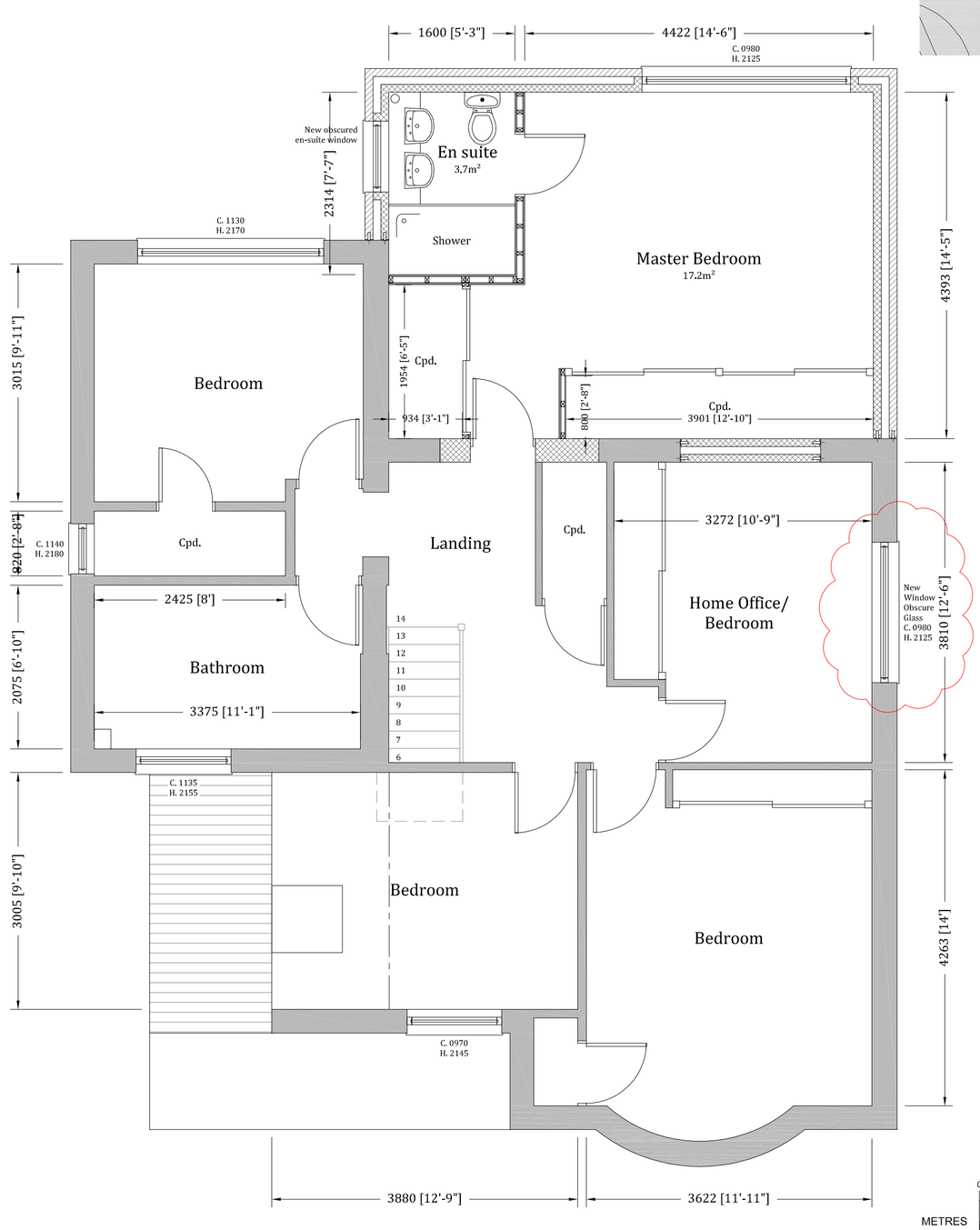

FIRST FLOOR PLAN (1:50)

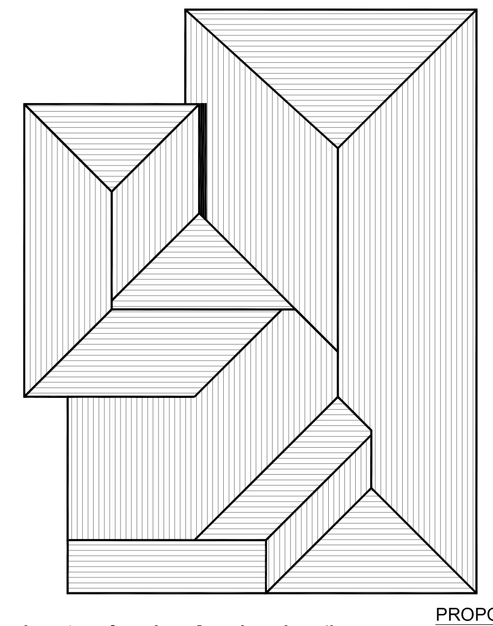

PROPOSED ROOF PLAN (1:100)

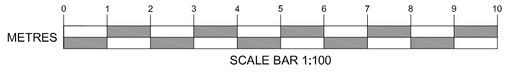

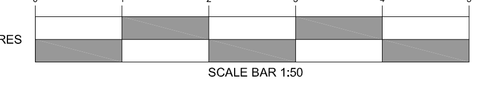

AMENDMENTS		DATE
F1	CONFIGURATION OF FIRST FLOOR EAST ELEVATION WINDOW ALTERED	21.03.2012
E1	OBSCURE GLASS REINTRODUCED TO FIRST FLOOR WINDOW, EAST ELEVATION	24.02.2012
D1	OBSCURE GLASS REMOVED FROM FIRST FLOOR WINDOW, EAST ELEVATION	14.02.2012
C1	BOUNDARY TREATMENTS ADDED TO BLOCK PLAN & EXISTING FIRST FLOOR WINDOW INCLUDED ON THE EAST ELEVATION	09.01.2012

CLIENT
MR & MRS S. APPERLEY
2 PEMBURY ROAD
HAVANT
HAMPSHIRE
PO9 2TS

PROJECT
PROPOSED EXTENSION AND ALTERATION TO
2 PEMBURY ROAD
HAVANT
HAMPSHIRE
PO9 2TS

DRAWING TITLE
PROPOSED GROUND AND FIRST FLOOR PLANS, ROOF PLAN, ELEVATIONS AND LOCATION PLAN

DATE
16.11.2011

SCALE
1:50, 1:100, 1:500 & 1:1250 @ A1

DRAWING No.
11/2PR/PM/PBR/03

REVISION
F1