This drawing is the copyright of the Architect and must not be reproduced without permission, except by the Local Planning Authority for planning purposes.

Figured dimensions to be taken in preference to scaled.
Dimensions to be checked on site before work commences.
No deviation from this drawing will be permitted without the prior written consent of the Architect.
Ground floor slabs, foundations, structure, etc., and all work below ground is shown provisionally and inspection of ground conditions is essential prior to work commencing.
Reassessment is essential when the ground conditions are apparent and redesign may be necessary in the light of soil conditions found.
The responsibility for establishing the soil and subsoil conditions rests with the Contractor.

APP/10/00113



Proposed Site & Floor Plan 1:100

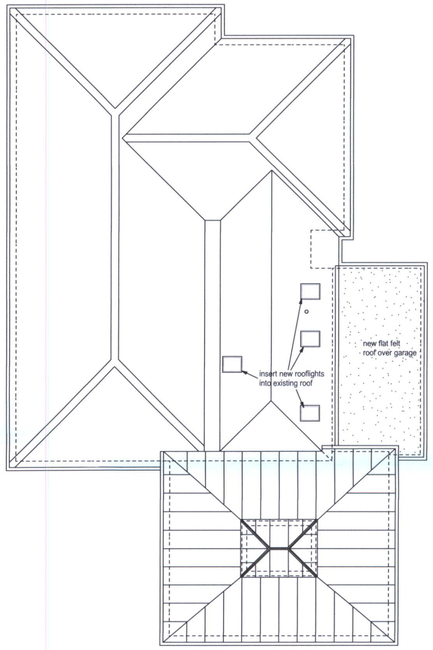

Proposed Roof Plan

SCHEDULE OF EXTERNAL MATERIALS

External Walls:

To be in textured render to match existing walls, painted with masonry paint to match.

Lower walls to be in multi-red facing bricks to match existing.

Inclined Flat Roof to Extension:

To be in single ply high performance membrane (colour grey) including welted raised seams at approx. 600mm centres to provide appearance of traditional lead sheet.

Flat Roof to Garage:

To be in high performance green mineral felt including drip over fascia at perimeter and upstand to junctions with pitched roofs.

Fascias & Gutters:

Gutters to be in white half round pattern on white PVCu fascias all to match existing. Downpipes in matchind circular white PVCu to match existing.

Windows & Single Doors:

New windows to be in white PVCu framing to match existing with sealed double glazed units. Fully glazed door to new extension to match existing french doors adjacent. Half glazed door to rear of garage.

Sliding Doors:

Sliding corner doors to new extension to be supplied in polyester powder coated aluminium in approved colour manufactered and supplied by specialist.

Garage Door:

New PVCu slatted domestic roller shutter door to approved colour supplied by specialist.

Roof Windows:

To be 'Neo' frameless pattern as supplied by The Rooflight Company complete with lead flashing.



Proposed North Elevation

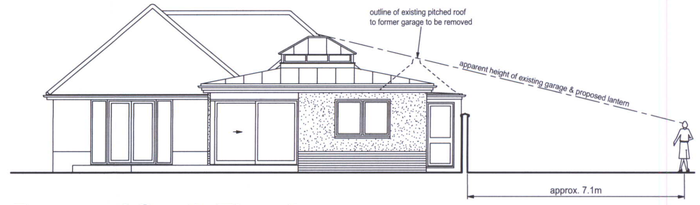

Proposed South Elevation

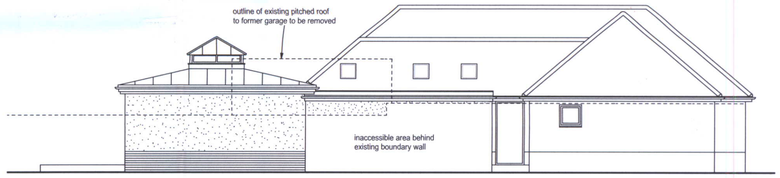

Proposed East Elevation

HAVANT BOROUGH COUNCIL
DEVELOPMENT CONTROL
18 JUN 2010
RECEIVED

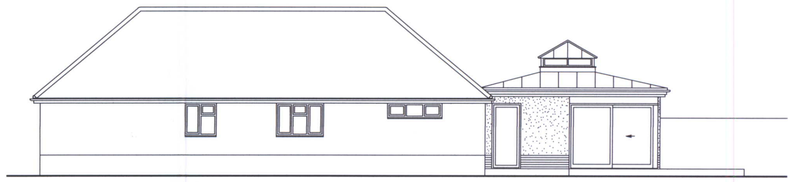

Proposed West Elevation

AMENDED

0 1 2 3 4 5m

B - Outline of existing garage roof indicated and comparison of apparent heights shown. 18-06-10
A - Pitched roof over extension replaced by inclined flat roof and central glazed lantern. 09.06.10

revisions date

drawing	drawing no. / rev.	date	scale(s)	sheet size
PROPOSED SITE & FLOOR PLAN ROOF PLAN & ELEVATIONS	21003/202 B	APR 2010	1:100	A1

client: MR. & MRS. S. THOMPSON

project: SINGLE STOREY EXTENSION TO BUNGALOW AT 5 HARBOUR ROAD, HAYLING ISLAND HAMPSHIRE PO11 0LJ

Jeffrey Douglas Chartered Architect
114 Havant Road ▪ Hayling Island ▪ Hampshire ▪ PO11 0LJ
Tel: (023) 9246 8889 ▪ E-mail: jd@jeffreydouglas.co.uk