Ordnance Survey®

OS Sitemap®




Produced 23.03.2010 from the Ordnance Survey National Geographic Database and incorporating surveyed revision available at this date. © Crown Copyright 2010.

Reproduction in whole or part is prohibited without the prior permission of Ordnance Survey.

Ordnance Survey, the OS Symbol and OS Sitemap are registered trademarks of Ordnance Survey, the national mapping agency of Great Britain.

The representation of a road, track or path is no evidence of a right of way.

The representation of features as lines is no evidence of a property boundary.

Metres
0 20 40
Scale 1:1250

Supplied by: **Dome Map Services**
Serial number: 01550300
Centre coordinates: 471774.38 106137.5

Further information can be found on the OS Sitemap Information leaflet or the Ordnance Survey web site:
www.ordnancesurvey.co.uk

Ordnance Survey®

OS Sitemap®

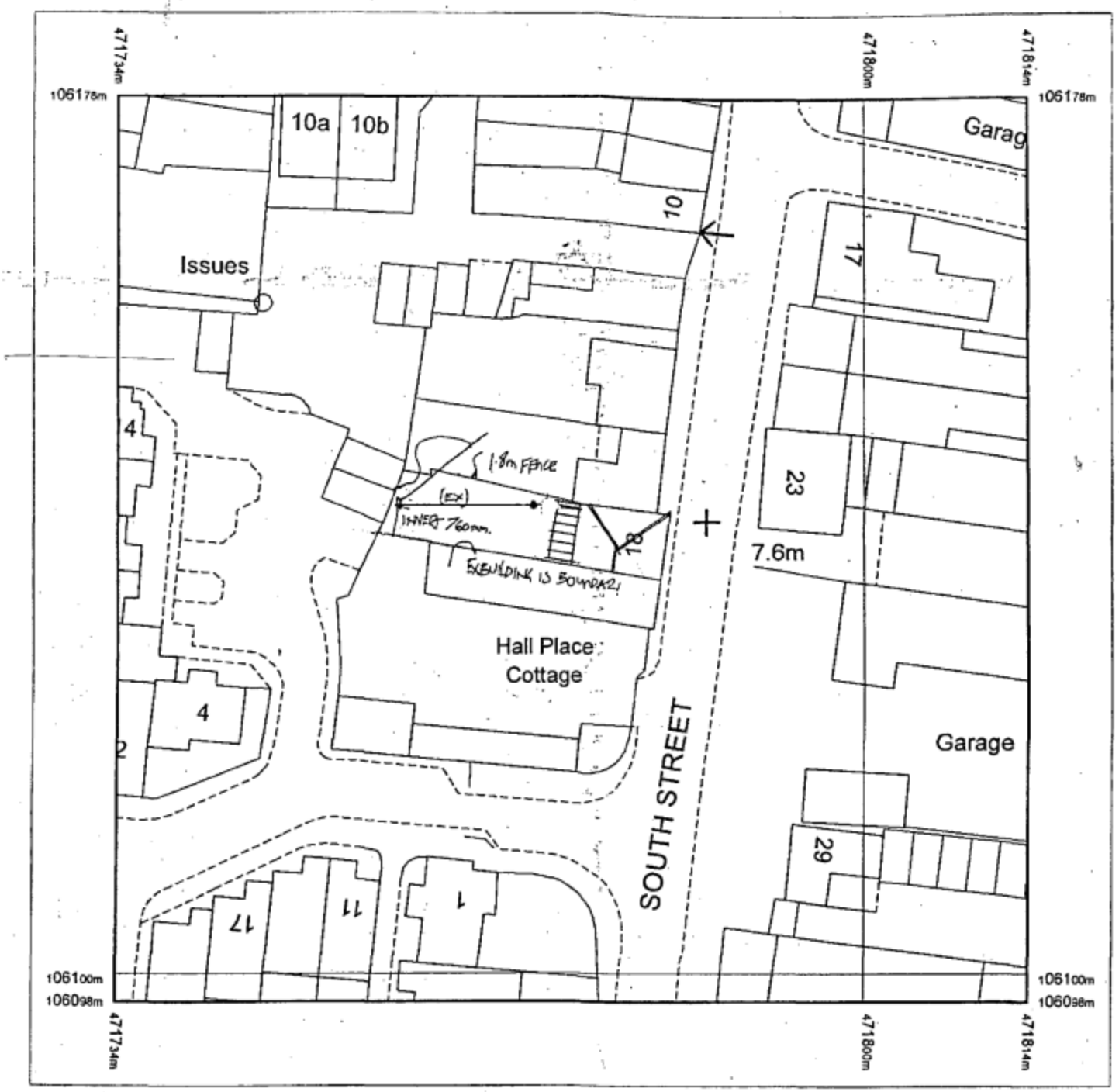


Produced 23.03.2010 from the Ordnance Survey National Geographic Database and incorporating surveyed revision available at this date. © Crown Copyright 2010.

Reproduction in whole or part is prohibited without the prior permission of Ordnance Survey.

Ordnance Survey, the OS Symbol and OS Sitemap are registered trademarks of Ordnance Survey, the national mapping agency of Great Britain.

The representation of a road, track or path is no evidence of a right of way.

The representation of features as lines is no evidence of a property boundary.

Part or all of this OS Sitemap is enlarged from mapping produced at one or more of the following scales: 1:1250, 1:2500, 1:10000.

Metres
0 5 10 15 20
Scale 1:500

Supplied by: **Dome Map Services**
Serial number: 01550200
Centre coordinates: 471774.38 106137.5

*Further information can be found on the* OS Sitemap Information leaflet or the Ordnance Survey web site:
www.ordnancesurvey.co.uk

# PROPOSED ALTERATION AND ADDITIONS TO 18, SOUTH STREET, HAVANT, HANTS. FOR MS S. McCARTHY.

WALLS 112MM FACEBRICKS TO MATCH EXTERNALLY 75MM CAVITY FILLED WITH 75MM DRITHERM PLUS 100MM CELCON SOLAR BLOCKS INTERNALLY RENDER AND SET TIE WALLS WITH APPROVED STAINLESS STEEL WALL TIES EVERY 750MM HORIZONTALLY AND 450MM VERTICALLY

CATNIC LINTELS OVER ALL NEW OPENINGS, SIZE IN ACCORDANCE WITH THE MANUFACTURERS SPAN TABLES MINIMUM 150MM END BEARINGS.

STRAP DOWN NEW ROOF AND SMALL GABLES WITH MILD STEEL ANCHORS MINIMUM CROSS SECTION 30MMX5MM AND AT 1.2M CENTRES.
CLOSE TOP OF NEW CAVITY WALLS WITH BRICKWORK.

WINDOWS TO BE SINGLE GLAZED WOODEN FRAMES WITH SECONDARY GLAZING AND TO GIVE 1/20TH OF THE FLOOR AREA AS OPENING. PROVIDE 10,000 MM SQ. TRICKLE VENTS TO ALL NEW ROOMS. ANY LOW LEVEL GLAZING TO CRITICAL AREAS IN DOORS/WINDOWS/SIDELIGHTS ETC. TO BE SAFETY GLASS TO B.S 6206

RAINWATER DISPOSAL VIA 100MM DIAMETER GUTTERS AND DOWNPIPE TO PICKUP INTO EXISTING SURFACE WATER DRAINS IF FOUND AVAILABLE TO LA APPROVAL ON SITE, ALTERNATIVELY TO NEW SOAKAWAYS MIN 5M FROM ANY BUILDING AND MIN 1M/3

PROVIDE MECHANICAL VENTILATION TO NEW KITCHEN AND WC DUCTED TO THE EXTERNAL AIR MINIMUM CAPACITY 60 LITRES/SEC NOTE WC TO BE LINKED TO LIGHT SWITCH WITH OVERRUN FACILITY, 10MM GAP UNDER DOOR..

NEW DRAINS TO BE 100MM APPROVED PLASTIC LAID 1.40 BEDDED AND SURROUNDED IN 150MM PEASHINGLE HAUNCH IN 150MM CONCRETE UNDER BUILDING PROTECT WITH LINTELS THRO FOUNDATIONS.

NEW STUDWORK WALLS TO BE BUILT OFF DOUBLE JOISTS WHERE APPROPRIATE AND TO BE WELL BRACED 100MMX50MM TIMBER WITH TWO LAYERS 12.5MM PLASTERBOARD AND SET BOTH SIDES INSERT 100MM GLASS WOOL BATTS MIN DENSITY 10KG/M3.

date march 2010

scale 1·50

NOTE ENDS OF RAFTERS TO BE SECURELY FIXED AT HOUSE WALLTO PREVENT ROOF SPREAD AND TO BE AGREED WITH LA BUILDING CONTROL PRIOR TO COMMENCEMENT OF ANY WORK ON SITE.

ROOF TYVEK BREATHABLE FELT/BATTENS AND SLATES TO LA APPROVAL ON 125X50MM RAFTERS AT 400MM CENTRES .INSULATE WITH 90MM CELOTEX TUFF R BETWEEN RAFTERS AND 45MM OVER THEN 9.5MM PLASTERBOARD AND SET. INSULATE SIDES AND DECK WHERE ROOF TAKEN PAST EXISTING WINDOWS.

NOTE USE ONDUTILE UNDER SHEETING UNDER SLATES.

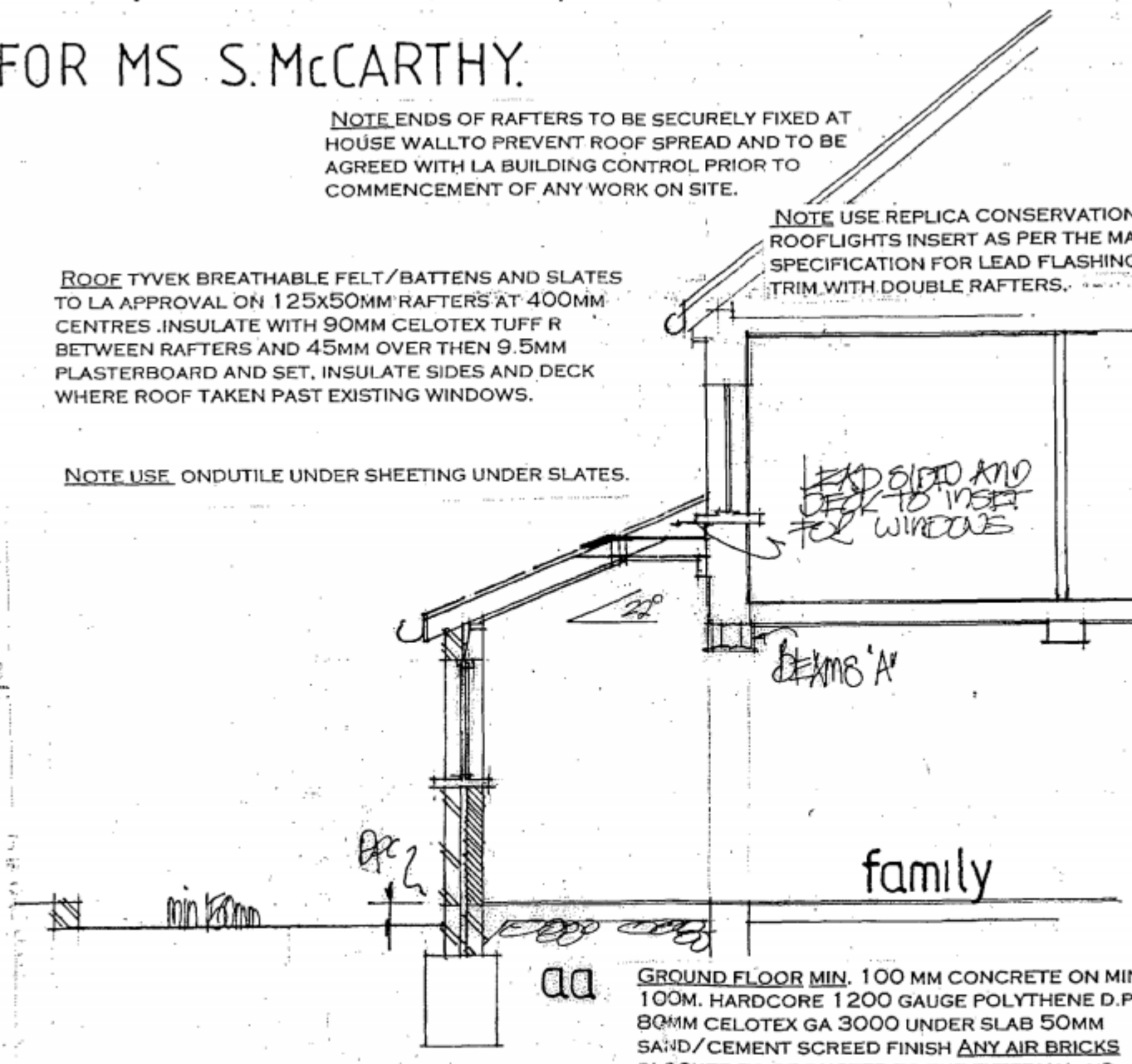


NOTE USE REPLICA CONSERVATION STYLE ROOFLIGHTS INSERT AS PER THE MANUFACTURERS SPECIFICATION FOR LEAD FLASHINGS SOAKERS ETC TRIM WITH DOUBLE RAFTERS.

GROUND FLOOR MIN. 100 MM CONCRETE ON MIN. 100M. HARDCORE 1200 GAUGE POLYTHENE D.P.M 80MM CELOTEX GA 3000 UNDER SLAB 50MM SAND/CEMENT SCREED FINISH ANY AIR BRICKS BLOCKED TO BE DUCTED TO THE EXTERNAL AIR

FOUNDATIONS TO BE MINIMUM 1 M. DEEP TO LOCAL AUTHORITY APPROVAL TO SUIT SITE CONDITIONS. USE ONLY CLASS A CONCRETE BLOCKS BELOW GROUND LEVEL. FOUNDATIONS ALSO TO COMPLY WITH NHBC PRACTICE NOTE WITH REGARD TO ANY TREES.
NOTE TRENCH FILL FOUNDATIONS.

REPOSITION EXISTING SOIL VENT PIPE AS SHOWN ADJUST ALL EXISTING FITTINGS TO BS 5572. NEW STACK TO TERMINATE MINIMUM 900MM ABOVE THE NEAREST OPENING WINDOW PROVIDE RODDING ACCESS AT THE BASE ADJUST DRAINS TO SUIT.

AMENDED JULY 10'

A PARTY WALL AGREEMENT IS TO BE OBTAINED WITH THE ADJACENT OWNERS IN WRITING PRIOR TO THE COMMENCEMENT OF ANY WORK ON SITE FOR THE EXCAVATION OF THE NEW FOUNDATIONS WITHIN 3M.

A CAVITY TRAY/LEAD FLASHING IS REQUIRED AT THE JUNCTION OF THE NEW ROOF AND THE EXISTING HOUSE WALLS IF FOUND TO BE OF CAVITY CONSTRUCTION

NOTE CHECK ALL MEASUREMENTS ON SITE PRIOR TO THE COMMENCEMENT OF WORK.

NEW WALLS BONDED TO THE EXISTING AND CAVITIES MAINTAINED CONTINUOUS WHERE POSSIBLE, CLOSE ALL REVEALS WITH VERTICAL DPC AND INSULATED CAVITY

PROVIDE SMOKE DETECTORS TO BOTH FLOORS MAINS OPERATED AND INTERLINKED WITH BATTERY BACKUP.

ELECTRICAL INSTALLATION BY APPROVED CERTIFICATED ELECTRICIAN TO COMPLY WITH APPROVED DOCUMENT P.
CERTIFICATE TO BE ISSUED ON COMPLETION OF WORK.
BY COMPETENT APPROVED CERTIFICATED ELECTRICIAN
USE ENERGY EFFICIENT LIGHT BULBS AND FITTINGS.

SEE ENGINEERS CALCULATIONS AND DETAILS FOR NEW STEEL BEAMS/PADSTONES/BOLTING DETAILS AND FOUNDATIONS.
ENCASE NEW BEAMS IN TWO LAYERS 9.5MM PLASTERBOARD AND SET FIXED STAGGERED JOINT.

PETER J. WALKER MRICS
CHARTERED SURVEYOR
182 SEAFRONT, HAYLING ISLAND, HANTS
PO11 9 AN

TEL: 02392 467571

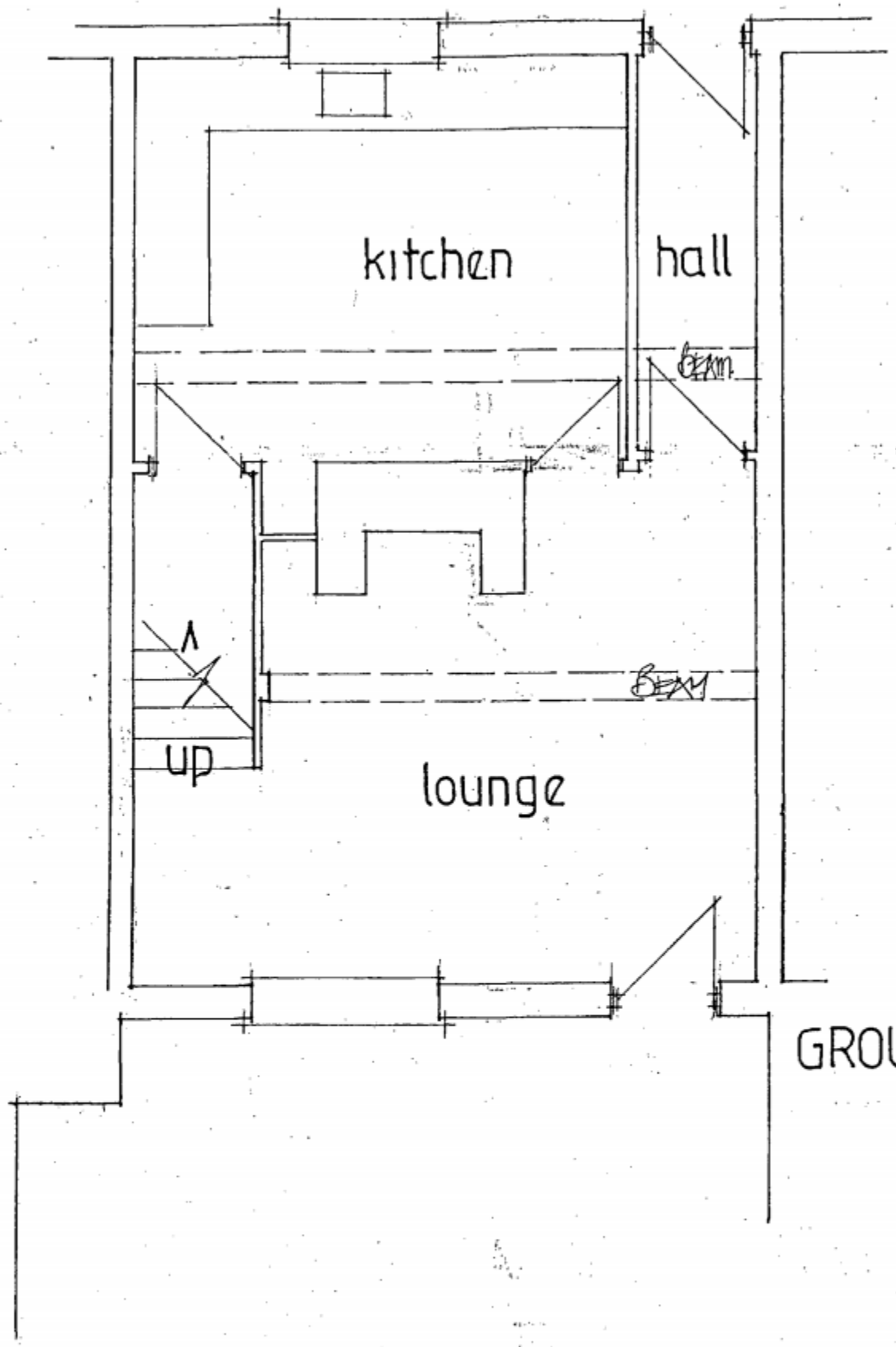


GROUND

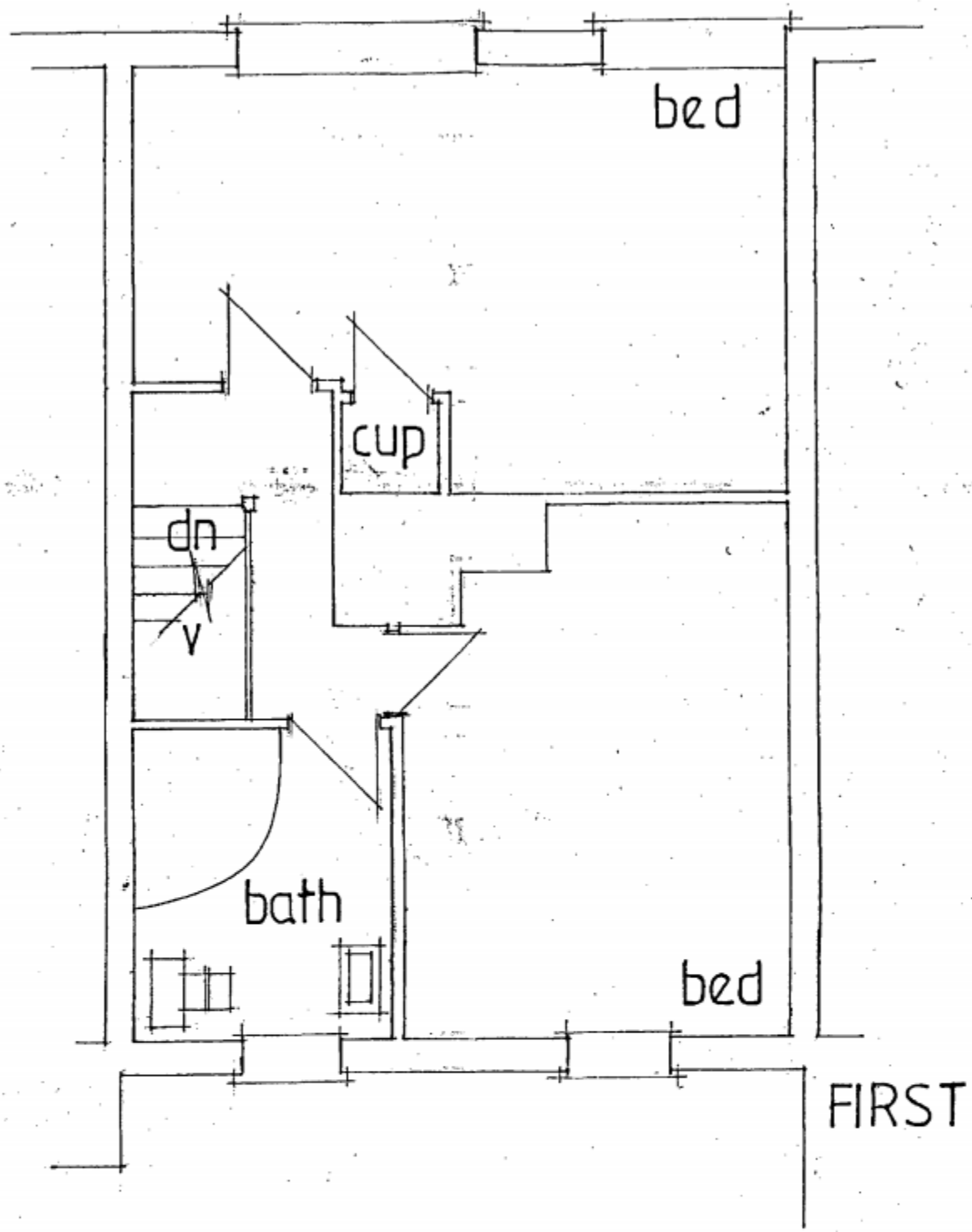


FIRST

# PROPOSED ALTERATION AND ADDITIONS TO 18, SOUTH STREET, HAVANT, HANTS.

FOR MS S. McCARTHY.

EXISTING LAYOUTS

date mar 2010
scale 1·50

PETER J. WALKER MRICS
CHARTERED SURVEYOR
182 SEAFRONT, HAYLING ISLAND, HANTS
PO11 9 AN

TEL: 02392 467571

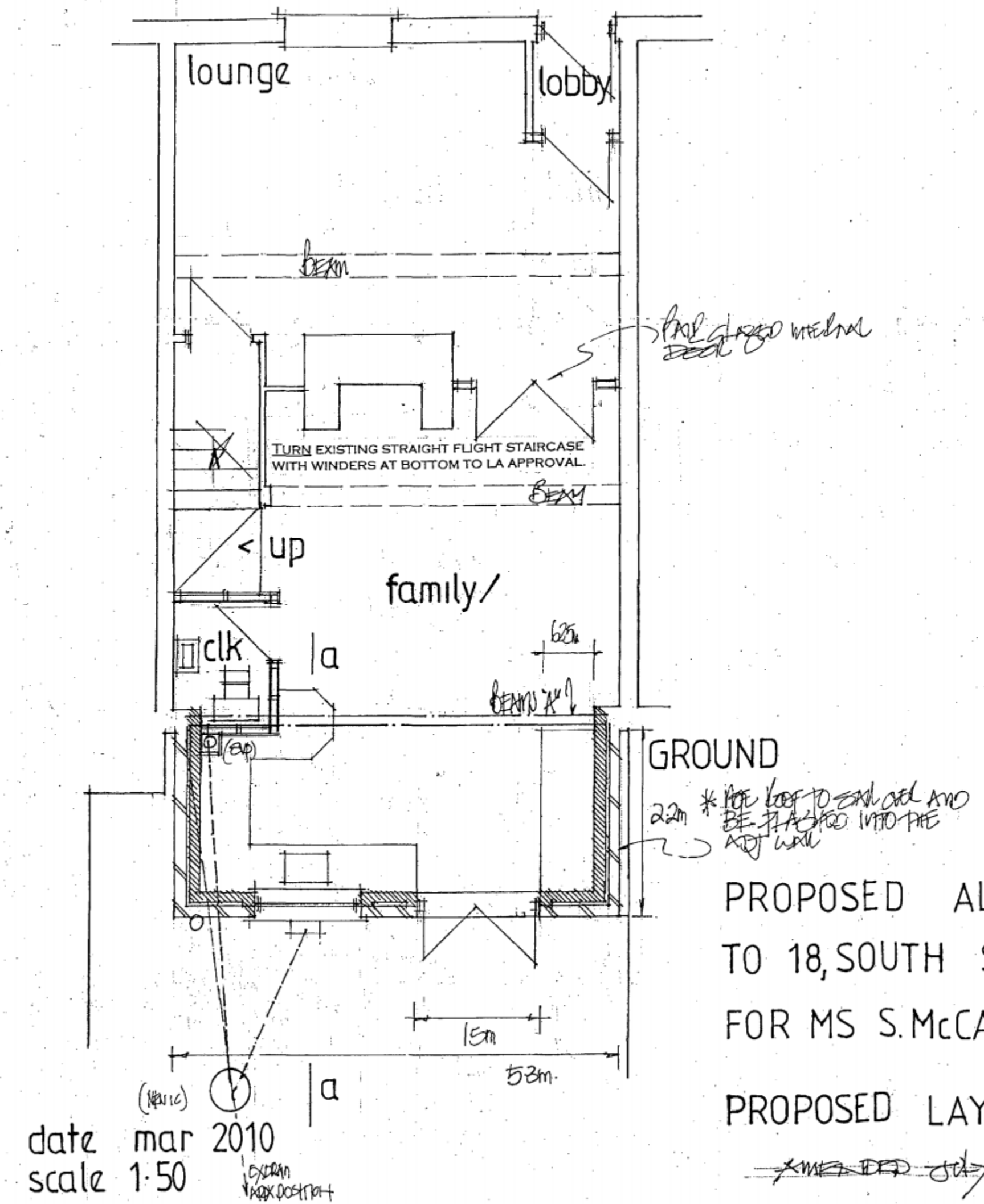


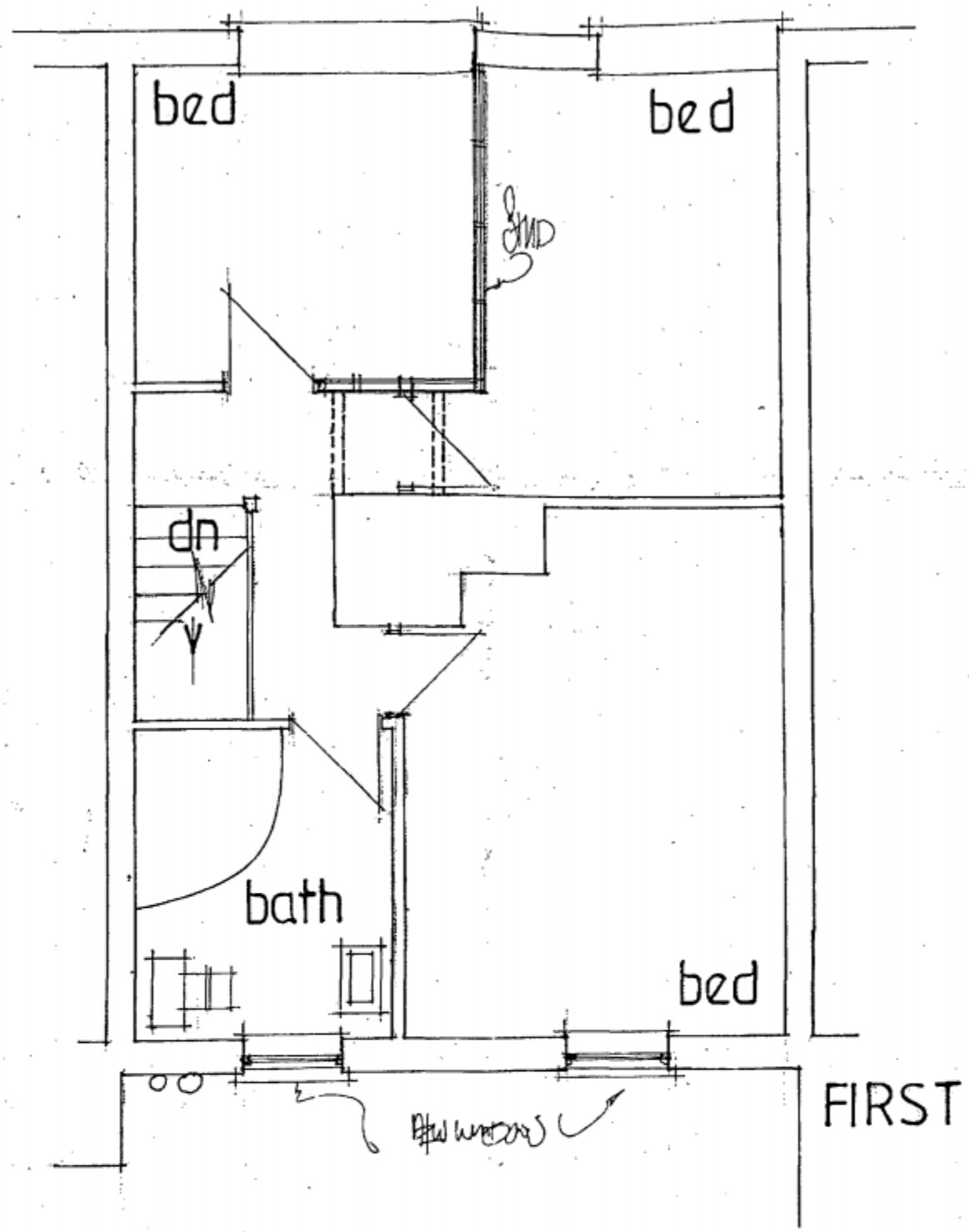


date mar 2010
scale 1:50

PROPOSED ALTERATION AND ADDITIONS
TO 18, SOUTH STREET, HAVANT, HANTS.
FOR MS S. McCARTHY.

PROPOSED LAYOUTS

~~AMENDED JULY 10'~~

PETER J. WALKER MRICS
CHARTERED SURVEYOR
182 SEAFRONT, HAYLING ISLAND, HANTS
PO11 9 AN

TEL: 02392 467571

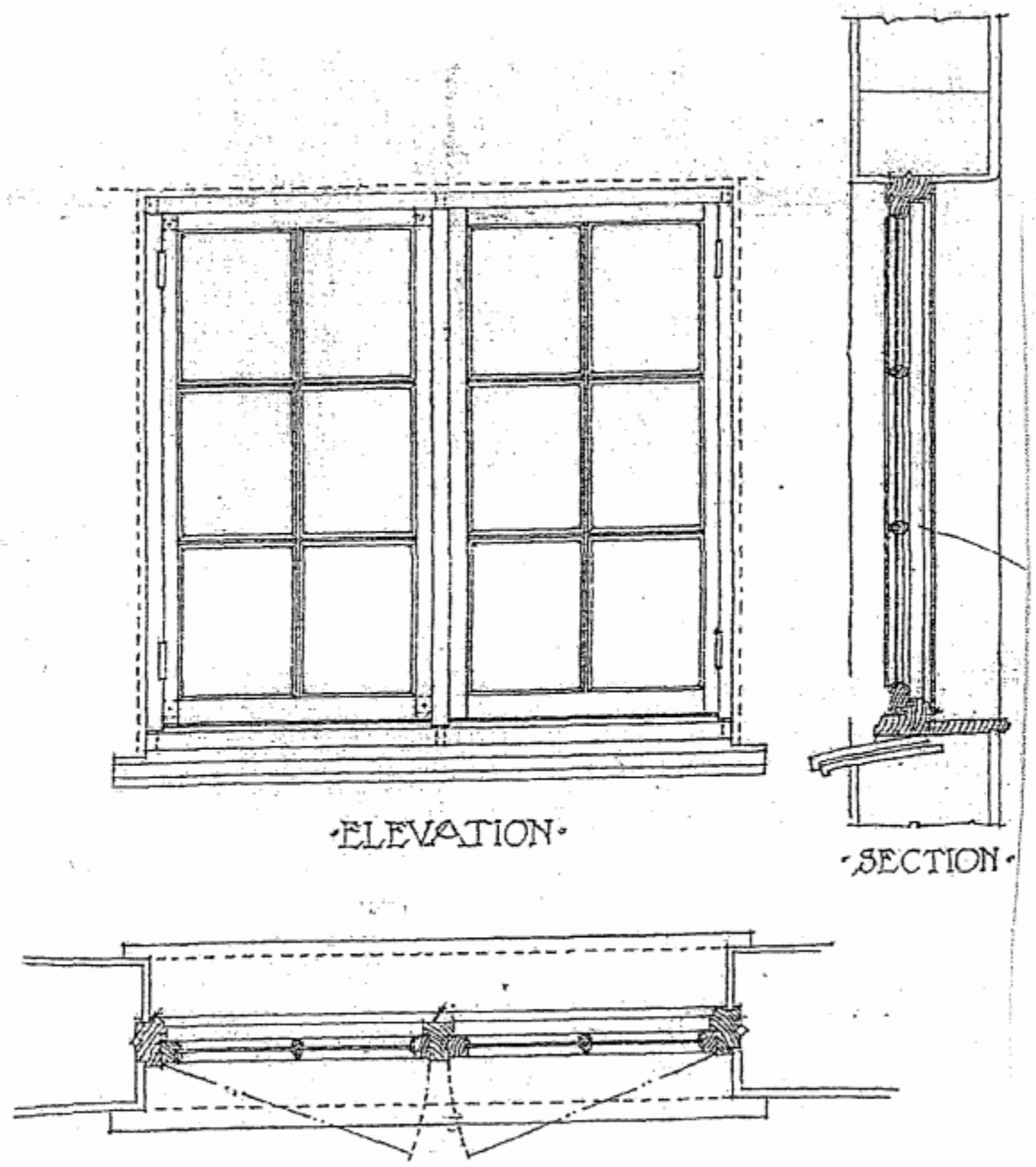


*the* Rooflight Company



improve your quality of *light*...

*the* Replica Rooflight™

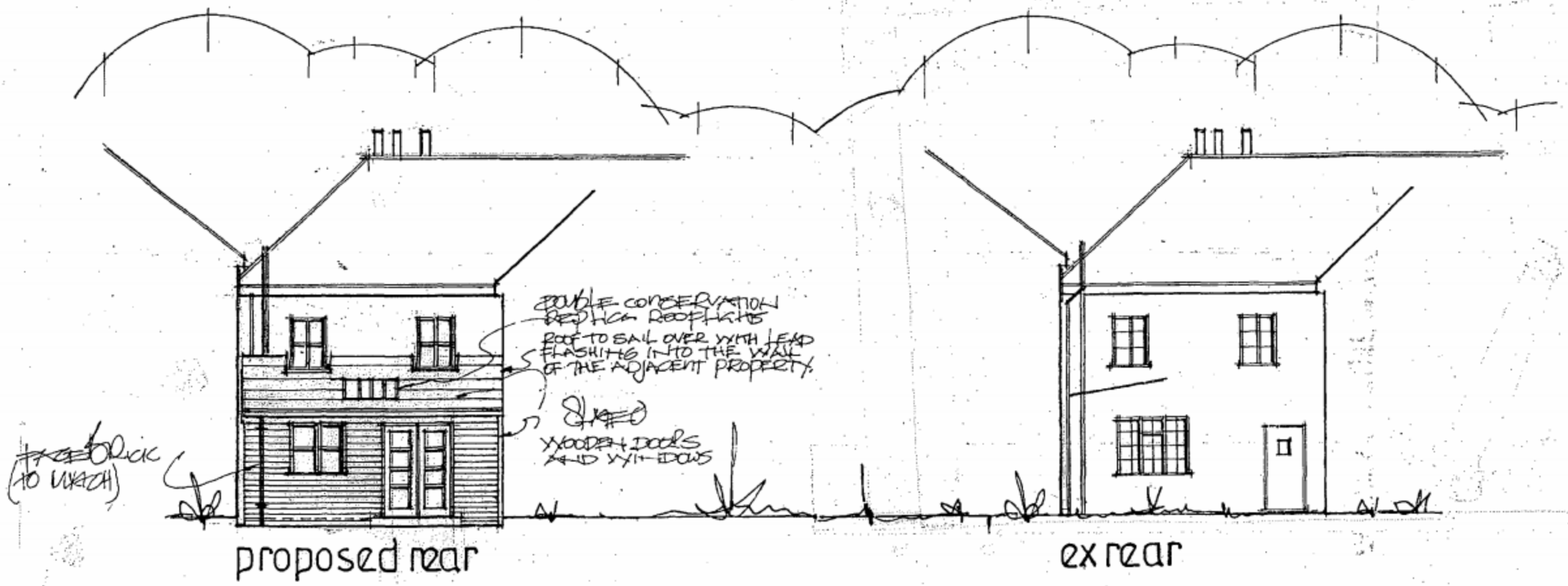


proposed rear

ex rear

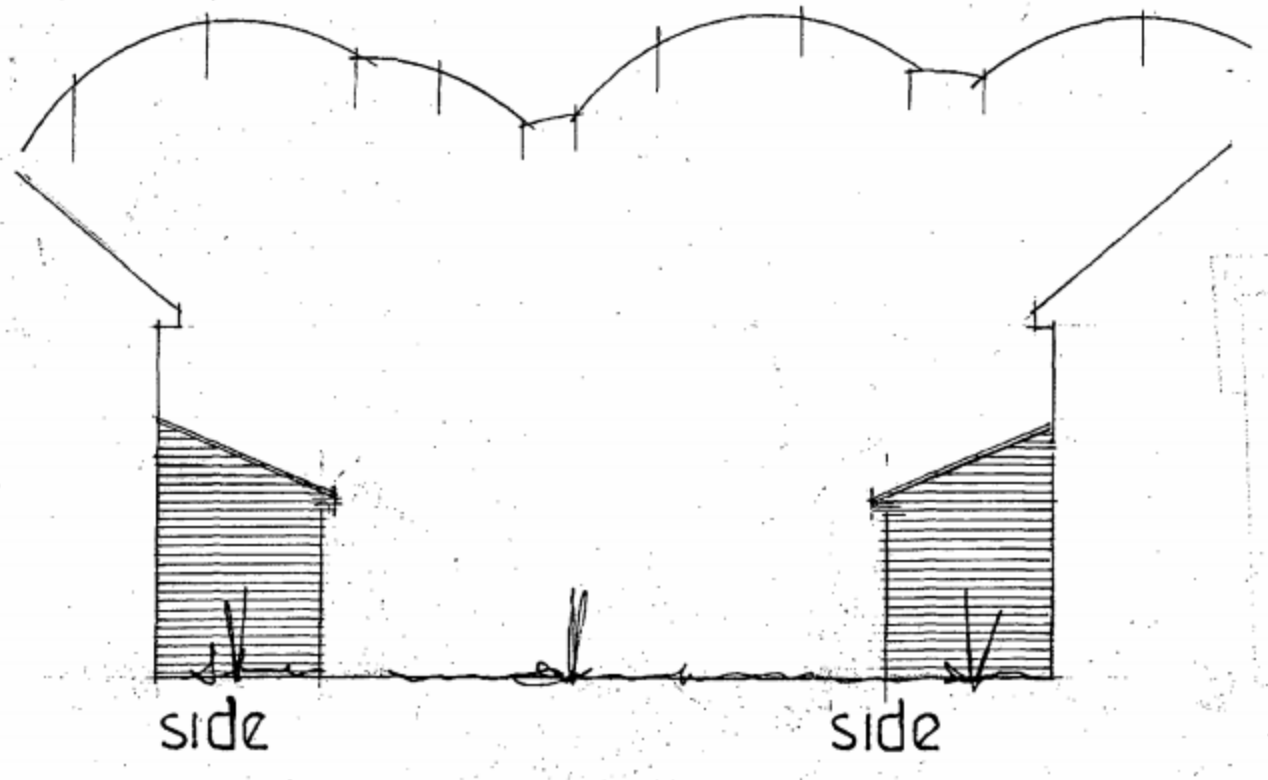

side

side

date mar 2010

scale 1:100

AMENDED July 10'

# PROPOSED ALTERATION AND ADDITIONS TO 18, SOUTH STREET, HAVANT, HANTS.

FOR MS. S. McCARTHY.

PETER J. WALKER MRICS
CHARTERED SURVEYOR
182 SEAFRONT, HAYLING ISLAND, HANTS
PO11 9 AN

TEL: 02392 467571

# Installation Details for *the* Replica Rooflight™

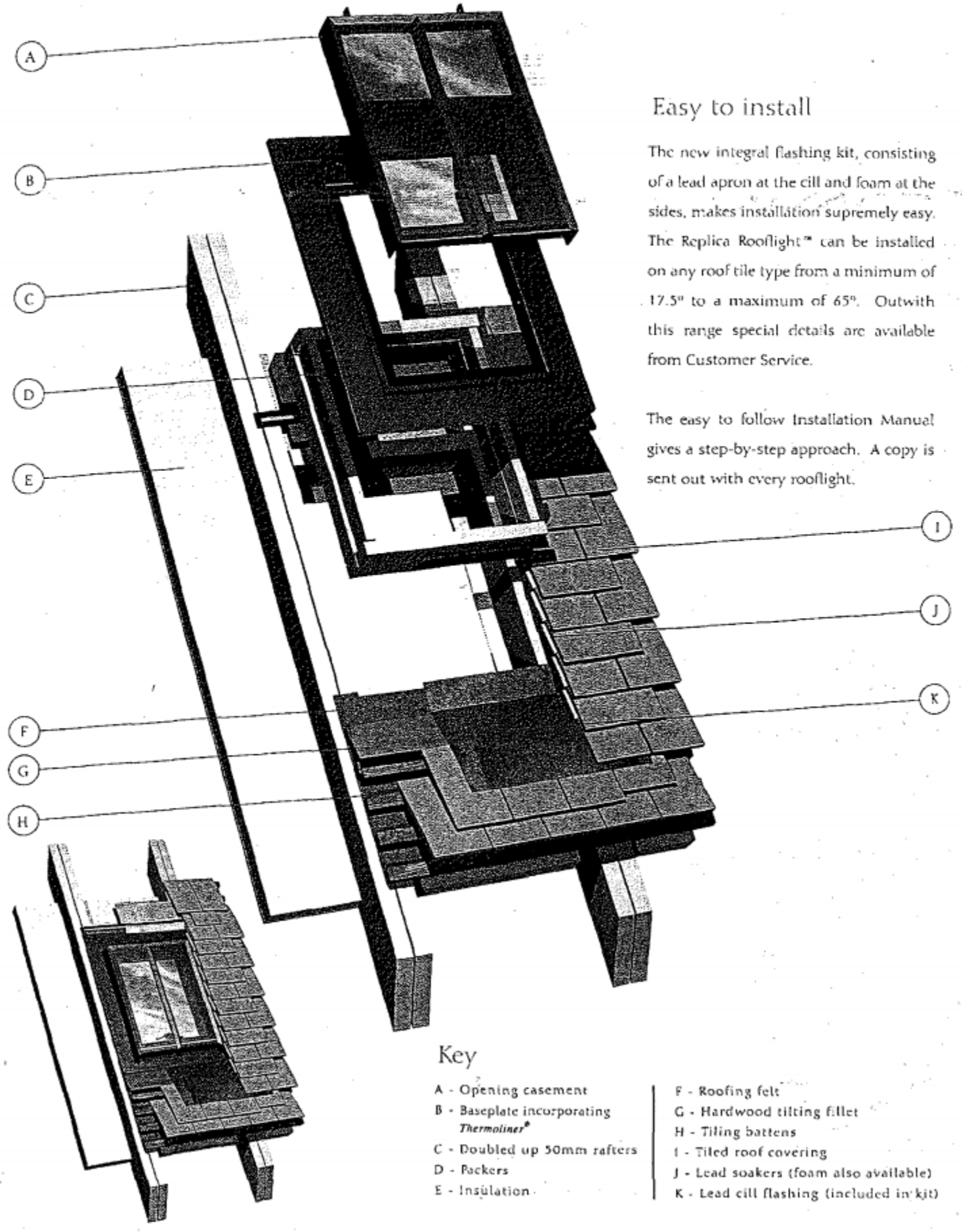


## Easy to install

The new integral flashing kit, consisting of a lead apron at the cill and foam at the sides, makes installation supremely easy. The Replica Rooflight™ can be installed on any roof tile type from a minimum of 17.5° to a maximum of 65°. Outwith this range special details are available from Customer Service.

The easy to follow Installation Manual gives a step-by-step approach. A copy is sent out with every rooflight.

## Key

A - Opening casement
B - Baseplate incorporating *Thermoliner®*
C - Doubled up 50mm rafters
D - Packers
E - Insulation
F - Roofing felt
G - Hardwood tilting fillet
H - Tiling battens
I - Tiled roof covering
J - Lead soakers (foam also available)
K - Lead cill flashing (included in kit)



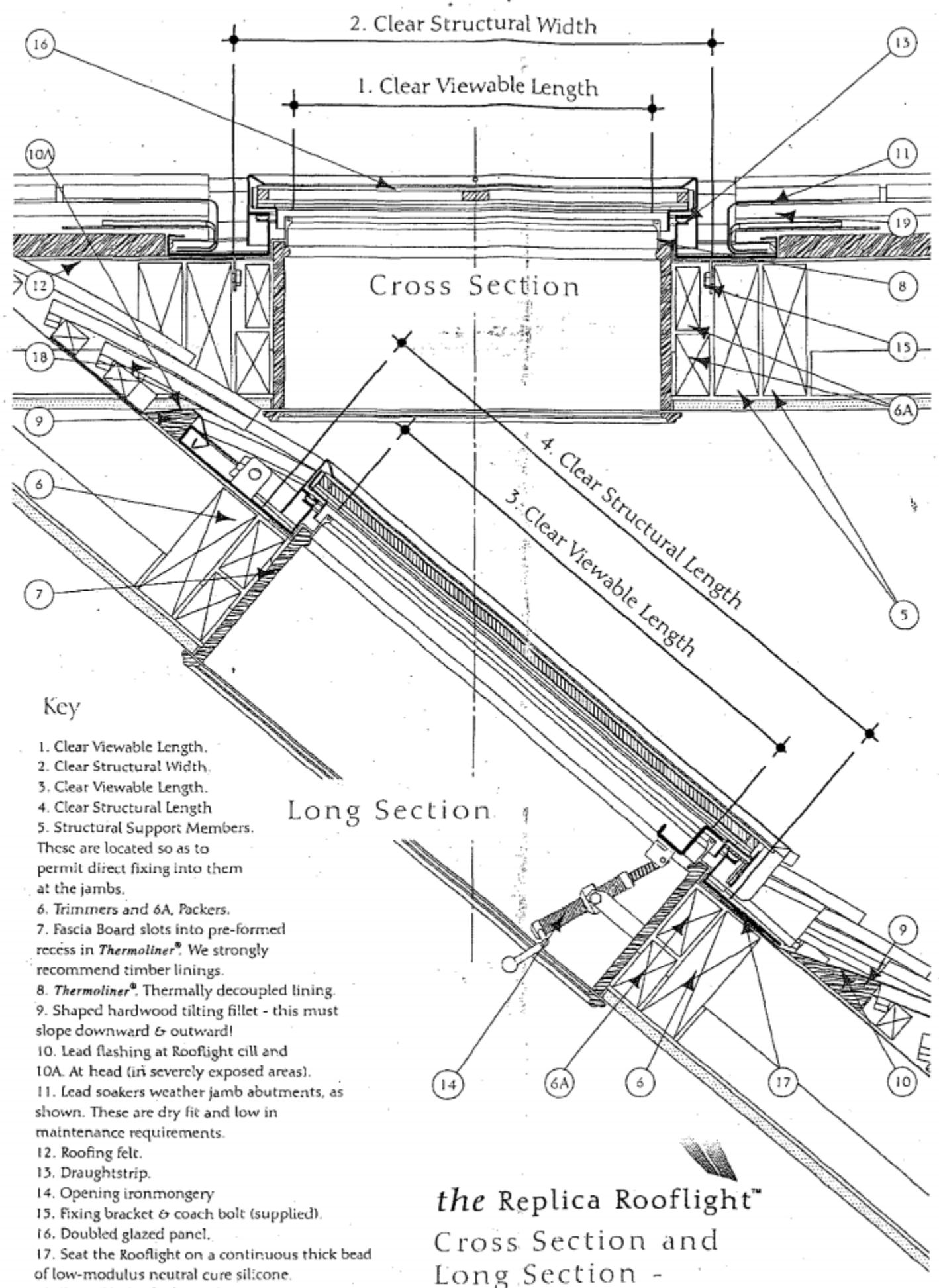


## Key

1. Clear Viewable Length.
2. Clear Structural Width.
3. Clear Viewable Length.
4. Clear Structural Length
5. Structural Support Members. These are located so as to permit direct fixing into them at the jambs.
6. Trimmers and 6A, Packers.
7. Fascia Board slots into pre-formed recess in *Thermoliner®*. We strongly recommend timber linings.
8. *Thermoliner®*. Thermally decoupled lining.
9. Shaped hardwood tilting fillet - this must slope downward & outward!
10. Lead flashing at Rooflight cill and 10A. At head (in severely exposed areas).
11. Lead soakers weather jamb abutments, as shown. These are dry fit and low in maintenance requirements.
12. Roofing felt.
13. Draughtstrip.
14. Opening ironmongery
15. Fixing bracket & coach bolt (supplied).
16. Doubled glazed panel.
17. Seat the Rooflight on a continuous thick bead of low-modulus neutral cure silicone.
18. Eaves/Undercloaking tile.
19. Jamb tiles may require cutting to course and fit.

*the* Replica Rooflight™
Cross Section and Long Section - Clay tile roof covering

Note: Designers are advised to check their own details for compliance with all applicable Local Authority by-laws, Acts of Parliament and British Standards Codes of Practice.