PERMIT

EXISTING ELEVATIONS
SCALE 1 : 100



SOUTH ELEVATION

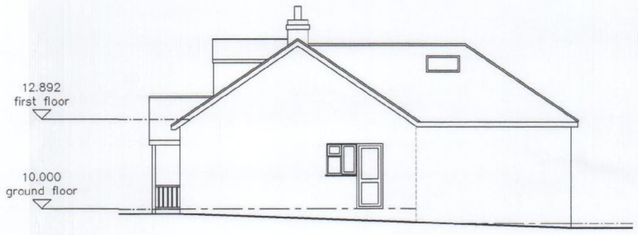

WEST ELEVATION



NORTH ELEVATION

concrete interlocking roof tiles

rendered elevations

pvc-u window & door units

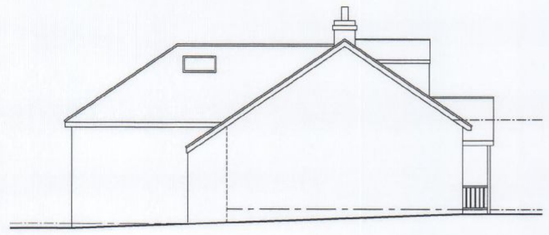

EAST ELEVATION

KEY:
- Blockwork
- External brickwork
- Timber/metal framed stud walling
- (X) Mains Powered Extract Fan
- (SD) Mains Powered interconnecting smoke detectors
- SVP Soil & vent pipe
- SS Stub stack
- RWP Rain water pipe

LEVEL RESULTS:

Lett/No	Reduced Lvl	Comments:
P1 (TBM)	10.000m	Hall FFL
P2	9.850m	G/L adjacent front corner of house
P3	9.850m	G/L adjacent front corner of house
P4	9.530m	FFL living room
P5	9.380m	G/L adjacent rear corner of house
P6	9.380m	G/L adjacent rear corner of house

EXISTING FLOOR LAYOUTS
SCALE 1 : 50

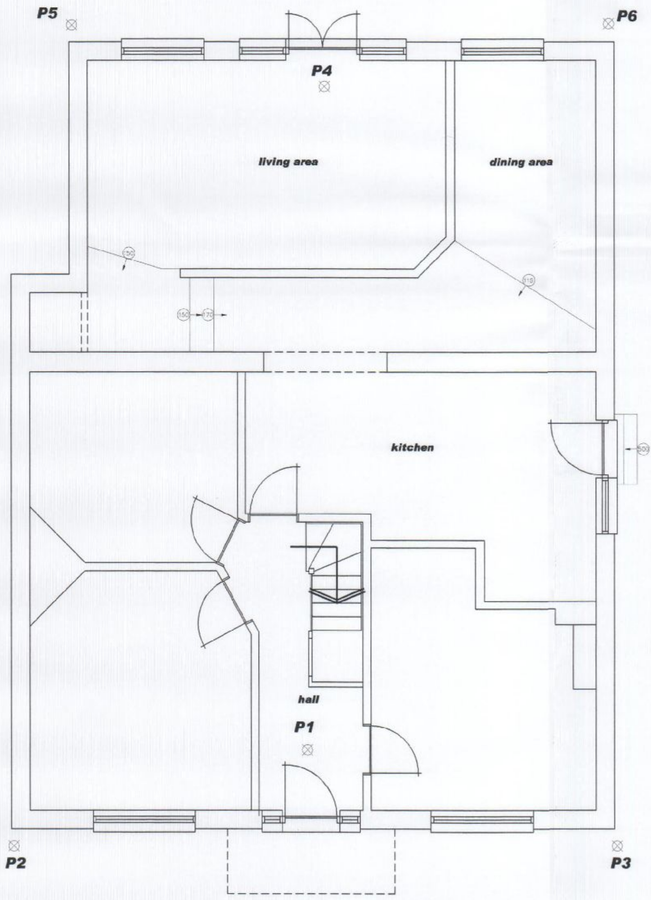

GROUND FLOOR LAYOUT

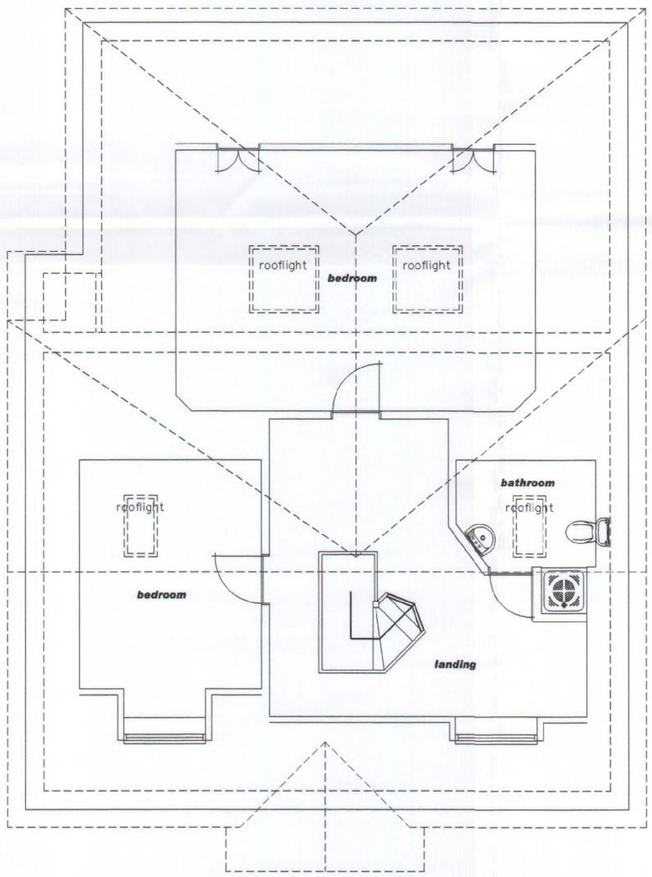

FIRST FLOOR LAYOUT

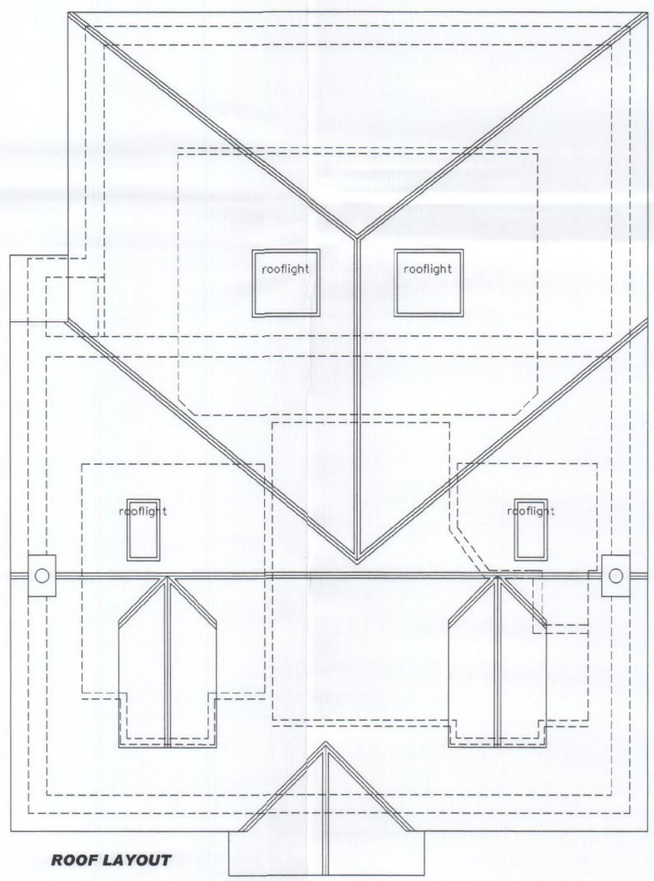

ROOF LAYOUT

NOTES:
The design and construction of this project shall be in accordance with the current Building Regulations & NHBC Standards. These notes & drawings have been prepared soley for the purpose of Planning & Building Regulator approval.

Do not scale from this drawing unless for Planning purposes. All dimensions to be checked on-site and any alterations to be approved by the Architect and/or client prior to any work commencing.

Ordnance Survey Licence No: 100047591

This drawing to be copyright and to be read in conjunction with all other drawings

AMENDMENTS:

Rev A: Chimney stack & staircase added – 03/06/11
Rev B: Chimney stack added to roof layout, general notes added – 08/06/11

KEY:

Scale in Metres 1:50
0 1 2 3 4 5

Scale in Metres 1:100
0 1 2 3 4 5 10

CLIENT NAME & ADDRESS
Miss Z Stephens & Mr M Trueman
1A Lawrence Ave
Waterlooville
PO8 8TT

PROJECT ADDRESS
1A Lawrence Ave
Waterlooville
PO8 8TT

DRAWING DETAILS
PLANNING DRAWING
Existing Floor, Roof Layout & Elevations

PROJECT No	DWG No	REV No
732	1	B
SCALE 1:50, 1:100 @ A1	DRAWN BWH	CHKD

B. H.
ARCHITECTURE Ltd
Heath Cottage
Newlands Lane
Purbrook
Waterlooville
Hants
PO7 5SQ
Tel: 023 9223 2322
Mob: 07747 771808
E-mail:bernard@bernardharding.com