PERMIT

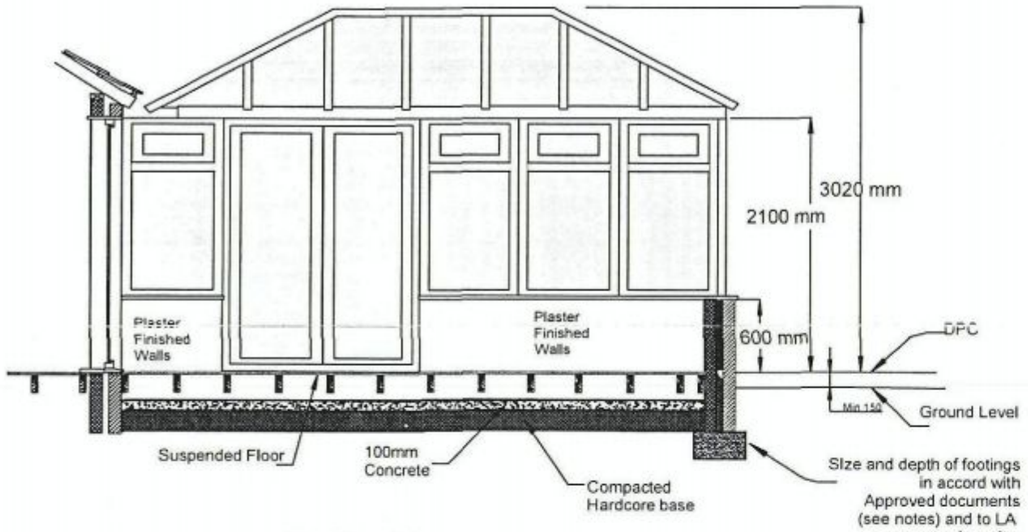

Section AA

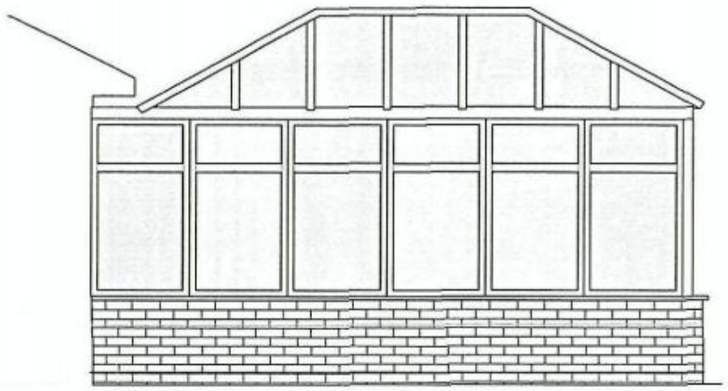

Detail of South East Elevation

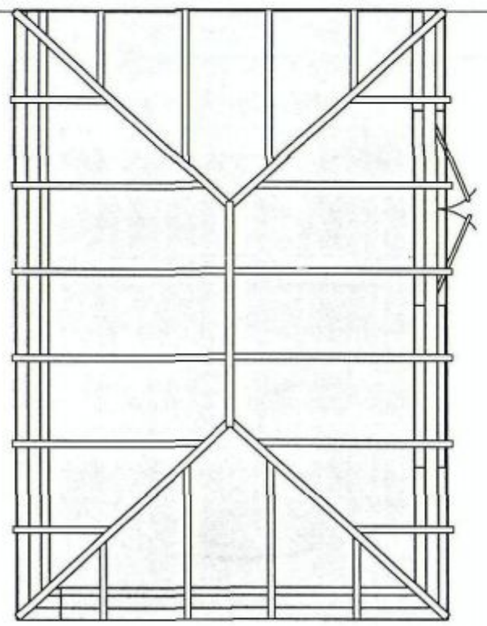

Rainwater outlets to be linked into existing soakaway.

Roof Plan

Notes

1 - Roof to be Glass

2 - Windows double glazed with low emissivity glazing. All in accord with BR App Doc Part N. Trickle vents in compliance with App Doc BR Part F (+ Ammendments) 8,000mm2 to habitable rooms, 4,000mm2 to kitchen, bath & WC.

All areas under 800mm from FFL, all door glazing, all areas below 1500mm from FFL and within 300mm of doors to be glazed with safety glass.

3 - Roof - Aluminium & PVCu

4 - Roof & Window Frames - White finish

5 - Footings - All to be to LA Onsite approval.

6 - Floor -Suspended timber floor with concrete oversight

7 - Any existing air-bricks ducted through new floor.

8 - All internal conservatory walls to be plaster finish.

9 - Approximate int.volume of conservatory - 43.5 cu.m.

10 - Approximate floor area of conservatory - 14.49 sq. m.

11 - Brickwork - Cavity wall constructed with 50mm cavity, filled with 50 mm insulation. Blockwork to be with Thermalite blocks or similar and approved. External faces to be in Faced brick to match existing brickwork.

B.O.H. PERMIT

APP/10/00273

30 JUN 2010 RECEIVED

AMENDED

Revisions: Depth of Conservatory ammended to 5m.

Site:	Details
Mr & Mrs R. Lewis 59 Woodlands Ave Emsworth PO10 7QB	Elevation: South East Elevation Roof Plan Section A-A

Job No. / Drwg No.	Reference	Scale	Date
06/136bwl / 136/03a	Lewis Emsworth	1:50 @A3	June 2010

THIS PLAN IS TO BE USED SOLELY FOR THE PURPOSE OF PLANNING PERMISSION AND DOES NOT TAKE INTO ACCOUNT DRAINAGE FLUE OR VENTILATION OUTLETS. THE BUILDER SHOULD SATISFY HIMSELF FULLY REGARDING THESE ELEMENTS BEFORE COMMENCEMENT OF WORK. ALL DIMENSIONS ON SITE SUPERCEDE THOSE SHOWN ON THE PLANS