GENERAL NOTES

PERMIT



existing ground floor plan and site plan scale 1:100

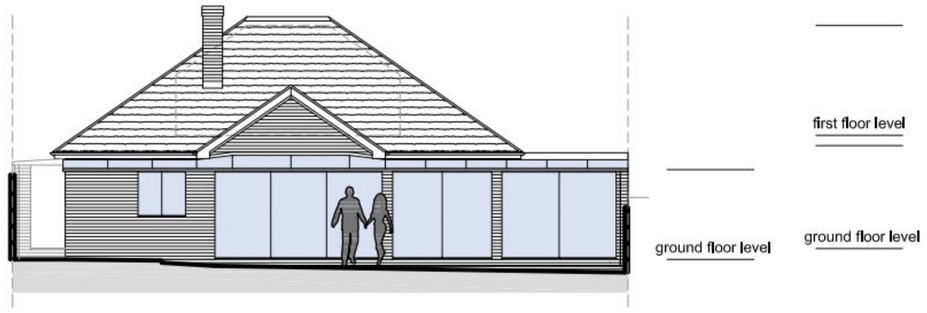

existing west elevation scale 1:100

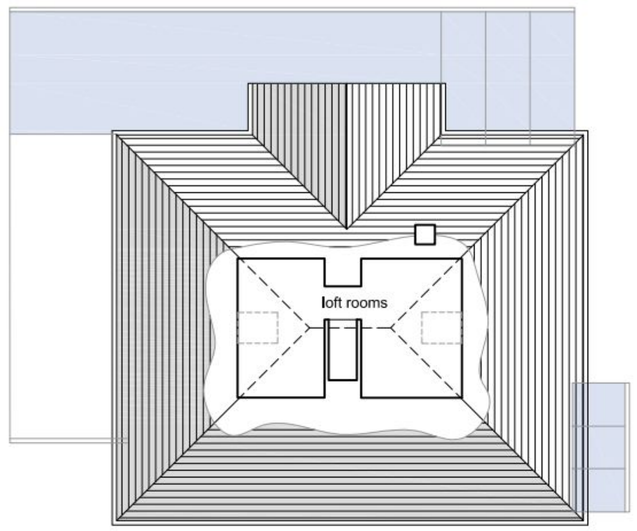

existing loft floor plan/roof plan overlay scale 1:100



existing east elevation scale 1:100

Spring Vale

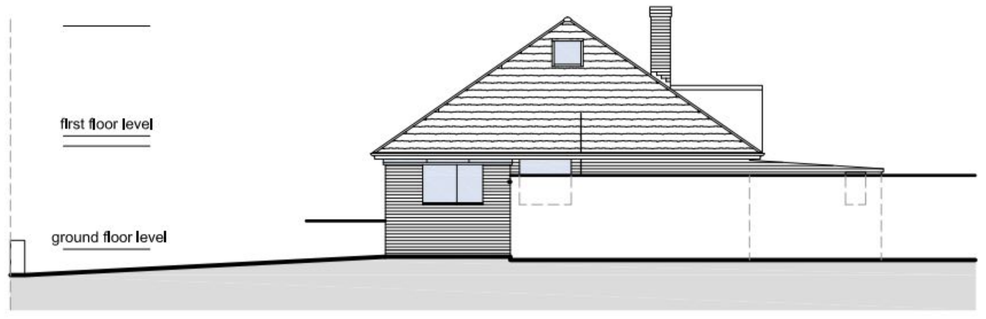

existing north elevation scale 1:100

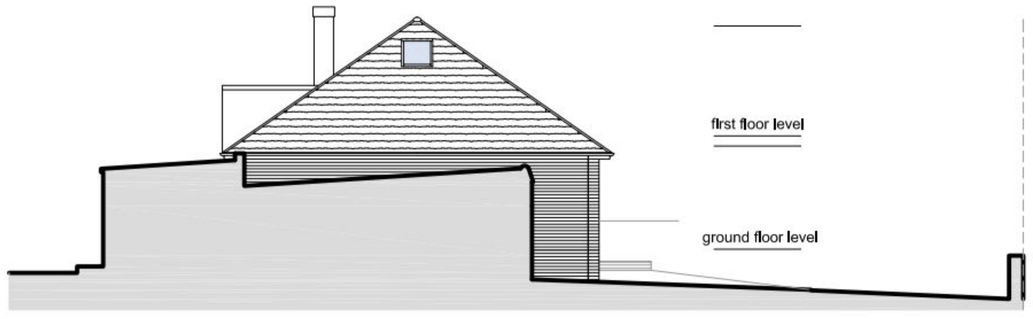

existing south elevation scale 1:100

GENERAL NOTES

THIS DRAWING INCLUDING NOTES HAS BEEN PREPARED AND PRODUCED FOR THE CLIENT NAMED BELOW FOR THE PROJECT DETAILED AND SOLELY FOR THE PURPOSES INDICATED BELOW AND IS NOT INTENDED FOR USE BY ANY OTHER PERSON OR FOR ANY OTHER PURPOSE.

- ☐ FOR PRELIMINARY DISCUSSIONS.
- ■ FOR SUBMISSION AS PART OF A PLANNING APPLICATION.
- ☐ FOR SUBMISSION AS PART OF A BUILDING REGULATION APPLICATION.
- ☐ FOR PRODUCTION INFORMATION.
- ☐ FOR TENDER ACTION.
- ☐ FOR CONTRACT DOCUMENTATION AND ON SITE USE.

THIS DRAWING IS THE COPYRIGHT OF THE PRACTICE AND THE REPRODUCTION OR USE OF ANY PART WITHOUT PRIOR WRITTEN CONSENT FROM THIS OFFICE IS A VIOLATION OF APPLICABLE LAWS.

CONTRACTOR TO CHECK AND VERIFY ALL LEVELS, DATUMS AND DIMENSIONS ON SITE AND SHALL REPORT ANY DISCREPANCIES OR OMISSIONS TO THIS OFFICE PRIOR TO COMMENCEMENT OF WORK AND DURING CONSTRUCTION PHASE.

THIS DRAWING IS TO BE READ AND UNDERSTOOD IN CONJUNCTION WITH STRUCTURAL, MECHANICAL, ELECTRICAL AND / OR ANY OTHER CONSULTANTS DOCUMENTATION AS MAY BE APPLICABLE TO THE PROJECT PRIOR TO THE COMMENCEMENT OF WORK AND IT'S DURATION.

ONLY THE ORIGINAL DRAWING SHOULD BE RELIED ON. PLANS ARE LIABLE TO DISTORTION IN TRANSMISSION TO THE WEB.

DO NOT SCALE OFF THIS DRAWING IN ANY EVENT EXCEPT FOR PLANNING APPLICATION PURPOSES. FIGURED DIMENSIONS MUST BE USED IF IN DOUBT CONTACT THIS OFFICE.

LEGEND

- Existing walls
- New external walls
- New non-loadbearing internal walls
- New loadbearing masonry internal walls
- New loadbearing timber internal walls
- SVP: Soil and vent pipe
- RWP: Rainwater downpipe/Gully hopper
- Existing foulwater drainage
- New foulwater drainage
- Existing surfacewater drainage
- New surfacewater drainage
- + 9.850 New levels
- + 9.646 Existing levels
- OSD / ID / HA **Optical smoke detector:** Hallway, **Ionisation detector:** Lounge, **Heat alarm:** Kitchen

REVISIONS

REV	DATE	AMENDMENTS
01		

PROJECT
PROPOSED ALTERATIONS
35 SPRING VALE WATERLOOVILLE HAMPSHIRE

CLIENT
Mr. M. PRICE

PRACTICE NAME AND ADDRESS

The Steven Barlow Partnership
architecture
81 Manor Road
Kingston
Portsmouth
Hampshire PO1 5LB
T: +44(0)77 8657 7416
E: info@tsbp-architecture.co.uk
W: www.tsbp-architecture.co.uk
PRINCIPAL: Steven V. Barlow M.C.I.A.T.
Member of the Chartered Institute of Architectural Technologists

DRAWING TITLE
EXISTING FLOOR PLANS AND ELEVATIONS

DRAWN BY: SVB
DATE: 25 JUNE 2009
SCALE: 1:100
PAPER SIZE: A1

0mm 1000 4000 Scale 1:100

PROJECT AND DRAWING NUMBER
0227-01.001

NORTH

© THE STEVEN BARLOW PARTNERSHIP (UK) 2009