PERMIT




FRONT ELEVATION

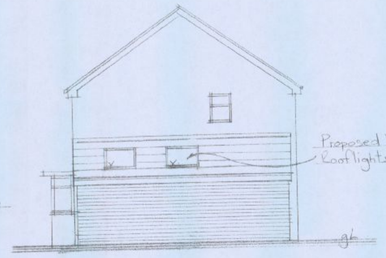


SIDE ELEVATION




REAR ELEVATION

All new roofing and walling materials to match exg in type texture and colour.

Cloakroom and Utility to have mech extract fans with timed overides, Cloakroom operated by light switch.
Cloakroom fan to be sized to give 15 litres/sec extraction, and Utility to give 30 litres/sec.

Cavity walls outer skin of face brickwork to match exg, inner skin of 100mm Celcon Solar Super blocks with 100mm cavity, 50mm left clear and 50mm Kingspan K8 cavity board insulation. Finished internally with 2cts of lightweight plaster to give U-Value of min 0.3 W/m²k.
Conc blocks to be used below ground level and cavity filled to within 75mm of GL
Cavity to be maintained min 150mm below dpc
All new brickwork/blockwork to be toothed and bonded to exg walls and cavities made continuous with exg

New electrical installation to be carried out in accordance with requirements of parts P1 and P2 of schedule 1 of B. Regs 2000 as amended. An elect installation certificate to BS 7671 2008 to be issued to Council prior to completion of works by Registered Electrician.
Internal lighting to extension to have minimo of low energy fittings, to be one per 25m² of floor area or one per 4 fixed light fittings whichever is the greater.
If external lighting installed low energy fittings to be used or lamp capacity not to exceed 150w with automatic switch off when not required ie. when sufficient daylight or person not detected.

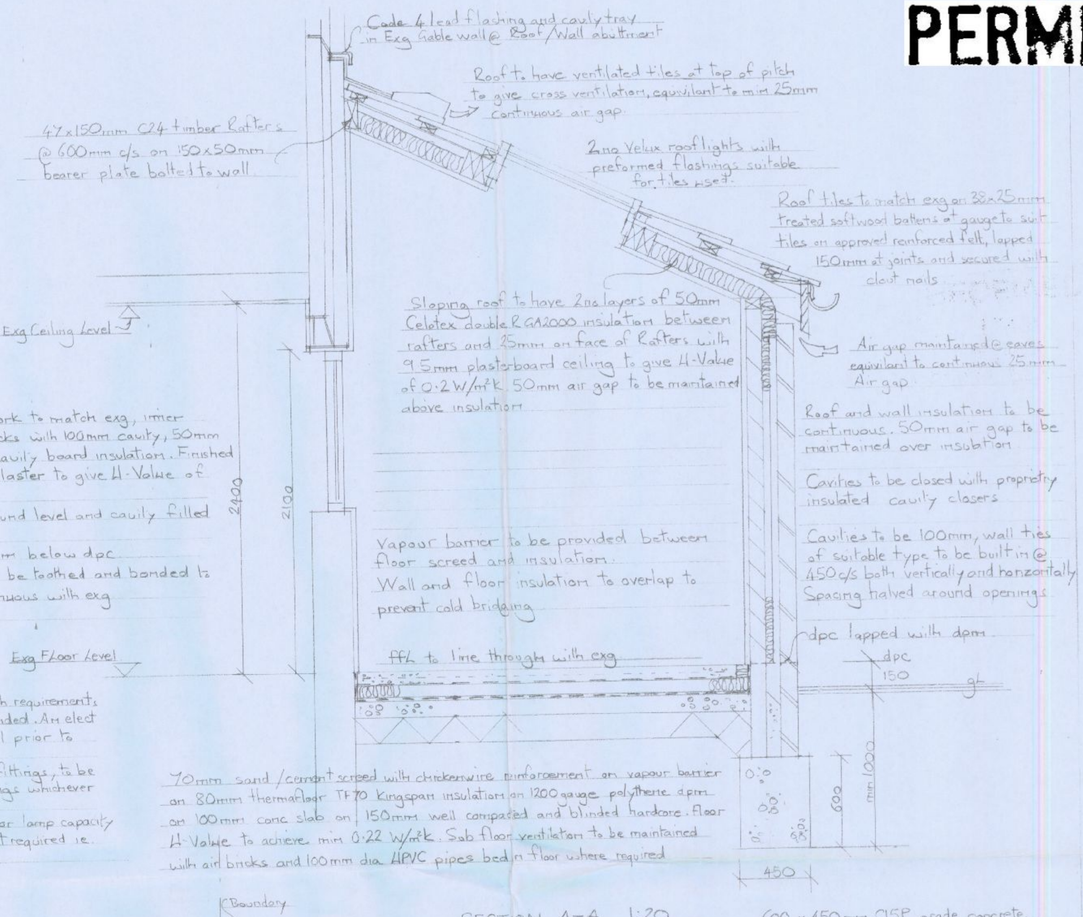


New foul drainage to be 100mm dia vitrified clay pipes below ground, bed and surround in 150mm pea shingle to connect to exg drain run with easy bend. Conc lintels to be used to bridge across drains where they pass through founds

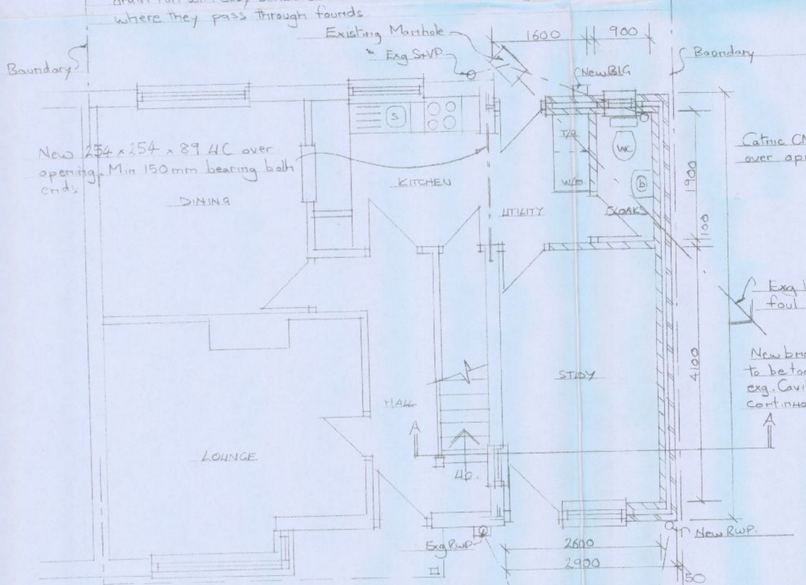


GROUND FLOOR PLAN

Plumbing to Cloaks and Utility to comply with BS 5572. Bedding access to be provided at all changes of direction of plumbing and drainage. New wastes to Utility to discharge into new Paddable B.I. Trulley. New wastes from Cloaks to discharge into new stub stack with air admittance valve.

New 100mm dia vitrified clay storm water drainage, bed and surround in 150mm pea shingle to discharge into soakaway min 5m from building with a min capacity of 1000mm³ per down pipe.

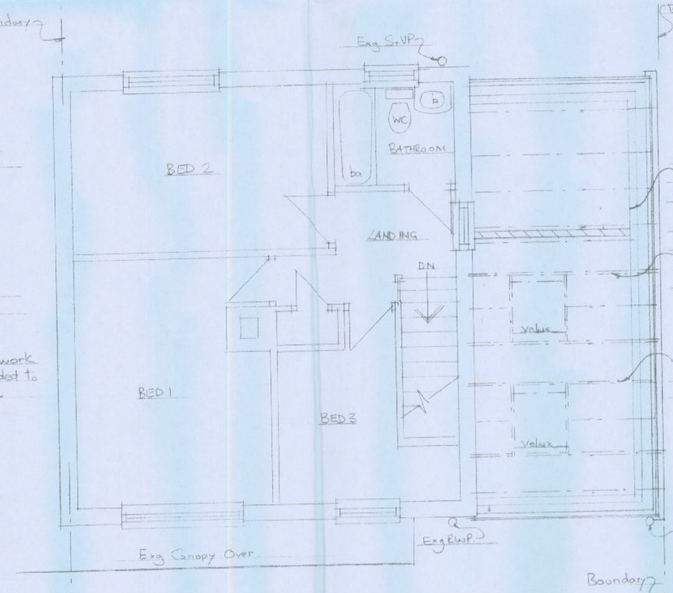


FIRST FLOOR PLAN

Continuous 100x50mm s/wood wallplate strapped to walls with galv m.s. straps 30x5x1000mm @ 2000mm c/s.
Blockwork wall to be taken to underside of Roof
Rafters doubled up and bolted together around openings for Velux Rooflight
4" x 150mm C24 timber rafters @ 600mm c/s.

No part of new extension to encroach over Boundary

SECTION A-A 1:20

All door and window openings to be supported with Catnic Lintels of appropriate size, profile and section with min 150mm bearing both ends. Vertical dpcs at all openings

New external doors to have max U-Value of 2.2 W/m²k if > 50% glazed
All glass to doors within 1500mm of floor level to be safety glass to BS 6206 1981

New UPVC windows and doors to be double glazed and provide opening area min 1/20th of floor area and have background ventilation via trickle vents of 8000mm². All glass to be Pilkington K glass. Glazing to conform to BS 6206
All new windows and doors to have max U-Value of 1.8 W/m²k
Allowable glazing area to be max 25% of floor area

600 x 450mm C15P grade concrete foundations, depth to suit LA approval and local soil conditions.

HAVANT BOROUGH COUNCIL
15 JUN 2010
RECEIVED

PROPOSED SIDE EXTENSION
14 PHILIP ROAD
WATERLOOVILLE

PLANS, SECTION AND ELEVATIONS

| | |
|---|---|
| Scale 1:50, 1:100, 1:20 | Date: June 10 |
| 479/10/01 | P.Davey C.I.AT C108 |
| REVISIONS | |