

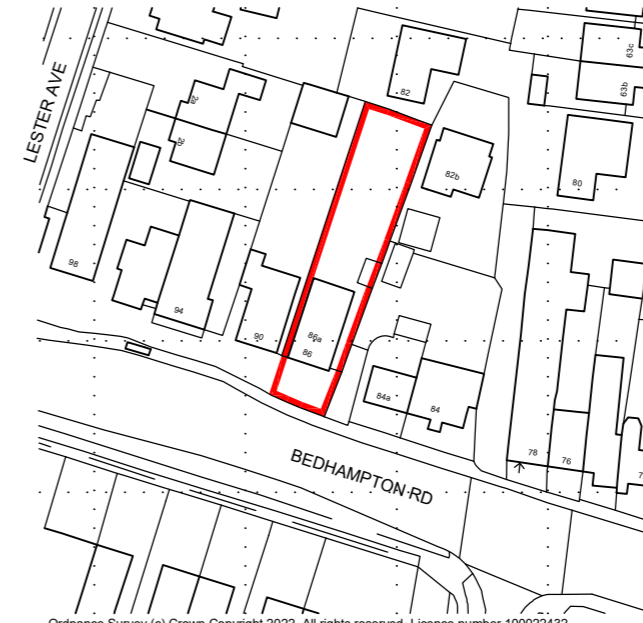
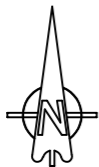
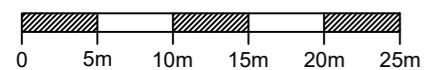
NOTES

GENERAL NOTES:
 1. THIS DRAWING IS TO BE READ IN CONJUNCTION WITH THE OTHER RELEVANT CONSULTANTS DRAWINGS.
 2. ALL FINISHES ARE TO CONFORM TO THE CURRENT BUILDING REGULATIONS.
 3. REFER TO A SEPARATE DOCUMENT FOR THE DESIGNERS RISK ASSESSMENT.
 4. ALL WORKS OR MATERIALS INDICATED ON THIS DRAWING ARE TO BE TO THE LATEST RELEVANT BRITISH STANDARDS AND CARRIED OUT IN ACCORDANCE WITH THE BRITISH STANDARDS CODES OF PRACTICE OR RECOGNIZED INSTITUTE OR TRADE ASSOCIATION RECOMMENDATIONS AND PUBLICATIONS.



Block Plan

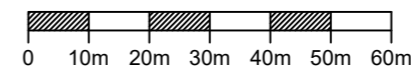
1:500 scale



Ordnance Survey (c) Crown Copyright 2022. All rights reserved. Licence number 100022432

Location Plan

1:1250 scale



Revision	Date	Description	Drawn	Checked
P3	May 2026	Redline amended	TH	
P2	May 2023	Block plan amended	LW	
P1	Nov 2022	Planning	HM	

PLC ARCHITECTS
 Lansdowne House
 25-26 Hampshire Terrace
 Portsmouth PO1 2QF
 Hampshire England
 Tel: (023) 92 755 333
 E-Mail: admin@plcarchitects.com
 Web: www.plcarchitects.com

Client:

Project:
 86-88 Bedhampton Rd,
 Bedhampton, Havant
 PO9 3EZ

Drawing Title:
 Block Plan & Location Plan

Drawn By	Date	Checked By	Date	Approved By	Date
HM	Nov 22				

Drawing No.	Revision	Scale
22.3295.100	P3	As Stated @ A3

PLC ARCHITECTS © COPYRIGHT RESERVED 2022
 NOT TO BE SCALED. DIMENSIONS TO BE CHECKED ON SITE
 SCALING ONLY FOR LOCAL AUTHORITY PURPOSES